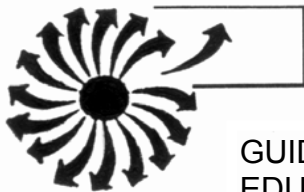


TRACER STUDY 2003 REPORT



GUIDANCE & COUNSELLING SERVICES
EDUCATION DIVISION
1, St. Publius Street
Floriana VLT 16
MALTA

I. INTRODUCTION

- Explanatory Notes
- Thanks
- Background Information
- Observations

II. NATIONAL TABLES

Page

- Total Students' Options by Sector 1
- Total Students' Options by Sex 2
- Total Students' Educational Options 3
- Total Students' Work Options 4
- Total Students' Other Options 5

III. JUNIOR LYCEUMS

- Total Students' Options 6
- Students' Educational Options 7
- Students' Work Options 8
- Students' Other Options 8

JUNIOR LYCEUM - FEMALES

• Total Students' Options	9	
• Students' Educational Options	10	
• Students' Work Options		11
• Students' Other Options		12

JUNIOR LYCEUM - MALES

• Total Students' Options	13	
• Students' Educational Options	14	
• Students' Work Options		15
• Students' Other Options		16

IV. SECONDARY SCHOOLS

• Total Students' Options	17	
• Students' Educational Options	18	
• Students' Work Options		19
• Students' Other Options		20

SECONDARY SCHOOLS - FEMALES

• Total Students' Options	21	
• Students Educational Options		22
• Students' Work Options		24
• Students' Other Options		25

SECONDARY SCHOOL - MALES

• Total Students Options		26
• Students Educational Options		27
• Students Work Options		29
• Students Other Options	30	

V. PRIVATE SCHOOLS

• Total Students' Options		31
• Students' Educational Options	32	
• Students' Work Options		33
• Students Other Options	33	

PRIVATE SCHOOLS - FEMALES

• Total Students' Options		34
• Students' Educational Options	35	
• Students' Work Options		37
• Students' Other Options		38

PRIVATE SCHOOLS - MALES

• Total Students' Options		39
• Students' Educational Options	40	
• Students' Work Options		42
• Students Other Options	43	

PRIVATE SCHOOLS - MIXED

• Total Students' Options		44
• Students' Educational Options	45	
• Students' Work Options		46
• Students' Other Options		46

VI TRADE SCHOOLS

• Total Students' Options		47
• Students' Educational Options	48	
• Students' Work Options		49
• Students' Other Options		50

VII OTHER SECONDARY SCHOOLS

• Total Students' Options		51
• Students' Educational Options	52	
• Students' Work Options		53
• Students' Other Options		53

OTHER SECONDARY SCHOOLS - FEMALES

• Total Students' Options		54
• Students' Educational Options	55	
• Students' Work Options		56
• Students' Other Options		56

OTHER SECONDARY SCHOOLS - MALES

• Total Students' Options		57
• Students' Educational Options	58	
• Students' Work Options		59
• Students' Other Options		60

VIII SPECIAL NEEDS STUDENTS

• Total Students' Options		61
• Junior Lyceums		63
• Secondary Schools		64
• Private Schools		65
• Trade Schools		67
• Other Secondary Schools		68

APPENDICES

• Students' Data-Entry Form	
• Guidance Teachers' Data Return-Sheets	

INTRODUCTION:

Since 1990 the Guidance and Counselling Services have been organising a series of tracer studies - both at school and at the national level. Such research provides helpful information to educational planners as well as the personnel at the Guidance & Counselling Services. The work carried out by Guidance Teachers encouraging students to have positive approaches toward furthering their education is evident in the steady increase we have seen during the past few years in the number of students participating in post secondary courses. In this report we find 3583 young people (69% of the total number of students who reached school leaving age and replied to the survey) who opted to follow a course in post- secondary schools.

1. EXPLANATORY NOTES:

1.1 All students who had completed Form V in 2003 were asked to participate in this Tracer Study, i.e. all students who were legally able to leave school on finishing the statutory school career and could opt to stay on at school or seek work. Those students who left school before doing their school-leaving examination - having been officially exempted from school on reaching their sixteenth birthday - were considered as dropouts and thus were not included in the study.

1.2 In the form sent to all school leavers, each student was asked to indicate if he/she was studying at school, working, or at home (See Appendices).

A list of all post-secondary schools, as reproduced in the appendices, was sent to all school leavers. Schools were grouped into academic, technical, or vocational courses. Each student was asked to indicate which school he/she was attending at the time of the survey, i.e. October/November 2003.

1.3 If the student declares he/she is working, a list of the thirteen jobs which were most popular in the 2002 Tracer Study was given. Students were asked to indicate if they were working in these or other different jobs.

1.4 The last section "Others" included those who were asked to state whether they were at home, emigrated, registering for work or any other option.

2. THANKS

2.1 Thanks are due to all Guidance Teachers, Counsellors and Heads of all participating schools.

3. BACKGROUND INFORMATION

3.1 The first National Tracer Study was published in October 1990. Before that various Guidance Teachers had been taking the initiative to find out what became of their students after school leaving age, and held a Tracer Study in their own particular school. In 1990 the Guidance and Counselling Services decided to incorporate the information collected from these different studies so that a national picture could be drawn up identifying national, sectorial, and school trends. All schools were invited to participate. Guidance Teachers were requested to conduct their own Tracer Study in their respective schools and then send in their data to Head Office enabling the National Tracer Study to be compiled annually, so that by comparing the different reports, trends may be easily identified.

3.2 Work on this Tracer Study started in October 2003. Forms were sent out to all Guidance Teachers to hold a Tracer Study in their respective schools. These forms were then sent to all school leavers who were asked to send them back duly filled in to their own schools. The 97% replies gathering the information needed could only have been achieved by sheer hard work on the part of the Guidance Teachers. We thank the guidance teachers for their assiduous work.

4. OBSERVATIONS

4.1 Sectorial and school statistics may be easily analysed and compared after a closer look at the data tabulated below.

4.2 Options Mix

4.2.1 The options mix (Education 69%, Work 14% and Others 17%) in 2003 is very much in line with that of the previous year (Education 69%, Work 16% and Others 15%)

4.2.2 The trends of choices established in the previous Tracer Studies, were again confirmed here. A gradual steady increase in the number of students opting to further their education has levelled out to about 67% in the last four years. Similarly students opting for work on reaching school leaving age has settled down at about the 18% mark.

	Education		Work		Others	
	Total	%	Total	%	Total	%
1990	1961	56	1102	31	353	10
1991	2554	63	1081	27	479	10
1992	2653	60	1237	27	599	13
1993	2652	60	1085	25	627	14
1994	2790	61	1292	28	538	12
1995	2734	58	1318	28	643	14
1997	2787	65	861	20	616	15
1998	3189	67	903	19	698	15
1999	3496	66	961	18	845	16
2000	3369	65	957	19	852	17
2001	3392	67	830	17	818	16
2002	3491	69	782	16	774	15
2003	3583	69	737	14	874	17

Options by Sex.

4.3.1 Results from previous tracer studies up to 1995 showed that usually more male than female students opted to continue their education. However, this trend was reversed in 1997 when 1560 females and 1168 males opted for post-secondary courses. Numberwise, this 2003 report shows more females than male students opting to continue their education after Form 5. Similarly, percentagewise females (at 71%) outweigh males (at 64%) in opting to continue with their schooling after Form 5.

	1990		1991		1992		1993		1994		1995	
	tot.	%	tot.	%	Tot.	%	tot.	%	tot.	%	tot.	%
MALES	1027	52	1435	57	1417	65	1461	67	1498	67	1485	63
FEMALES	934	48	1108	43	1205	55	1165	56	1256	56	1206	52
MIXED					31	22	26	30	36	25	47	39
TOTALS	1961		2443		2653	59	2652	61	2790	61	2734	58

	1997		1998		1999		2000		2001		2002		2003	
	tot.	%	Tot.	%	tot.	%	tot.	%	Tot.	%	tot.	%	tot.	%
MALES	1168	60	1497	65	1706	65	1616	62	1580	65	1658	64	1598	64
FEMALES	1560	69	1671	68	1708	66	1634	67	1674	67	1678	74	1769	71
MIXED	59	69	78	94	82	80	119	83	138	91	155	88	216	97
TOTALS	2787	65	3246	67	3496	66	3369	65	3392	67	3491	69	3583	69

4.3.2 When comparing the choices of male and female students it is more accurate to look at percentages rather than numbers because of the different school populations. While 87% of girls in Junior Lyceums opted for post-secondary education, 81% of boys continued with further studies.

4.3.3 On the other hand, while the number of girls in secondary schools choosing to attend post-secondary schools stands at 208, that for boys was 247. However, percentagewise (at 32%) females in secondary schools almost equal (at 31%) males in secondary schools.

4.3.4 In the trade school sector 20% chose to stay on at school after the age of 16. This shows a further decline on that of the previous year (at 25%).

4.3.5 Post Secondary courses.

Table II.3 shows that 83% of the students opting for Post Secondary Courses chose the academic stream joining courses at the Junior College, the Institute of Business & Commerce, Giovanni Curmi Higher Secondary, the Institute of Information & Communication, M.A.Refalo Complex, and Private Sixth Forms. Only 13% of the students opted to join the technical stream, while 5% chose vocational courses.

4.3.6 Work Options

A total of 737 students opted to start work on completing their Secondary School Education. This represents 13% of the female and 17% of the male secondary school population.

Similar to previous Tracer Studies the majority of school leavers opting for work found jobs as salespersons / shop assistants (176 students), waitresses / waiters (109) and machine operators (107). A considerable number are working as labourers (71). It is interesting to note a repetition of the pattern found in other Tracer Studies.

4.3.7 "Other" Options

A total of 874 students (17%) stated they were neither following a post-secondary course nor working.

4.4 Options Mix by Sectors.

There is a very big variation and discrepancy between the choices of students from the different sectors. A good number of students from Junior Lyceums and Private Schools opted for academic post-secondary courses (85% of the Junior Lyceum students and 94% of students from Private Schools), while only 32 of the students from Secondary Schools made the same choice. This is counter-balanced when we look at the work options: 8% of Junior Lyceum students and 3% of Private School students against 35% of secondary school students found work on leaving school after completing Form V. This pattern is repeated when we consider the 'Other' options.

45% of all sixteen year olds at the Trade Schools opted to continue their studies in the technical sector, whilst 55% opted for the vocational sector. 34 students from Other Secondary Schools managed to make it into the post-secondary, with the greater majority, (30), opting for the technical sector. Another 30% of these students found work on reaching school leaving age, whilst 61% are either at home or registering for work.

5.1 Special Needs Students.

This section is included by way of an addendum since the data tabulated is already included in the other sections forming the main body of this report. We should also note that the students considered are those included in mainstream classes in normal schools, and in no way considers those attending special schools.

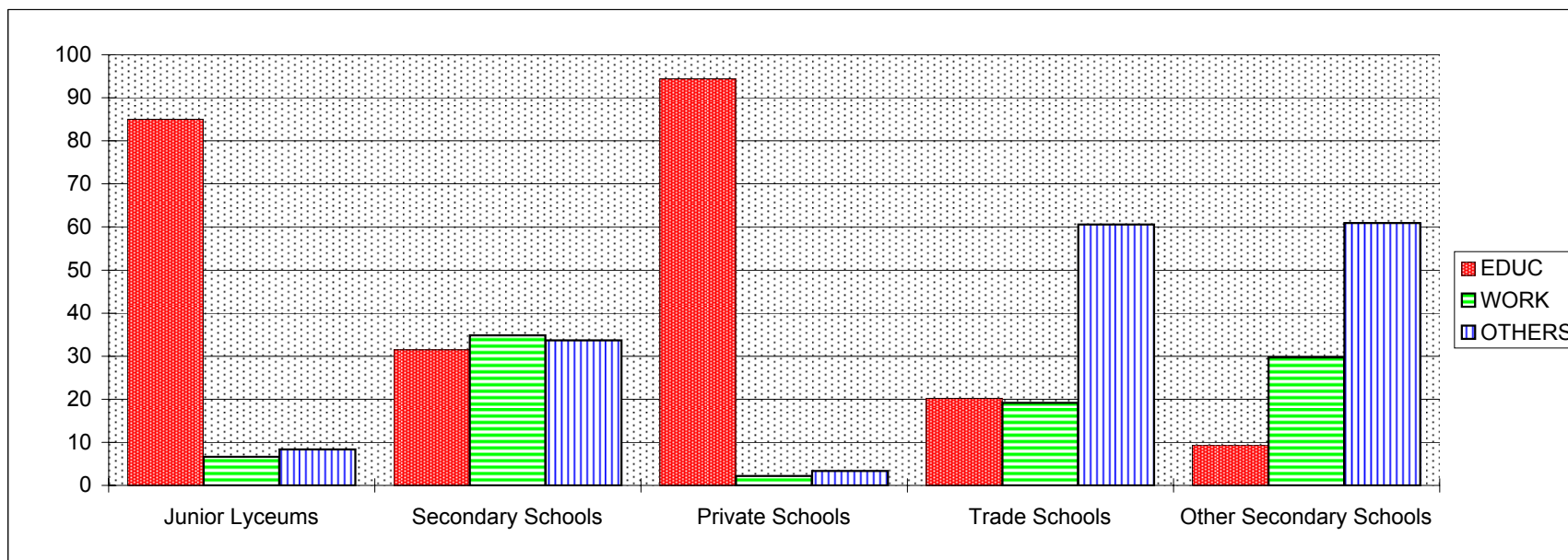
No special needs students were reported neither in Junior Lyceums nor in Trade Schools. There were 16 special needs students attending Private Schools.

With regards to gender mix, there were more than twice as much males (21) than females (8). Number of students who continued with further education was 8 males and 2 females.

II. NATIONAL TABLES

II.1. TOTAL STUDENTS OPTIONS BY SECTOR

SECTOR	POPULATION	REPLIES		EDUCATION		WORK		OTHERS	
		TOT	%	TOT	%	TOT	%	TOT	%
Junior Lyceums	1802	1785	99.1	1518	85.0	118	6.6	149	8.3
Secondary Schools	1482	1444	97.4	455	31.5	503	34.8	486	33.7
Private Schools	1748	1664	95.2	1571	94.4	37	2.2	56	3.4
Trade Schools	99	99	100.0	20	20.2	19	19.2	60	60.6
Other Secondary Schools	202	202	100.0	19	9.4	60	29.7	123	60.9
TOTAL	5333	5194	97.4	3583	69.0	737	14.2	874	16.8



II.2. TOTAL STUDENTS' OPTIONS BY SEX

FEMALES

SECTOR	POPULATION	REPLIES		EDUCATION		WORK		OTHERS	
		TOT	%	TOT	%	TOT	%	TOT	%
Junior Lyceums	1131	1114	98.5	973	87.3	63	5.7	78	7.0
Secondary Schools	697	673	96.6	208	30.9	221	32.8	244	36.3
Private Schools	669	629	94.0	588	93.5	11	1.7	30	4.8
Other Secondary Schools	66	66	100.0	0	0.0	17	25.8	49	74.2
TOTAL	2563	2482	96.8	1769	71.3	312	12.6	401	16.2

MALES

SECTOR	POPULATION	REPLIES		EDUCATION		WORK		OTHERS	
		TOT	%	TOT	%	TOT	%	TOT	%
Junior Lyceums	671	671	100.0	545	81.2	55	8.2	71	10.6
Secondary Schools	785	771	98.2	247	32.0	282	36.6	242	31.4
Private Schools	857	813	94.9	767	94.3	24	3.0	22	2.7
Trade Schools	99	99	100.0	20	20.2	19	19.2	60	60.6
Other Secondary Schools	136	136	100.0	19	14.0	43	31.6	74	54.4
TOTAL	2548	2490	97.7	1598	64.2	423	17.0	469	18.8

MIXED

SECTOR	POPULATION	REPLIES		EDUCATION		WORK		OTHERS	
		TOT	%	TOT	%	TOT	%	TOT	%
Private Schools Mixed	222	222	100.0	216	97.3	2	0.9	4	1.8

II.3. TOTAL STUDENTS' EDUCATIONAL OPTIONS

ACADEMIC

SECTOR	EDUCATION REPLIES	JUNIOR COLLEGE		BUSINESS & COMMERCE		PRIVATE SIXTH FORM		HIGHER SECONDARY		INFORMATION & COMMUNICATION		M'ANG REFALO		TOTAL	
		TOT	%	TOT	%	TOT	%	TOT	%	TOT	%	TOT	%	TOT	%
Junior Lyceums	1518	634	41.8	110	7.2	26	1.7	242	15.9	87	5.7	210	13.8	1309	86.2
Secondary Schools	455	27	5.9	34	7.5	0	0.0	116	25.5	20	4.4	9	2.0	206	45.3
Private Schools	1571	730	46.5	50	3.2	329	20.9	240	15.3	44	2.8	49	3.1	1442	91.8
Trade Schools	20	0	0.0	0	0.0	0	0.0	0	0.0	0	0.0	0	0.0	0	0.0
Other Secondary Schools	19	0	0.0	0	0.0	0	0.0	1	5.3	0	0.0	0	0.0	1	5.3
TOTAL	3583	1391	38.8	194	5.4	355	9.9	599	16.7	151	4.2	268	7.5	2958	82.6

TECHNICAL

SECTOR	EDUCATION REPLIES	ELECTRONICS ENGINEERING		MECHANICAL ENGINEERING		AGRI- BUSINESS		ART AND DESIGN		MARITIME STUDIES		BUILDING & CONSTRUCTION		MCAST GOZO		TOTAL	
		TOT	%	TOT	%	TOT	%	TOT	%	TOT	%	TOT	%	TOT	%	TOT	%
Junior Lyceums	1518	37	2.4	31	2.0	1	0.1	17	1.1	1	0.1	25	1.6	30	2.0	142	9.4
Secondary Schools	455	28	6.2	18	4.0	5	1.1	25	5.5	1	0.2	83	18.2	13	2.9	173	38.0
Private Schools	1571	38	2.4	24	1.5	3	0.2	14	0.9	4	0.3	17	1.1	0	0.0	100	6.4
Trade Schools	20	0	0.0	0	0.0	0	0.0	0	0.0	0	0.0	8	40.0	1	5.0	9	45.0
Other Secondary Schools	19	0	0.0	0	0.0	0	0.0	1	5.3	0	0.0	14	73.7	15	78.9	30	157.9
TOTAL	3583	103	2.9	73	2.0	9	0.3	57	1.6	6	0.2	147	4.1	59	1.6	454	12.7

VOCATIONAL

SECTOR	EDUCATION REPLIES	COMMUNITY SERVICES		TOURISM STUDIES		HEALTH CARE		TOTAL	
		TOT	%	TOT	%	TOT	%	TOT	%
Junior Lyceums	1518	36	2.4	29	1.9	2	0.1	67	4.4
Secondary Schools	455	23	5.1	38	8.4	0	0.0	61	13.4
Private Schools	1571	15	1.0	12	0.8	0	0.0	27	1.7
Trade Schools	20	0	0.0	11	55.0	0	0.0	11	55.0
Other Secondary Schools	19	2	10.5	1	5.3	0	0.0	3	15.8
TOTAL	3583	76	2.1	91	2.5	2	0.1	169	4.7

II.4. TOTAL STUDENTS WORK OPTIONS

WORK	JUNIOR LYCEUMS	SECONDARY SCHOOLS	PRIVATE SCHOOLS	TRADE SCHOOLS	OTHER SECONDARIES	TOTAL	%
Salesperson/Shop Asst.	44	103	16	3	10	176	23.9
Waitress/Waiter	28	69	2	5	5	109	14.8
Machine Operator	10	88	2	2	5	107	14.5
Labourer	8	41	5	6	11	71	9.6
Chambermaid	3	24			6	33	4.5
Cleaner		23			9	32	4.3
Tile Layer/Plasterer	1	22	1	1	2	27	3.7
Hairdresser/Beautician	3	16	1			20	2.7
Carpenter/Joiner	2	9			5	16	2.2
Farmer	1	7		1	3	12	1.6
Clerk/Secretary	4	3	4			11	1.5
Baker's Assistant		8				8	1.1
Barman		7				7	0.9
Cashier	2	4	1			7	0.9
Care Worker		6				6	0.8
Dishwasher/Kitchen Hand		4			1	5	0.7
Laundry Attendant		5				5	0.7
Mason		5				5	0.7
Storekeeper		5				5	0.7
Street Hawker		4				4	0.5
Fisherman		3				3	0.4
Barman	1		1			2	0.3
Bus Inspector		2				2	0.3
Chef		2				2	0.3
Computer Technician	1	1				2	0.3
Disc Jockey		2				2	0.3
Houseman		2				2	0.3
Printer	1				1	2	0.3
Sprayer		2				2	0.3

Please note that the jobs listed here are the students' perception of the job they were in. (Please refer to question 3 in Students' Data Entry-Form, given in Appendices). It doesn't reflect in any way on their being qualified or otherwise for the job.

Airconditioning Technician		1				1	0.1
<i>Animator</i>					1	1	0.1
Bathing Assistant	1					1	0.1
Blacksmith's Assistant		1				1	0.1
Butcher's Assistant		1				1	0.1
Car Wash Attendant		1				1	0.1
Chef	1					1	0.1
Cinema Ticketer		1				1	0.1
Dancer		1				1	0.1
Dentist Assistant		1				1	0.1
Draughtman	1					1	0.1
Electrician	1					1	0.1
Engineer's Assistant		1				1	0.1
Funeral Undertaker			1			1	0.1
Interior Decorator		1				1	0.1
Mechanic	1					1	0.1
Packer				1		1	0.1
Refuse Collector					1	1	0.1
Unspecified	4	27	3			34	4.6
TOTAL	118	503	37	19	60	737	100

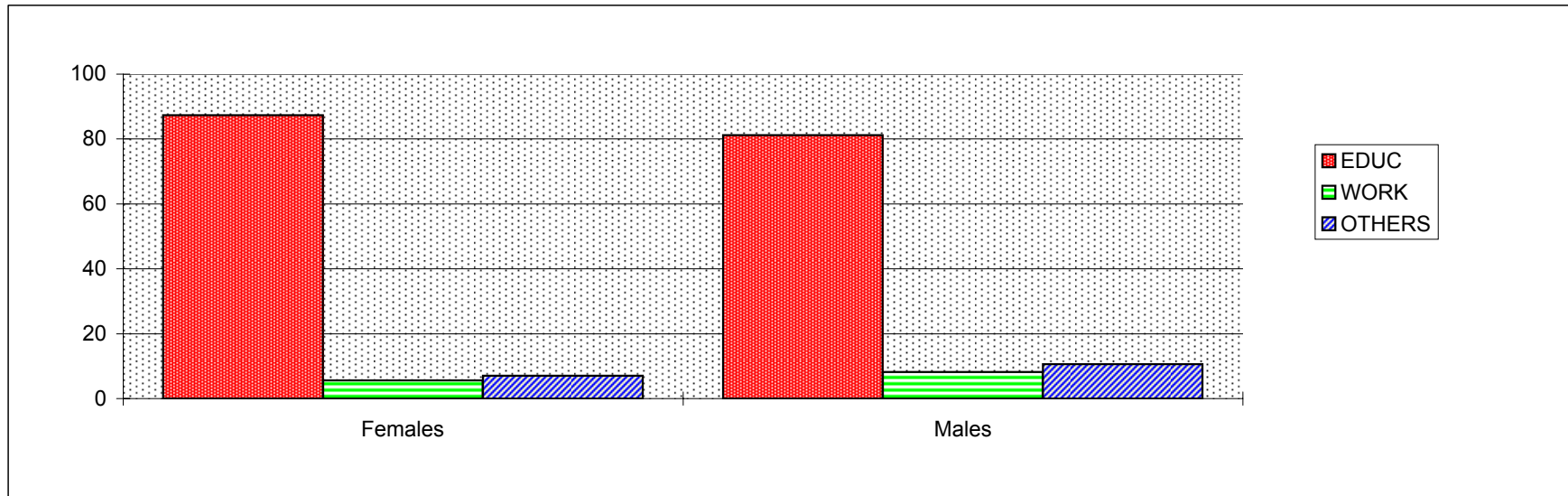
II.5. TOTAL STUDENTS "OTHER" OPTIONS

OPTION	JUNIOR LYCEUMS	SECONDARY SCHOOLS	PRIVATE SCHOOLS	TRADE SCHOOLS	OTHER SECONDARIES	TOTAL	%
At home	111	324	43	35	57	570	65.2
Emigrated	5	5	8	1	0	19	2.2
Registering for work	12	119	1	19	36	187	21.4
Others	21	38	4	5	30	98	11.2
TOTAL	149	486	56	60	123	874	100

III. JUNIOR LYCEUMS

III.1.1 TOTAL STUDENTS' OPTIONS

CATEGORY	POPULATION	REPLIES		EDUCATION		WORK		OTHERS	
		TOT	%	TOT	%	TOT	%	TOT	%
FEMALES	1131	1114	98.5	973	87.3	63	5.7	78	7.0
MALES	671	671	100.0	545	81.2	55	8.2	71	10.6
TOTAL	1802	1785	99.1	1518	85.0	118	6.6	149	8.3



III.1.2. STUDENTS' EDUCATIONAL OPTIONS

ACADEMIC

CATEGORY	EDUCATION REPLIES	JUNIOR COLLEGE		BUSINESS & COMMERCE		PRIVATE SIXTH FORM		HIGHER SECONDARY		INFORMATION & COMMUNICATION		M'ANG REFALO		TOTAL	
		TOT	%	TOT	%	TOT	%	TOT	%	TOT	%	TOT	%	TOT	%
FEMALES	973	509	52.3	74	7.6	25	2.6	151	15.5	16	1.6	147	15.1	922	94.8
MALES	545	125	22.9	36	6.6	1	0.2	91	16.7	71	13.0	63	11.6	387	71.0
TOTAL	1518	634	41.8	110	7.2	26	1.7	242	15.9	87	5.7	210	13.8	1309	86.2

TECHNICAL

	EDUCATION REPLIES	ELECTRONICS ENGINEERING		MECHANICAL ENGINEERING		AGRI- BUSINESS		ART AND DESIGN		MARITIME STUDIES		BUILDING & CONSTRUCTION		MCAST GOZO		TOTAL	
		TOT	%	TOT	%	TOT	%	TOT	%	TOT	%	TOT	%	TOT	%	TOT	%
FEMALES	973	0	0.0	0	0.0	0	0.0	5	0.5	0	0.0	3	0.3	17	1.7	25	2.6
MALES	545	37	6.8	31	5.7	1	0.2	12	2.2	1	0.2	22	4.0	13	2.4	117	21.5
TOTAL	1518	37	2.4	31	2.0	1	0.1	17	1.1	1	0.1	25	1.6	30	2.0	142	9.4

VOCATIONAL

	EDUCATION REPLIES	COMMUNITY SERVICES		TOURISM STUDIES		HEALTH CARE		TOTAL	
		TOT	%	TOT	%	TOT	%	TOT	%
FEMALES	973	21	2.2	3	0.3	2	0.2	26	2.7
MALES	545	15	2.8	26	4.8	0	0.0	41	7.5
TOTAL	1518	36	2.4	29	1.9	2	0.1	67	4.4

III.1.3. STUDENTS' WORK OPTIONS

	FEMALES	MALES	TOTAL	%
<i>Salesperson/Shop Asst.</i>	34	10	44	37.3
<i>Waitress/Waiter</i>	12	16	28	23.7
<i>Machine Operator</i>	4	6	10	8.5
<i>Labourer</i>		8	8	6.8
<i>Clerk/Secretary</i>	4		4	3.4
<i>Chambermaid</i>	3		3	2.5
<i>Hairdresser/Beautician</i>	3		3	2.5
<i>Carpenter/Joiner</i>		2	2	1.7
<i>Cashier</i>	2		2	1.7
<i>Barman</i>		1	1	0.8
<i>Bathing Assistant</i>		1	1	0.8
<i>Chef</i>		1	1	0.8
<i>Computer Technician</i>		1	1	0.8
<i>Draughtman</i>		1	1	0.8
<i>Electrician</i>		1	1	0.8
<i>Farmer</i>		1	1	0.8
<i>Mechanic</i>		1	1	0.8
<i>Printer</i>		1	1	0.8
<i>Tile Layer/Plasterer</i>		1	1	0.8
Unspecified	1	3	4	3.4
TOTAL	63	55	118	100

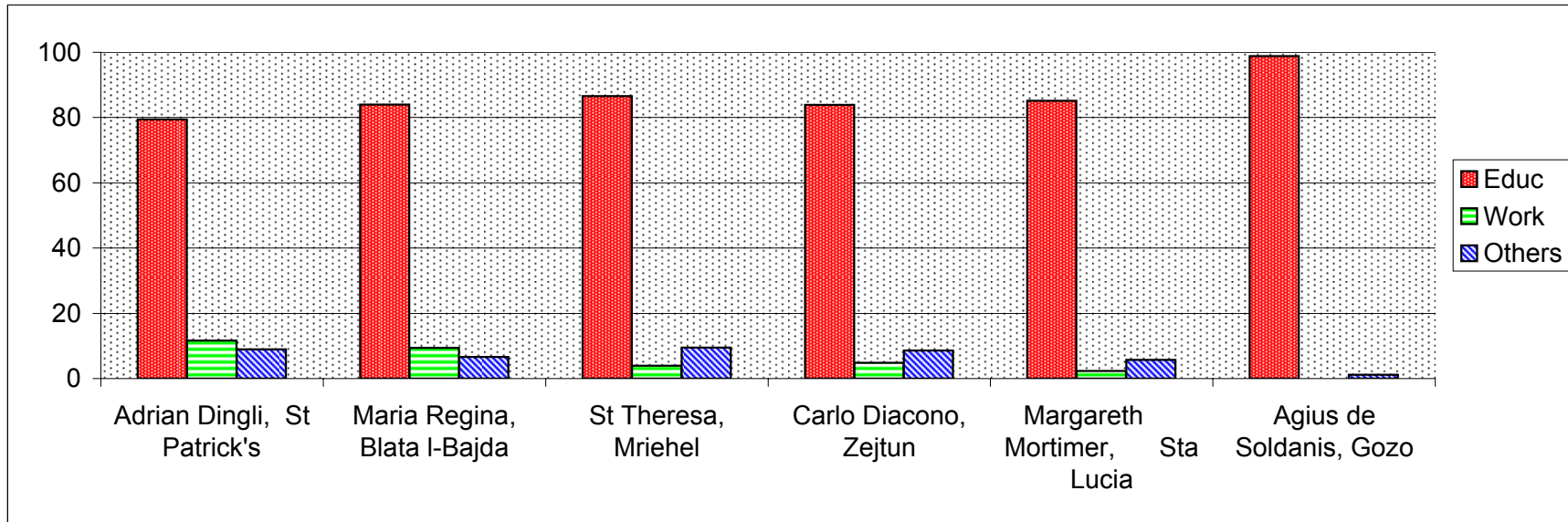
III.1.4. STUDENTS' "OTHER" OPTIONS

	FEMALES	MALES	TOTAL	%
At home	65	46	111	74.5
Emigrated	3	2	5	3.4
Registering for Work	7	5	12	8.1
Others	3	18	21	14.1
TOTAL	78	71	149	100

III.2. JUNIOR LYCEUMS - FEMALES

III.2.1. TOTAL STUDENTS' OPTIONS

SCHOOL	POPULATION	REPLIES		EDUCATION		WORK		OTHERS	
		TOT	%	TOT	%	TOT	%	TOT	%
Adrian Dingli, St Patrick's	189	189	100	150	79.4	22	11.6	17	9.0
Maria Regina, Blata I-Bajda	212	212	100	178	84.0	20	9.4	14	6.6
St Theresa, Mriehel	201	201	100	174	86.6	8	4.0	19	9.5
Carlo Diacono, Zejtun	186	181	97.3	156	83.9	9	4.8	16	8.6
Margareth Mortimer, Sta Lucia	175	163	93.1	149	85.1	4	2.3	10	5.7
Agius de Soldanis, Gozo	168	168	100	166	98.8	0	0.0	2	1.2
TOTAL	1131	1114	98.5	973	87.3	63	5.7	78	7.0



III.2.2. STUDENTS' EDUCATIONAL OPTIONS

ACADEMIC

SCHOOL	EDUCATION REPLIES	JUNIOR COLLEGE		BUSINESS & COMMERCE		PRIVATE SIXTH FORM		HIGHER SECONDARY		INFORMATION & COMMUNICATION		M'ANG REFALO		TOTAL	
		TOT	%	TOT	%	TOT	%	TOT	%	TOT	%	TOT	%	TOT	%
Adrian Dingli, St Patrick's	150	101	67.3	9	6.0	2	1.3	36	24.0		0.0		0.0	148	98.7
Maria Regina, Blata I-Bajda	178	106	59.6	20	11.2	7	3.9	36	20.2	2	1.1		0.0	171	96.1
St Theresa, Mriehel	174	111	63.8	10	5.7	5	2.9	36	20.7	2	1.1		0.0	164	94.3
Carlo Diacono, Zejtun	156	92	59.0	25	16.0	7	4.5	18	11.5	6	3.8		0.0	148	94.9
Margareth Mortimer, Sta Lucia	149	99	66.4	10	6.7	3	2.0	25	16.8	5	3.4		0.0	142	95.3
Agius de Soldanis, Gozo	166		0.0		0.0	1	0.6		0.0	1	0.6	147	88.6	149	89.8
TOTAL	973	509	52.3	74	7.6	25	2.6	151	15.5	16	1.6	147	15.1	922	94.8

TECHNICAL

SCHOOL	EDUCATION REPLIES	ELECTRONICS ENGINEERING		MECHANICAL ENGINEERING		AGRI- BUSINESS		ART AND DESIGN		MARITIME STUDIES		BUILDING & CONSTRUCTION		MCAST GOZO		TOTAL	
		TOT	%	TOT	%	TOT	%	TOT	%	TOT	%	TOT	%	TOT	%	TOT	%
Adrian Dingli, St Patrick's	150		0.0		0.0		0.0		0.0		0.0		0.0		0.0	0	0.0
Maria Regina, Blata I-Bajda	178		0.0		0.0		0.0		0.0		0.0		0.0		0.0	0	0.0
St Theresa, Mriehel	174		0.0		0.0		0.0	1	0.6		0.0		0.0		0.0	1	0.6
Carlo Diacono, Zejtun	156		0.0		0.0		0.0	4	2.6		0.0		0.0		0.0	4	2.6
Margareth Mortimer, Sta Lucia	149		0.0		0.0		0.0		0.0		0.0	3	2.0		0.0	3	2.0
Agius de Soldanis, Gozo	166		0.0		0.0		0.0		0.0		0.0		0.0	17	10.2	17	10.2
TOTAL	973	0	0.0	0	0.0	0	0.0	5	0.5	0	0.0	3	0.3	17	1.7	25	2.6

VOCATIONAL

SCHOOL	EDUCATION REPLIES	COMMUNITY SERVICES		TOURISM STUDIES		HEALTH CARE		TOTAL	
		TOT	%	TOT	%	TOT	%	TOT	%
Adrian Dingli, St Patrick's	150	2	1.3		0.0		0.0	2	1.3
Maria Regina, Blata I-Bajda	178	4	2.2	3	1.7		0.0	7	3.9
St Theresa, Mriehel	174	8	4.6		0.0	1	0.6	9	5.2
Carlo Diacono, Zejtun	156	4	2.6		0.0		0.0	4	2.6
Margareth Mortimer, Sta Lucia	149	3	2.0		0.0	1	0.7	4	2.7
Agius de Soldanis, Gozo	166		0.0		0.0		0.0	0	0.0
TOTAL	973	21	2.2	3	0.3	2	0.2	26	2.7

III.2.2.3. STUDENTS' WORK OPTIONS

WORK	SIR ADRIAN DINGLI	MARIA REGINA	ST THERESA	CARLO DIACONO	MARGARETH MORTIME	AGIUS DE SOLDANIS	TOTAL	%
<i>Salesperson/Shop Asst.</i>	3	20	5	5	1		34	54.0
<i>Waitress/Waiter</i>	5		3	2	2		12	19.0
<i>Clerk/Secretary</i>	2			2			4	6.3
<i>Machine Operator</i>	4						4	6.3
<i>Chambermaid</i>	3						3	4.8
<i>Hairdresser/Beautician</i>	3						3	4.8
<i>Cashier</i>	2						2	3.2
Unspecified					1		1	1.6
TOTAL	22	20	8	9	4	0	63	100

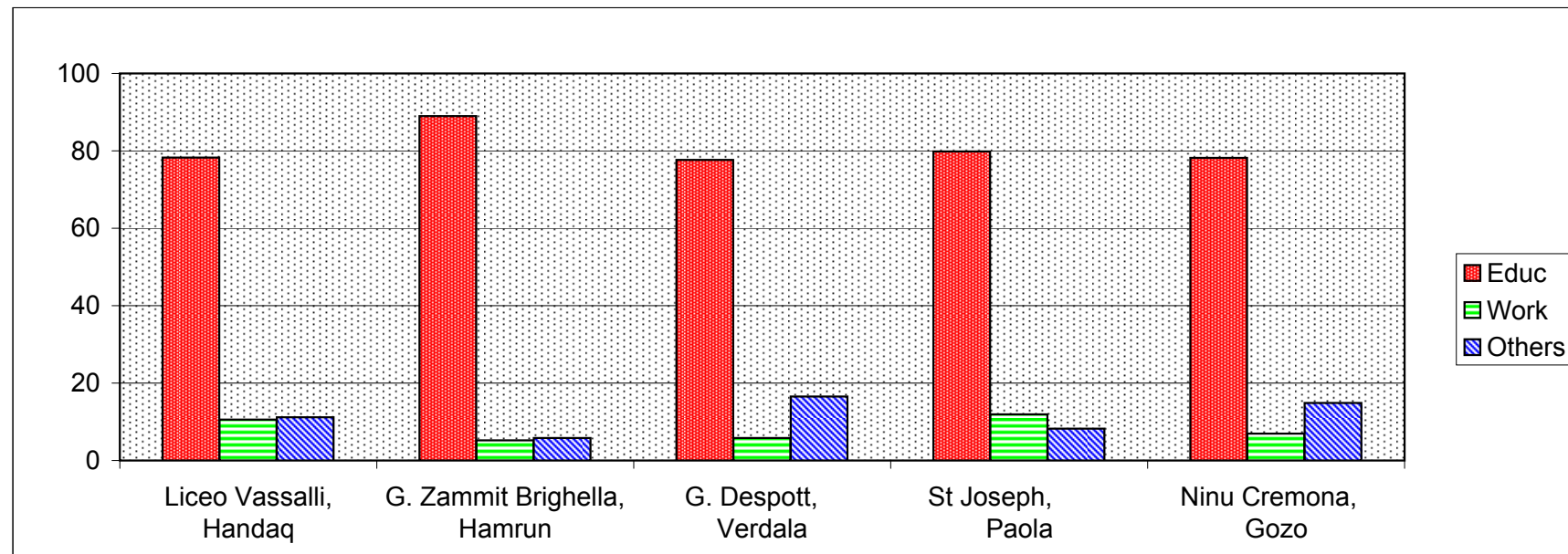
III.2.2.4. STUDENTS' OTHER OPTIONS

OPTION	SIR ADRIAN DINGLI	MARIA REGINA	ST THERESA	CARLO DIACONO	MARGARETH MORTIMER	AGIUS DE SOLDANIS	TOTAL	%
At home	13	11	16	13	10	2	65	83.3
Emigrated	1	1		1			3	3.8
Registering for Work	3	2		2			7	9.0
Others			3				3	3.8
TOTAL	17	14	19	16	10	2	78	100

III.3. JUNIOR LYCEUMS - MALES

III.3.1. TOTAL STUDENTS' OPTIONS

SCHOOL	POPULATION	REPLIES		EDUCATION		WORK		OTHERS	
		TOT	%	TOT	%	TOT	%	TOT	%
Liceo Vassalli, Handaq	161	161	100	126	78.3	17	10.6	18	11.2
G. Zammit Brighella, Hamrun	172	172	100	153	89.0	9	5.2	10	5.8
G. Despott, Verdala	103	103	100.0	80	77.7	6	5.8	17	16.5
St Joseph, Paola	134	134	100	107	79.9	16	11.9	11	8.2
Ninu Cremona, Gozo	101	101	100	79	78.2	7	6.9	15	14.9
TOTAL	671	671	100.0	545	81.2	55	8.2	71	10.6



III.3.2. STUDENTS' EDUCATIONAL OPTIONS

ACADEMIC

SCHOOL	EDUCATION REPLIES	JUNIOR COLLEGE		BUSINESS & COMMERCE		PRIVATE SIXTH FORM		HIGHER SECONDARY		INFORMATION & COMMUNICATION		M'ANG REFALO		TOTAL	
		TOT	%	TOT	%	TOT	%	TOT	%	TOT	%	TOT	%	TOT	%
Liceo Vassalli, Handaq	126	31	24.6	4	3.2		0.0	25	19.8	17	13.5		0.0	77	61.1
G. Zammit Brighella, Hamrun	153	50	32.7	8	5.2		0.0	45	29.4	20	13.1		0.0	123	80.4
G. Despott, Verdala	80	17	21.3	12	15.0	1	1.3	9	11.3	16	20.0		0.0	55	68.8
St Joseph, Paola	107	27	25.2	12	11.2		0.0	12	11.2	16	15.0		0.0	67	62.6
Ninu Cremona, Gozo	79		0.0		0.0		0.0		0.0	2	2.5	63	79.7	65	82.3
TOTAL	545	125	22.9	36	6.6	1	0.2	91	16.7	71	13.0	63	11.6	387	71.0

TECHNICAL

SCHOOL	EDUCATION REPLIES	ELECTRONICS ENGINEERING		MECHANICAL ENGINEERING		AGRI- BUSINESS		ART AND DESIGN		MARITIME STUDIES		BUILDING & CONSTRUCTION		MCAST GOZO		TOTAL	
		TOT	%	TOT	%	TOT	%	TOT	%	TOT	%	TOT	%	TOT	%	TOT	%
Liceo Vassalli, Handaq	126	10	7.9	9	7.1	1	0.8	5	4.0	1	0.8	12	9.5		0.0	38	30.2
G. Zammit Brighella, Hamrun	153	9	5.9	7	4.6		0.0	3	2.0		0.0		0.0		0.0	19	12.4
G. Despott, Verdala	80	4	5.0	5	6.3		0.0	2	2.5		0.0	3	3.8		0.0	14	17.5
St Joseph, Paola	107	14	13.1	10	9.3		0.0	2	1.9		0.0	7	6.5		0.0	33	30.8
Ninu Cremona, Gozo	79		0.0		0.0		0.0		0.0		0.0		0.0	13	16.5	13	16.5
TOTAL	545	37	6.8	31	5.7	1	0.2	12	2.2	1	0.2	22	4.0	13	2.4	117	21.5

VOCATIONAL

SCHOOL	EDUCATION REPLIES	COMMUNITY SERVICES		TOURISM STUDIES		HEALTH CARE		TOTAL	
		TOT	%	TOT	%	TOT	%	TOT	%
Liceo Vassalli, Handaq	126	3	2.4	8	6.3		0.0	11	8.7
G. Zammit Brighella, Hamrun	153	3	2.0	8	5.2		0.0	11	7.2
G. Despott, Verdala	80	4	5.0	7	8.8		0.0	11	13.8
St Joseph, Paola	107	5	4.7	2	1.9		0.0	7	6.5
Ninu Cremona, Gozo	79		0.0	1	1.3		0.0	1	1.3
TOTAL	545	15	2.8	26	4.8	0	0.0	41	7.5

III.3.3. STUDENTS' WORK OPTIONS

WORK	LICEO VASSALLI	DUN GUZEPP ZAMMIT	GUZEPPI DESPOTT	ST JOSEPH	NINU CREMONA	TOTAL	%
<i>Waitress/Waiter</i>	5	2		5	4	16	29.1
<i>Salesperson/Shop Asst.</i>	3	1	3	3		10	18.2
<i>Labourer</i>	3	2		3		8	14.5
<i>Machine Operator</i>	1			5		6	10.9
<i>Carpenter/Joiner</i>		2				2	3.6
Barman		1				1	1.8
Bathing Assistant	1					1	1.8
Chef		1				1	1.8
Computer Technician	1					1	1.8
Draughtman	1					1	1.8
Electrician			1			1	1.8
<i>Farmer</i>	1					1	1.8
Mechanic	1					1	1.8
Printing Presss			1			1	1.8
<i>Tile Layer/Plasterer</i>			1			1	1.8
Unspecified					3	3	5.5
TOTAL	17	9	6	16	7	55	100

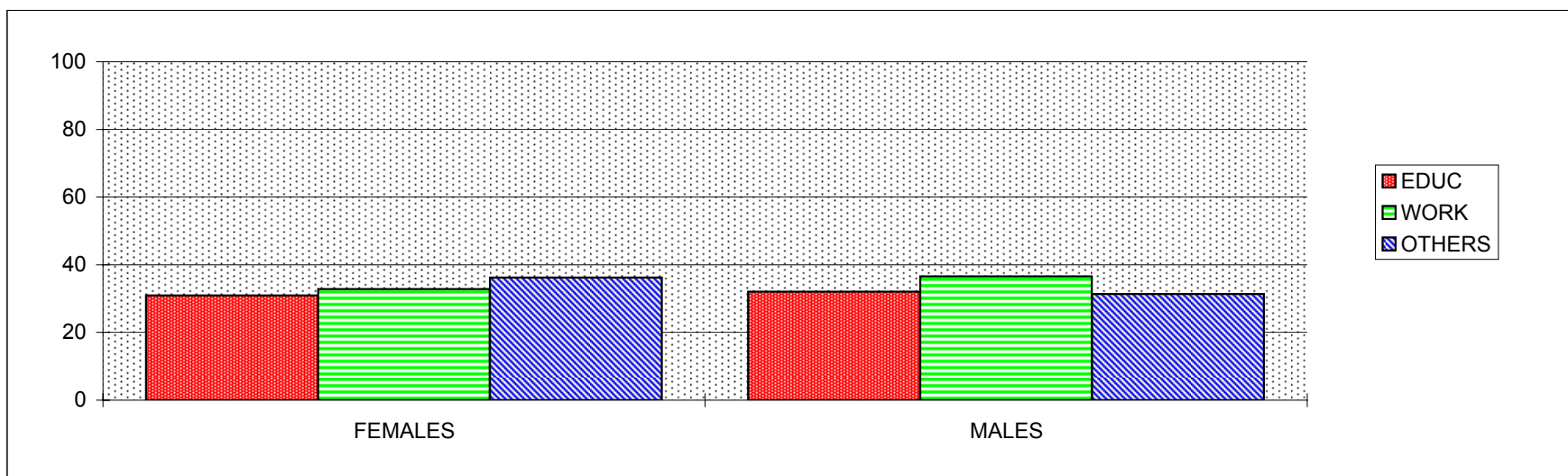
III.3.4. STUDENTS' "OTHER" OPTIONS

OPTION	LICEO VASSALLI	DUN GUZEPP ZAMMIT	GUZEPI DESPOTT	ST JOSEPH	NINU CREMONA	TOTAL	%
At home	6	10	10	9	11	46	64.8
Emigrated					2	2	2.8
Registering for Work	3		2			5	7.0
Others	9		5	2	2	18	25.4
TOTAL	18	10	17	11	15	71	100

IV. SECONDARY SCHOOLS

IV.1.1. TOTAL STUDENTS' OPTIONS

	POPULATION	REPLIES		EDUCATION		WORK		OTHERS	
		TOT	%	TOT	%	TOT	%	TOT	%
FEMALES	697	673	96.6	208	30.9	221	32.8	244	36.3
MALES	785	771	98.2	247	32.0	282	36.6	242	31.4
TOTAL	1482	1444	97.4	455	31.5	503	34.8	486	33.7



IV.1.2. STUDENTS' EDUCATIONAL OPTIONS

ACADEMIC

	EDUCATION REPLIES	JUNIOR COLLEGE		BUSINESS & COMMERCE		PRIVATE SIXTH FORM		HIGHER SECONDARY		INFORMATION & COMMUNICATION		M'ANG REFALO		TOTAL	
		TOT	%	TOT	%	TOT	%	TOT	%	TOT	%	TOT	%	TOT	%
FEMALES	208	23	11.1	30	14.4	0	0.0	82	39.4	9	4.3	4	1.9	148	71.2
MALES	247	4	1.6	4	1.6	0	0.0	34	13.8	11	4.5	5	2.0	58	23.5
TOTAL	455	27	5.9	34	7.5	0	0.0	116	25.5	20	4.4	9	2.0	206	45.3

TECHNICAL

	EDUCATION REPLIES	ELECTRONICS ENGINEERING		MECHANICAL ENGINEERING		AGRI- BUSINESS		ART AND DESIGN		MARITIME STUDIES		BUILDING & CONSTRUCTION		MCAST GOZO		TOTAL	
		TOT	%	TOT	%	TOT	%	TOT	%	TOT	%	TOT	%	TOT	%	TOT	%
FEMALES	208	0	0.0	0	0.0	0	0.0	11	5.3	0	0.0	0	0.0	0	0.0	26	12.5
MALES	247	28	11.3	18	7.3	5	2.0	14	5.7	1	0.4	83	33.6	13	5.3	162	65.6
TOTAL	455	28	6.2	18	4.0	5	1.1	25	5.5	1	0.2	83	18.2	13	2.9	188	41.3

VOCATIONAL

	EDUCATION REPLIES	COMMUNITY SERVICES		TOURISM STUDIES		HEALTH CARE		TOTAL	
		TOT	%	TOT	%	TOT	%	TOT	%
FEMALES	208	22	10.6	12	5.8	0	0.0	34	16.3
MALES	247	1	0.4	26	10.5	0	0.0	27	10.9
TOTAL	455	23	5.1	38	8.4	0	0.0	61	13.4

IV.1.3. STUDENTS' WORK OPTIONS

WORK	FEMALES	MALES	TOTAL	%
Salesperson/Shop Asst.	62	41	103	20.5
Machine Operator	50	38	88	17.5
Waitress/Waiter	39	30	69	13.7
Labourer		41	41	8.2
Chambermaid	24		24	4.8
Cleaner	9	14	23	4.6
Tile Layer/Plasterer		22	22	4.4
Hairdresser/Beautician	15	1	16	3.2
Carpenter/Joiner		9	9	1.8
Baker's Assistant		8	8	1.6
Barman		7	7	1.4
Farmer	1	6	7	1.4
Care Worker	6		6	1.2
Laundry Attendant	1	4	5	1.0
Mason		5	5	1.0
Storekeeper		5	5	1.0
Cashier	4		4	0.8
Dishwasher/Kitchen Hand	1	3	4	0.8
Street Hawker		4	4	0.8
Clerk/Secretary	3		3	0.6
Fisherman		3	3	0.6
Bus Inspector		2	2	0.4
Chef		2	2	0.4
Disc Jockey		2	2	0.4
Houseman		2	2	0.4
Sprayer		2	2	0.4
Airconditioning Technician		1	1	0.2
Blacksmith's Assistant		1	1	0.2
Butcher's Assistant		1	1	0.2
Car Wash Attendant		1	1	0.2
Cinema Ticketer	1		1	0.2
Computer Technician		1	1	0.2
Dancer		1	1	0.2
Dentist Assistant	1		1	0.2
Engineer's Assistant		1	1	0.2
Interior Decorator		1	1	0.2
Unspecified	4	23	27	5.4
TOTAL	221	282	503	100

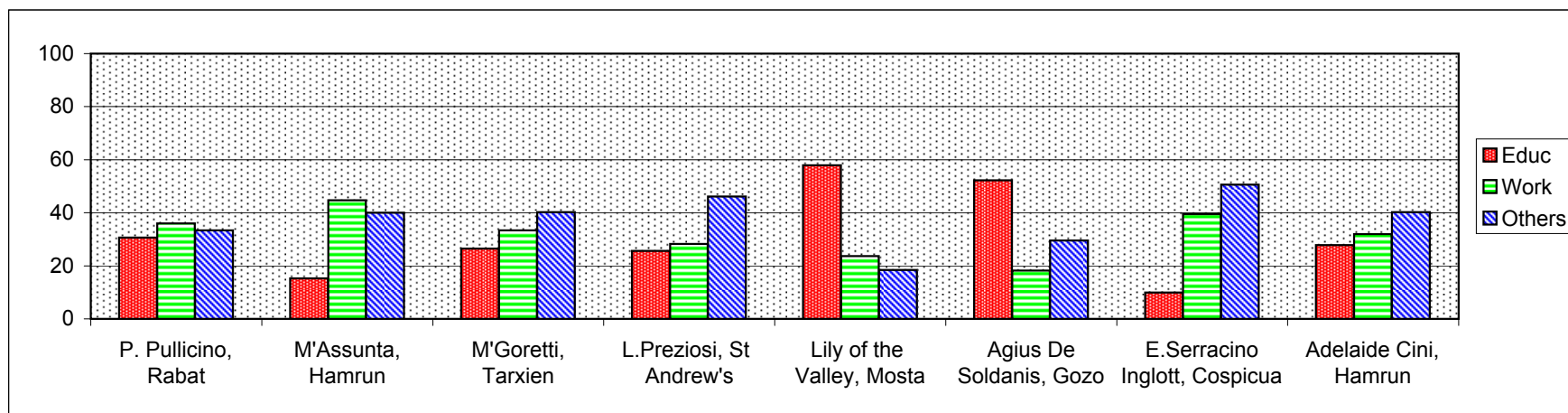
IV.1.4. STUDENTS' "OTHER" OPTIONS

OPTION	FEMALES	MALES	TOTAL	%
At home	165	159	324	66.7
Emigrated	1	4	5	1.0
Registering for work	61	58	119	24.5
Others	17	21	38	7.8
TOTAL	244	242	486	100

IV.2. SECONDARY SCHOOLS - FEMALES

IV.2.1. TOTAL STUDENTS - OPTIONS

SCHOOL	POPULATION	REPLIES		EDUCATION		WORK		OTHERS	
		TOT	%	TOT	%	TOT	%	TOT	%
P. Pullicino, Rabat	111	111	100.0	34	30.6	40	36.0	37	33.3
M'Assunta, Hamrun	87	85	97.7	13	15.3	38	44.7	34	40.0
M'Goretti, Tarxien	104	102	98.1	27	26.5	34	33.3	41	40.2
L.Preziosi, St Andrew's	52	39	75.0	10	25.6	11	28.2	18	46.2
Lily of the Valley, Mosta	119	114	95.8	66	57.9	27	23.7	21	18.4
Agius De Soldanis, Gozo	44	44	100.0	23	52.3	8	18.2	13	29.5
E.Serracino Inglott, Cospicua	81	81	100.0	8	9.9	32	39.5	41	50.6
Adelaide Cini, Hamrun	99	97	98.0	27	27.8	31	32.0	39	40.2
TOTAL	697	673	96.6	208	30.9	221	32.8	244	36.3



IV.2.2. STUDENTS' EDUCATIONAL OPTIONS

ACADEMIC

SCHOOL	EDUCATION REPLIES	JUNIOR COLLEGE		BUSINESS & COMMERCE		PRIVATE SIXTH FORM		HIGHER SECONDARY		INFORMATION & COMMUNICATION		M'ANG REFALO		TOTAL	
		TOT	%	TOT	%	TOT	%	TOT	%	TOT	%	TOT	%	TOT	%
P. Pullicino, Rabat	34	6	17.6	5	14.7		0.0	15	44.1		0.0		0.0	26	76.5
M'Assunta, Hamrun	13		0.0	2	15.4		0.0	5	38.5		0.0		0.0	7	53.8
M'Goretti, Tarxien	27	1	3.7	8	29.6		0.0	7	25.9	2	7.4		0.0	18	66.7
L.Preziosi, St Andrew's	10	2	20.0		0.0		0.0	4	40.0	3	30.0		0.0	9	90.0
Lily of the Valley, Mosta	66	10	15.2	9	13.6		0.0	37	56.1		0.0		0.0	56	84.8
Agius De Soldanis, Gozo	23		0.0		0.0		0.0		0.0		0.0	4	17.4	4	17.4
E.Serracino Inglott, Cospicua	8		0.0	1	12.5		0.0	1	12.5	3	37.5		0.0	5	62.5
Adelaide Cini, Hamrun	27	4	14.8	5	18.5		0.0	13	48.1	1	3.7		0.0	23	85.2
TOTAL	208	23	11.1	30	14.4	0	0.0	82	39.4	9	4.3	4	1.9	148	71.2

TECHNICAL

SCHOOL	EDUCATION REPLIES	ELECTRONICS ENGINEERING		MECHANICAL ENGINEERING		AGRI- BUSINESS		ART AND DESIGN		MARITIME STUDIES		BUILDING & CONSTRUCTION		MCAST GOZO		TOTAL	
		TOT	%	TOT	%	TOT	%	TOT	%	TOT	%	TOT	%	TOT	%	TOT	%
P. Pullicino, Rabat	34		0.0		0.0		0.0	2	5.9		0.0		0.0		0.0	2	5.9
M'Assunta, Hamrun	13		0.0		0.0		0.0	3	23.1		0.0		0.0		0.0	3	23.1
M'Goretti, Tarxien	27		0.0		0.0		0.0	2	7.4		0.0		0.0		0.0	2	7.4
L.Preziosi, St Andrew's	10		0.0		0.0		0.0		0.0		0.0		0.0		0.0	0	0.0
Lily of the Valley, Mosta	66		0.0		0.0		0.0	1	1.5		0.0		0.0		0.0	1	1.5
Agius De Soldanis, Gozo	23		0.0		0.0		0.0		0.0		0.0		0.0	15	65.2	15	65.2
E.Serracino Inglott, Cospicua	8		0.0		0.0		0.0	2	25.0		0.0		0.0		0.0	2	25.0
Adelaide Cini, Hamrun	27		0.0		0.0		0.0	1	3.7		0.0		0.0		0.0	1	3.7
TOTAL	208	0	0.0	0	0.0	0	0.0	11	5.3	0	0.0	0	0.0	15	7.2	26	12.5

VOCATIONAL

SCHOOL	EDUCATION REPLIES	COMMUNITY SERVICES		TOURISM STUDIES		HEALTH CARE		TOTAL	
		TOT	%	TOT	%	TOT	%	TOT	%
P. Pullicino, Rabat	34	6	17.6		0.0		0.0	6	17.6
M'Assunta, Hamrun	13	2	15.4	1	7.7		0.0	3	23.1
M'Goretti, Tarxien	27	3	11.1	4	14.8		0.0	7	25.9
L.Preziosi, St Andrew's	10		0.0	1	10.0		0.0	1	10.0
Lily of the Valley, Mosta	66	7	10.6	2	3.0		0.0	9	13.6
Agius De Soldanis, Gozo	23		0.0	4	17.4		0.0	4	17.4
E.Serracino Inglott, Cospicua	8	1	12.5		0.0		0.0	1	12.5
Adelaide Cini, Hamrun	27	3	11.1		0.0		0.0	3	11.1
TOTAL	208	22	10.6	12	5.8	0	0.0	34	16.3

IV.2.3. STUDENTS' WORK OPTIONS

WORK	P. P. PULLICINO	MARIA ASSUNTA	MARIA GORETTI	LUIGI PREZIOSI	LILY OF THE VALLEY	AGIUS DE SOLDANIS	E. SERRACINO INGLOTT	ADELAIDE CINI	TOTAL	%
<i>Salesperson/Shop Asst.</i>	9	15	4	4	8	4	11	7	62	28.1
<i>Machine Operator</i>	8	10	14		1		10	7	50	22.6
<i>Waitress/Waiter</i>	6	4	4	3	11	3	4	4	39	17.6
<i>Chambermaid</i>	9	4	3	1	1		2	4	24	10.9
<i>Hairdresser/Beautician</i>	6	2	2	1			2	2	15	6.8
<i>Cleaner</i>		1			2		2	4	9	4.1
<i>Care Worker</i>	1	1	2		1		1		6	2.7
<i>Cashier</i>				1	1			2	4	1.8
<i>Clerk/Secretary</i>			1	1				1	3	1.4
<i>Cinema Ticketer</i>			1						1	0.5
<i>Dentist Assistant</i>			1						1	0.5
<i>Dishwasher</i>	1								1	0.5
<i>Farmer</i>						1			1	0.5
<i>Helper - Private School</i>					1				1	0.5
<i>Horse-riding School</i>					1				1	0.5
<i>Laundry Assist.</i>		1							1	0.5
<i>Unspecified</i>			2						2	0.9
TOTAL	40	38	34	11	27	8	32	31	221	100.0

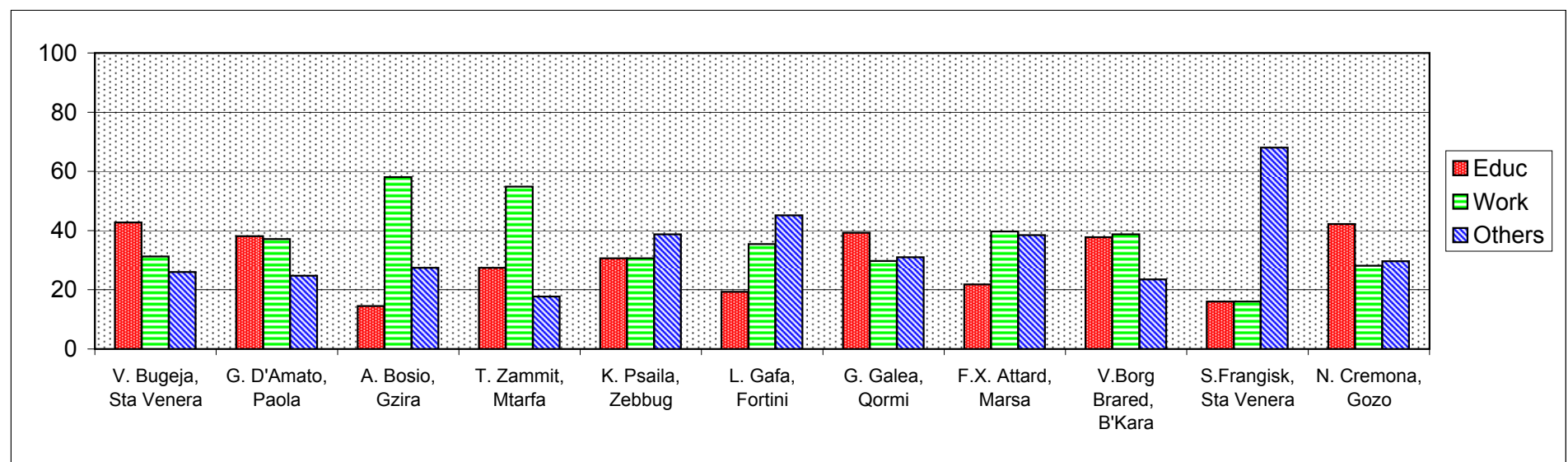
IV.2.4. STUDENTS' "OTHER" OPTIONS

OPTION	P. P. PULLICINO	MARIA ASSUNTA	MARIA GORETTI	LUIGI PREZIOSI	LILY OF THE VALLEY	AGIUS DE SOLDANIS	E. SERRACINO INGLOTT	ADELAIDE CINI	TOTAL	%
At home	34	17	18	18	13	12	21	32	165	67.6
Emigrated			1						1	0.4
Registering for work	3	17	15		4	1	14	7	61	25.0
Others			7		4		6		17	7.0
TOTAL	37	34	41	18	21	13	41	39	244	100.0

IV.3. SECONDARY SCHOOLS - MALES

IV.3.1. TOTAL STUDENTS - OPTIONS

SCHOOL	POPULATION	REPLIES		EDUCATION		WORK		OTHERS	
		TOT	%	TOT	%	TOT	%	TOT	%
V. Bugeja, Sta Venera	101	96	95.0	41	42.7	30	31.3	25	26.0
G. D'Amato, Paola	100	97	97.0	37	38.1	36	37.1	24	24.7
A. Bosio, Gzira	62	62	100.0	9	14.5	36	58.1	17	27.4
T. Zammit, Mtarfa	62	62	100.0	17	27.4	34	54.8	11	17.7
K. Psaila, Zebbug	49	49	100.0	15	30.6	15	30.6	19	38.8
L. Gafa, Fortini	31	31	100.0	6	19.4	11	35.5	14	45.2
G. Galea, Qormi	90	84	93.3	33	39.3	25	29.8	26	31.0
F.X. Attard, Marsa	78	78	100.0	17	21.8	31	39.7	30	38.5
V.Borg Brared, B'Kara	98	98	100.0	37	37.8	38	38.8	23	23.5
S.Frangisk, Sta Venera	50	50	100.0	8	16.0	8	16.0	34	68.0
N. Cremona, Gozo	64	64	100.0	27	42.2	18	28.1	19	29.7
TOTAL	785	771	98.2	247	32.0	282	36.6	242	31.4



IV.3.2. STUDENTS' EDUCATIONAL OPTIONS

ACADEMIC

SCHOOL	EDUCATION REPLIES	JUNIOR COLLEGE		BUSINESS & COMMERCE		PRIVATE SIXTH FORM		HIGHER SECONDARY		INFORMATION & COMMUNICATION		M'ANG REFALO		TOTAL	
		TOT	%	TOT	%	TOT	%	TOT	%	TOT	%	TOT	%	TOT	%
V. Bugeja, Sta Venera	41	1	2.4		0.0		0.0	11	26.8	1	2.4		0.0	13	31.7
G. D'Amato, Paola	37	1	2.7	2	5.4		0.0	3	8.1	3	8.1		0.0	9	24.3
A. Bosio, Gzira	9		0.0		0.0		0.0	3	33.3	1	11.1		0.0	4	44.4
T. Zammit, Mtarfa	17	1	5.9		0.0		0.0		0.0	1	5.9		0.0	2	11.8
K. Psaila, Zebbug	15		0.0		0.0		0.0		0.0	2	13.3		0.0	2	13.3
L. Gafa, Fortini	6		0.0		0.0		0.0		0.0		0.0		0.0	0	0.0
G. Galea, Qormi	33		0.0	2	6.1		0.0	8	24.2		0.0		0.0	10	30.3
F.X. Attard, Marsa	17	1	5.9		0.0		0.0	2	11.8		0.0		0.0	3	17.6
V.Borg Brared, B'Kara	37		0.0		0.0		0.0	6	16.2	3	8.1		0.0	9	24.3
S.Frangisk, Sta Venera	8		0.0		0.0		0.0	1	12.5		0.0		0.0	1	12.5
N. Cremona, Gozo	27		0.0		0.0		0.0		0.0		0.0	5	18.5	5	18.5
TOTAL	247	4	1.6	4	1.6	0	0.0	34	13.8	11	4.5	5	2.0	58	23.5

TECHNICAL

SCHOOL	EDUCATION REPLIES	ELECTRONICS ENGINEERING		MECHANICAL ENGINEERING		AGRI- BUSINESS		ART AND DESIGN		MARITIME STUDIES		BUILDING & CONSTRUCTION		MCAST GOZO		TOTAL	
		TOT	%	TOT	%	TOT	%	TOT	%	TOT	%	TOT	%	TOT	%	TOT	%
V. Bugeja, Sta Venera	41	4	9.8	5	12.2	3	7.3	3	7.3		0.0	9	22.0		0.0	24	58.5
G. D'Amato, Paola	37	6	16.2	2	5.4	1	2.7		0.0		0.0	17	45.9		0.0	26	70.3
A. Bosio, Gzira	9		0.0	1	11.1		0.0	1	11.1		0.0	2	22.2		0.0	4	44.4
T. Zammit, Mtarfa	17		0.0		0.0		0.0	2	11.8	1	5.9	6	35.3		0.0	9	52.9
K. Psaila, Zebbug	15	6	40.0	1	6.7		0.0	1	6.7		0.0	5	33.3		0.0	13	86.7
L. Gafa, Fortini	6	2	33.3	2	33.3	1	16.7	1	16.7		0.0		0.0		0.0	6	100.0
G. Galea, Qormi	33	2	6.1	1	3.0		0.0	1	3.0		0.0	19	57.6		0.0	23	69.7
F.X. Attard, Marsa	17	2	11.8	4	23.5		0.0		0.0		0.0	8	47.1		0.0	14	82.4
V.Borg Brared, B'Kara	37	5	13.5	1	2.7		0.0	4	10.8		0.0	14	37.8		0.0	24	64.9
S.Frangisk, Sta Venera	8	1	12.5	1	12.5		0.0	1	12.5		0.0	3	37.5		0.0	6	75.0
N. Cremona, Gozo	27		0.0		0.0		0.0		0.0		0.0		0.0	13	48.1	13	48.1
TOTAL	247	28	11.3	18	7.3	5	2.0	14	5.7	1	0.4	83	33.6	13	5.3	162	65.6

VOCATIONAL

SCHOOL	EDUCATION REPLIES	COMMUNITY SERVICES		TOURISM STUDIES		HEALTH CARE		TOTAL	
		TOT	%	TOT	%	TOT	%	TOT	%
V. Bugeja, Sta Venera	41		0.0	4	9.8		0.0	4	9.8
G. D'Amato, Paola	37	1	2.7	1	2.7		0.0	2	5.4
A. Bosio, Gzira	9		0.0	1	11.1		0.0	1	11.1
T. Zammit, Mtarfa	17		0.0	6	35.3		0.0	6	35.3
K. Psaila, Zebbug	15		0.0		0.0		0.0	0	0.0
L. Gafa, Fortini	6		0.0		0.0		0.0	0	0.0
G. Galea, Qormi	33		0.0		0.0		0.0	0	0.0
F.X. Attard, Marsa	17		0.0		0.0		0.0	0	0.0
V.Borg Brared, B'Kara	37		0.0	4	10.8		0.0	4	10.8
S.Frangisk, Sta Venera	8		0.0	1	12.5		0.0	1	12.5
N. Cremona, Gozo	27		0.0	9	33.3		0.0	9	33.3
TOTAL	247	1	0.4	26	10.5	0	0.0	27	10.9

IV.3.3. STUDENTS' WORK OPTIONS

WORK	VINCENZO BUGEJA	GUZE` D'AMATO	ANTONIO BOSIO	SIR TEMI ZAMMIT	DUN KARM PSAILA	LORENZO GAFA	GUZE` GALEA	F. X. ATTARD	V. BORG BRARED	SAN FRANGISK	NINU CREMONA	TOTAL	%
<i>Labourer</i>	8		1	10	4	4		7	5	2		41	14.5
<i>Machine Operator</i>	2	9	2	1	1	4	15		1	3		38	13.5
<i>Salesperson/Shop Asst.</i>	3	6	11	3	4			3	3			33	11.7
<i>Waitress/Waiter</i>	6	1	8	2	1	1		4	1		6	30	10.6
<i>Tile Layer/Plasterer</i>		1	4	4				2	7		4	22	7.8
<i>Cleaner</i>	1	2	1	1				7		2		14	5.0
<i>Carpenter/Joiner</i>	2		2	1				1			3	9	3.2
Baker's Assistant	2	3			1				2			8	2.8
Barman		1	1	3					2			7	2.5
<i>Farmer</i>			1	1	1			1			2	6	2.1
Shelf Stacker (Supermarket)					1				5			6	2.1
Mason				5								5	1.8
<i>Storekeeper</i>	2			1				1	1			5	1.8
Laundry Attendant							3		1			4	1.4
Fisherman								3				3	1.1
Street Hawker	2								1			3	1.1
Bus Inspector		1								1		2	0.7
Chef				2								2	0.7
Delivery Man								1	1			2	0.7
Disc Jockey		1							1			2	0.7
Houseman	1				1							2	0.7
Kitchen Hand									2			2	0.7
Sprayer	1								1			2	0.7
Airconditioning Technician			1									1	0.4
Assistant Blacksmith									1			1	0.4
Assistant Engineer									1			1	0.4
Butcher's Assistant									1			1	0.4
Car Wash Attendant									1			1	0.4
Computer Technician							1					1	0.4
Dancer			1									1	0.4
Dishwasher			1									1	0.4

<i>Hairdresser/Beautician</i>		1											1	0.4
Interior Decorator					1			1					1	0.4
Vegetable Hawker													1	0.4
Unspecified		10	2			2	6					3	23	8.2
TOTAL	30	36	36	34	15	11	25	31	38	8	18	282	100.0	

IV.3.4. STUDENTS' OTHER OPTIONS

OPTION	VINCENZO BUGEJA	GUZE` D'AMATO	ANTONIO BOSIO	SIR TEMI ZAMMIT	DUN KARM PSAILA	LORENZO GAFA	GUZE` GALEA	F. X. ATTARD	V. BORG BRARED	SAN FRANGISK	NINU CREMONA	TOTAL	%
At home	21	15	10	7	9	6	12	28	23	15	13	159	65.7
Emigrated		1	2								1	4	1.7
Registering for Work	4	8	5	2	10	6	14	2		7		58	24.0
Others				2		2				12	5	21	8.7
TOTAL	25	24	17	11	19	14	26	30	23	34	19	242	100.0

V. PRIVATE SCHOOLS

V.1.1. TOTAL STUDENTS' OPTIONS

CATEGORY	POPULATION	REPLIES		EDUCATION		WORK		OTHERS	
		TOT	%	TOT	%	TOT	%	TOT	%
FEMALES	669	629	94.0	588	93.5	11	1.7	30	4.8
MALES	857	813	94.9	767	94.3	24	3.0	22	2.7
MIXED	222	222	100.0	216	97.3	2	0.9	4	1.8
TOTAL	1748	1664	95.2	1571	94.4	37	2.2	56	3.4



V.1.2. STUDENTS' EDUCATIONAL OPTIONS

ACADEMIC

CATEGORY	EDUCATION REPLIES	JUNIOR COLLEGE		BUSINESS & COMMERCE		PRIVATE SIXTH FORM		HIGHER SECONDARY		INFORMATION & COMMUNICATION		M'ANG REFALO		TOTAL	
		TOT	%	TOT	%	TOT	%	TOT	%	TOT	%	TOT	%	TOT	%
FEMALES	588	323	54.9	28	4.8	102	17.3	99	16.8	17	2.9	0	0.0	569	96.8
MALES	767	315	41.1	18	2.3	184	24.0	80	10.4	25	3.3	49	87.5	671	87.5
MIXED	216	92	42.6	4	1.9	43	19.9	61	28.2	2	0.9	0	93.5	202	93.5
TOTAL	1571	730	46.5	50	3.2	329	20.9	240	15.3	44	2.8	49	3.1	1442	91.8

TECHNICAL

CATEGORY	EDUCATION REPLIES	ELECTRONICS ENGINEERING		MECHANICAL ENGINEERING		AGRI- BUSINESS		ART AND DESIGN		MARITIME STUDIES		BUILDING & CONSTRUCTION		MCAST GOZO		TOTAL	
		TOT	%	TOT	%	TOT	%	TOT	%	TOT	%	TOT	%	TOT	%	TOT	%
FEMALES	588	0	0.0	0	0.0	0	0.0	6	1.0	0	0.0	0	0.0	0	0.0	6	1.0
MALES	767	35	4.6	23	3.0	2	0.3	6	0.8	4	0.5	17	2.2	0	0.0	87	11.3
MIXED	216	3	1.4	1	0.5	1	0.5	2	0.9	0	0.0	0	0.0	0	0.0	7	3.2
TOTAL	1571	38	2.4	24	1.5	3	0.2	14	0.9	4	0.3	17	1.1	0	0.0	100	6.4

VOCATIONAL

CATEGORY	EDUCATION REPLIES	COMMUNITY SERVICES		TOURISM STUDIES		HEALTH CARE		TOTAL	
		TOT	%	TOT	%	TOT	%	TOT	%
FEMALES	588	12	2.0	1	0.2	0	0.0	13	2.2
MALES	767	1	0.1	8	1.0	0	0.0	9	1.2
MIXED	216	2	0.9	3	1.4	0	0.0	5	2.3
TOTAL	1571	15	1.0	12	0.8	0	0.0	27	1.7

V.1.3. STUDENTS WORK OPTIONS

WORK	FEMALES	MALES	MIXED	TOTAL	%
<i>Salesperson/Shop Asst.</i>	5	10	1	16	43.2
<i>Labourer</i>		5		5	13.5
<i>Clerk/Secretary</i>	2	2		4	10.8
<i>Machine Operator</i>		2		2	5.4
<i>Waitress/Waiter</i>	2			2	5.4
<i>Barman</i>		1		1	2.7
<i>Cashier</i>		1		1	2.7
<i>Funeral Undertaker</i>		1		1	2.7
<i>Hairdresser/Beautician</i>	1			1	2.7
<i>Tile Layer/Plasterer</i>		1		1	2.7
Unspecified	1	1	1	3	8.1
TOTAL	11	24	2	37	100

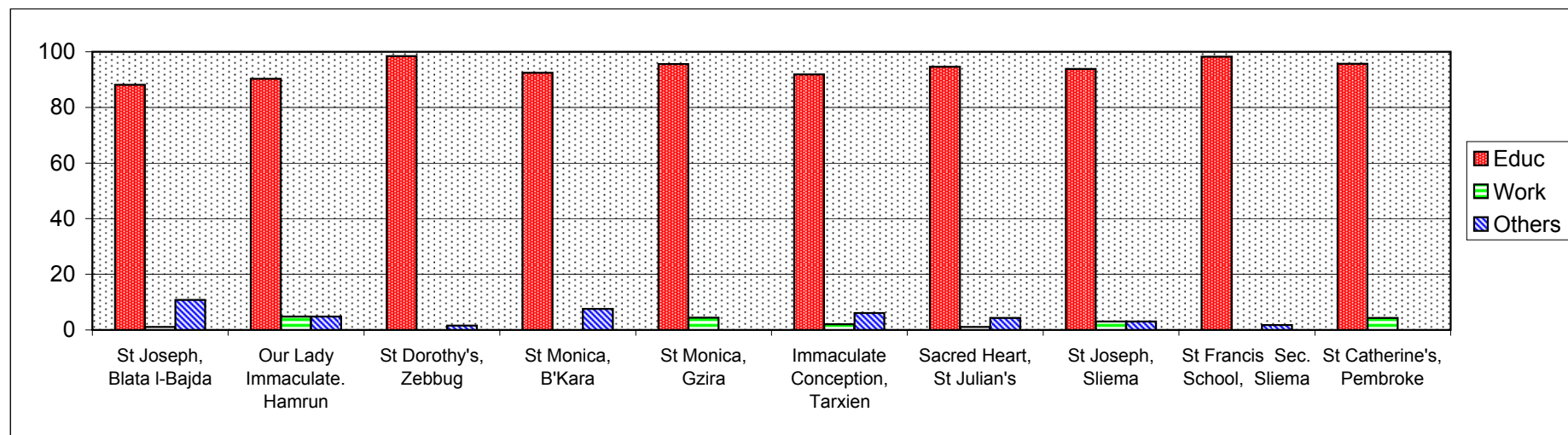
V.1.4. STUDENTS' OTHER OPTIONS

OPTIONS	FEMALES	MALES	MIXED	TOTAL	%
At Home	24	18	1	43	76.8
Emigrated	3	2	3	8	14.3
Registering for work	1	0	0	1	1.8
Others	2	2	0	4	7.1
TOTAL	30	22	4	56	100

V.2. PRIVATE SCHOOLS - FEMALES

V.2.1. TOTAL STUDENTS' OPTIONS

SCHOOL	POPULATION	REPLIES		EDUCATION		WORK		OTHERS	
		TOT	%	TOT	%	TOT	%	TOT	%
St Joseph, Blata l-Bajda	93	93	100.0	82	88.2	1	1.1	10	10.8
Our Lady Immaculate. Hamrun	62	62	100.0	56	90.3	3	4.8	3	4.8
St Dorothy's, Zebbug	86	63	73.3	62	98.4	0	0.0	1	1.6
St Monica, B'Kara	79	79	100.0	73	92.4	0	0.0	6	7.6
St Monica, Gzira	45	45	100.0	43	95.6	2	4.4	0	0.0
Immaculate Conception, Tarxien	49	49	100.0	45	91.8	1	2.0	3	6.1
Sacred Heart, St Julian's	92	92	100.0	87	94.6	1	1.1	4	4.3
St Joseph, Sliema	65	65	100.0	61	93.8	2	3.1	2	3.1
St Francis Sec. School, Sliema	58	58	100.0	57	98.3	0	0.0	1	1.7
St Catherine's, Pembroke	40	23	57.5	22	95.7	1	4.3	0	0.0
TOTAL	669	629	94.0	588	93.5	11	1.7	30	4.8



V.2.2. STUDENTS' EDUCATIONAL OPTIONS

ACADEMIC

SCHOOL	EDUCATION REPLIES	JUNIOR COLLEGE		BUSINESS & COMMERCE		PRIVATE SIXTH FORM		HIGHER SECONDARY		INFORMATION & COMMUNICATION		M'ANG REFALO		TOTAL	
		TOT	%	TOT	%	TOT	%	TOT	%	TOT	%	TOT	%	TOT	%
St Joseph, Blata I-Bajda	82	42	51.2	0	0.0	21	25.6	9	11.0	9	11.0	0	0.0	81	98.8
Our Lady Immaculate. Hamrun	56	21	37.5	4	7.1	6	10.7	14	25.0	4	7.1	0	0.0	49	87.5
St Dorothy's, Zebbug	62	41	66.1	0	0.0	3	4.8	17	27.4	1	1.6	0	0.0	62	100.0
St Monica, B'Kara	73	39	53.4	14	19.2	7	9.6	8	11.0	1	1.4	0	0.0	69	94.5
St Monica, Gzira	43	22	51.2	1	2.3	14	32.6	6	14.0	0	0.0	0	0.0	43	100.0
Immaculate Conception, Tarxien	45	25	55.6	2	4.4	13	28.9	2	4.4	2	4.4	0	0.0	44	97.8
Sacred Heart, St Julian's	87	42	48.3	1	1.1	21	24.1	17	19.5	0	0.0	0	0.0	81	93.1
St Joseph, Sliema	61	36	59.0	1	1.6	12	19.7	12	19.7	0	0.0	0	0.0	61	100.0
St Francis Sec. School, Sliema	57	42	73.7	3	5.3	2	3.5	10	17.5	0	0.0	0	0.0	57	100.0
St Catherine's, Pembroke	22	13	59.1	2	9.1	3	13.6	4	18.2	0	0.0	0	0.0	22	100.0
TOTAL	588	323	54.9	28	4.8	102	17.3	99	16.8	17	2.9	0	0.0	569	96.8

TECHNICAL

SCHOOL	EDUCATION REPLIES	ELECTRONICS ENGINEERING		MECHANICAL ENGINEERING		AGRI- BUSINESS		ART AND DESIGN		MARITIME STUDIES		BUILDING & CONSTRUCTION		MCAST GOZO		TOTAL	
		TOT	%	TOT	%	TOT	%	TOT	%	TOT	%	TOT	%	TOT	%	TOT	%
St Joseph, Blata I-Bajda	82	0	0.0	0	0.0	0	0.0	0	0.0	0	0.0	0	0.0	0	0.0	0	0.0
Our Lady Immaculate. Hamrun	56	0	0.0	0	0.0	0	0.0	1	1.8	0	0.0	0	0.0	0	0.0	1	1.8
St Dorothy's, Zebbug	62	0	0.0	0	0.0	0	0.0	0	0.0	0	0.0	0	0.0	0	0.0	0	0.0
St Monica, B'Kara	73	0	0.0	0	0.0	0	0.0	2	2.7	0	0.0	0	0.0	0	0.0	2	2.7
St Monica, Gzira	43	0	0.0	0	0.0	0	0.0	0	0.0	0	0.0	0	0.0	0	0.0	0	0.0
Immaculate Conception, Tarxien	45	0	0.0	0	0.0	0	0.0	0	0.0	0	0.0	0	0.0	0	0.0	0	0.0
Sacred Heart, St Julian's	87	0	0.0	0	0.0	0	0.0	3	3.4	0	0.0	0	0.0	0	0.0	3	3.4
St Joseph, Sliema	61	0	0.0	0	0.0	0	0.0	0	0.0	0	0.0	0	0.0	0	0.0	0	0.0
St Francis Sec. School, Sliema	57	0	0.0	0	0.0	0	0.0	0	0.0	0	0.0	0	0.0	0	0.0	0	0.0
St Catherine's, Pembroke	22	0	0.0	0	0.0	0	0.0	0	0.0	0	0.0	0	0.0	0	0.0	0	0.0
TOTAL	588	0	0.0	0	0.0	0	0.0	6	1.0	0	0.0	0	0.0	0	0.0	6	1.0

VOCATIONAL

SCHOOL	EDUCATION REPLIES	COMMUNITY SERVICES		TOURISM STUDIES		HEALTH CARE		TOTAL	
		TOT	%	TOT	%	TOT	%	TOT	%
St Joseph, Blata I-Bajda	82		0.0	1	1.2		0.0	1	1.2
Our Lady Immaculate. Hamrun	56	6	10.7		0.0		0.0	6	10.7
St Dorothy's, Zebbug	62		0.0		0.0		0.0	0	0.0
St Monica, B'Kara	73	2	2.7		0.0		0.0	2	2.7
St Monica, Gzira	43		0.0		0.0		0.0	0	0.0
Immaculate Conception, Tarxien	45	1	2.2		0.0		0.0	1	2.2
Sacred Heart, St Julian's	87	3	3.4		0.0		0.0	3	3.4
St Joseph, Sliema	61		0.0		0.0		0.0	0	0.0
St Francis Sec. School, Sliema	57		0.0		0.0		0.0	0	0.0
St Catherine's, Pembroke	22		0.0		0.0		0.0	0	0.0
TOTAL	588	12	2.0	1	0.2	0	0.0	13	2.2

V.2.3. STUDENTS' WORK OPTIONS

WORK	ST JOSEPH, B'BAJDA	OUR LADY IMMACULATE	ST DOROTHY'S	ST MONICA, B'KARA	ST MONICA, GZIRA	IMMACULATE CONCEPTION	SACRED HEART	ST JOSEPH, SLIEMA	ST FRANCIS, SLIEMA	ST CATHERINE'S	TOTAL	%
<i>Salesperson/Shop Asst.</i>		2			1	1		1			5	45.5
<i>Clerk/Secretary</i>	1							1			2	18.2
<i>Waitress/Waiter</i>					1					1	2	18.2
<i>Hairdresser/Beautician</i>		1								1	1	9.1
<i>Unspecified</i>							1				1	9.1
TOTAL	1	3	0	0	2	1	1	2	0	1	11	100

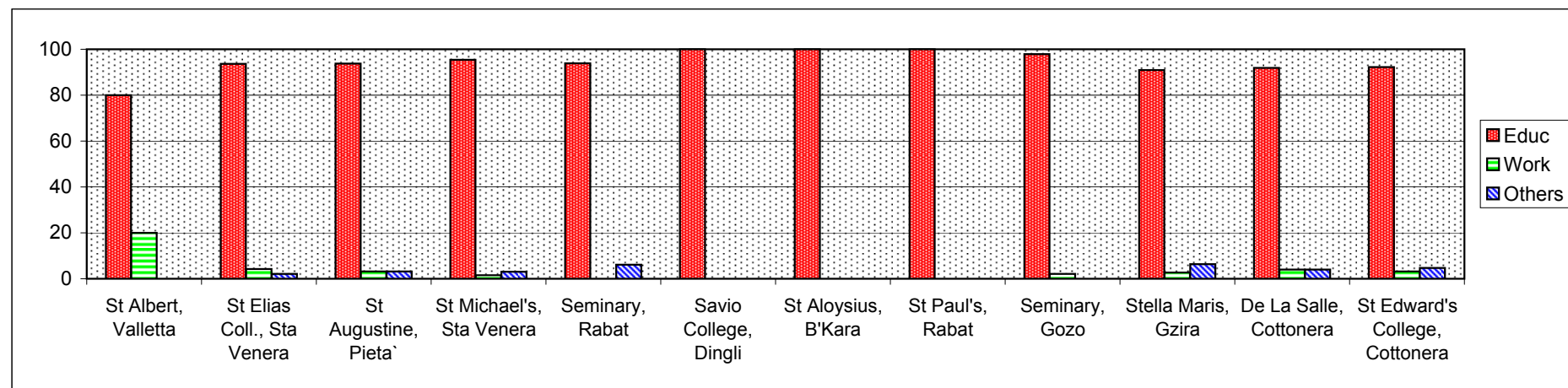
V.2.4. STUDENTS' OTHER OPTIONS

OPTION	ST JOSEPH, B'BAJDA	OUR LADY IMMACULATE	ST DOROTHY'S	ST MONICA, B'KARA	ST MONICA, GZIRA	IMMACULATE CONCEPTION	SACRED HEART	ST JOSEPH, SLIEMA	ST FRANCIS, SLIEMA	ST CATHERINE'S	TOTAL	%
At home	10	3		4		2	2	2	1		24	80.0
Emigrated			1				2				3	10.0
Registering for work						1					1	3.3
Others				2							2	6.7
TOTAL	10	3	1	6	0	3	4	2	1	0	30	100

V.3. PRIVATE SCHOOLS - MALES

V.3.1. TOTAL STUDENTS' OPTIONS

SCHOOL	POPULATION	REPLIES		EDUCATION		WORK		OTHERS	
		TOT	%	TOT	%	TOT	%	TOT	%
St Albert, Valletta	45	45	100.0	36	80.0	9	20.0	0	0.0
St Elias College, Sta Venera	47	47	100.0	44	93.6	2	4.3	1	2.1
St Augustine, Pieta`	76	32	42.1	30	93.8	1	3.1	1	3.1
St Michael's, Qormi	66	66	100.0	63	95.5	1	1.5	2	3.0
Seminary, Tal-Virtu`	49	49	100.0	46	93.9	0	0.0	3	6.1
Savio College, Dingli	52	52	100.0	52	100.0	0	0.0	0	0.0
St Aloysius, B'Kara	125	125	100.0	125	100.0	0	0.0	0	0.0
St Paul's, Rabat	51	51	100.0	51	100.0	0	0.0	0	0.0
Seminary, Gozo	48	48	100.0	47	97.9	1	2.1	0	0.0
Stella Maris, Gzira	110	110	100.0	100	90.9	3	2.7	7	6.4
De La Salle, Cottonera	124	124	100.0	114	91.9	5	4.0	5	4.0
St Edward's College, Cottonera	64	64	100.0	59	92.2	2	3.1	3	4.7
TOTAL	857	813	94.9	767	94.3	24	3.0	22	2.7



V.3.2. STUDENTS' EDUCATIONAL OPTIONS

ACADEMIC

SCHOOL	EDUCATION REPLIES	JUNIOR COLLEGE		BUSINESS & COMMERCE		PRIVATE SIXTH FORM		HIGHER SECONDARY		INFORMATION & COMMUNICATION		M'ANG REFALO		TOTAL	
		TOT	%	TOT	%	TOT	%	TOT	%	TOT	%	TOT	%	TOT	%
St Albert, Valletta	36	15	41.7		0.0		0.0	8	22.2	5	13.9		0.0	28	77.8
St Elias College, Sta Venera	44	22	50.0	4	9.1	1	2.3	4	9.1	1	2.3		0.0	32	72.7
St Augustine, Pieta`	30	4	13.3	2	6.7	3	10.0	7	23.3	4	13.3	3	10.0	23	76.7
St Michael's, Qormi	63	35	55.6	2	3.2	1	1.6	5	7.9	3	4.8		0.0	46	73.0
Seminary, Tal-Virtu`	46	32	69.6	1	2.2	5	10.9	2	4.3		0.0		0.0	40	87.0
Savio College, Dingli	52	40	76.9		0.0	8	15.4	1	1.9		0.0		0.0	49	94.2
St Aloysius, B'Kara	125	37	29.6		0.0	79	63.2	4	3.2	1	0.8		0.0	121	96.8
St Paul's, Rabat	51	43	84.3		0.0	6	11.8		0.0	1	2.0		0.0	50	98.0
Seminary, Gozo	47		0.0		0.0		0.0		0.0		0.0	46	97.9	46	97.9
Stella Maris, Gzira	100	35	35.0	1	1.0	15	15.0	28	28.0	1	1.0		0.0	80	80.0
De La Salle, Cottonera	114	38	33.3	7	6.1	35	30.7	12	10.5	7	6.1		0.0	99	86.8
St Edward's College, Cottonera	59	14	23.7	1	1.7	31	52.5	9	15.3	2	3.4		0.0	57	96.6
TOTAL	767	315	41.1	18	2.3	184	24.0	80	10.4	25	3.3	49	6.4	671	87.5

TECHNICAL

SCHOOL	EDUCATION REPLIES	ELECTRONICS ENGINEERING		MECHANICAL ENGINEERING		AGRI- BUSINESS		ART AND DESIGN		MARITIME STUDIES		BUILDING & CONSTRUCTION		MCAST GOZO		TOTAL	
		TOT	%	TOT	%	TOT	%	TOT	%	TOT	%	TOT	%	TOT	%	TOT	%
St Albert, Valletta	36	2	5.6	2	5.6	1	2.8		0.0		0.0	3	8.3		0.0	8	22.2
St Elias College, Sta Venera	44	3	6.8	6	13.6		0.0		0.0		0.0	1	2.3		0.0	10	22.7
St Augustine, Pieta`	30	1	3.3	2	6.7		0.0		0.0	2	6.7		0.0		0.0	5	16.7
St Michael's, Qormi	63	12	19.0	4	6.3		0.0		0.0		0.0	1	1.6		0.0	17	27.0
Seminary, Tal-Virtu`	46	2	4.3	2	4.3	1	2.2		0.0		0.0	1	2.2		0.0	6	13.0
Savio College, Dingli	52	1	1.9		0.0		0.0	2	3.8		0.0		0.0		0.0	3	5.8
St Aloysius, B'Kara	125	2	1.6	1	0.8		0.0		0.0	1	0.8		0.0		0.0	4	3.2
St Paul's, Rabat	51		0.0		0.0		0.0		0.0		0.0		0.0		0.0	0	0.0
Seminary, Gozo	47		0.0		0.0		0.0		0.0	1	2.1		0.0		0.0	1	2.1
Stella Maris, Gzira	100	8	8.0	4	4.0		0.0	1	1.0		0.0	7	7.0		0.0	20	20.0
De La Salle, Cottonera	114	4	3.5	2	1.8		0.0	3	2.6		0.0	4	3.5		0.0	13	11.4
St Edward's College, Cottonera	59		0.0		0.0		0.0		0.0		0.0		0.0		0.0	0	0.0
TOTAL	767	35	4.6	23	3.0	2	0.3	6	0.8	4	0.5	17	2.2	0	0.0	87	11.3

VOCATIONAL

SCHOOL	EDUCATION REPLIES	COMMUNITY SERVICES		TOURISM STUDIES		HEALTH CARE		TOTAL	
		TOT	%	TOT	%	TOT	%	TOT	%
St Albert, Valletta	36		0.0		0.0		0.0	0	0.0
St Elias College, Sta Venera	44	1	2.3	1	2.3		0.0	2	4.5
St Augustine, Pieta`	30		0.0	2	6.7		0.0	2	6.7
St Michael's, Qormi	63		0.0		0.0		0.0	0	0.0
Seminary, Tal-Virtu`	46		0.0		0.0		0.0	0	0.0
Savio College, Dingli	52		0.0		0.0		0.0	0	0.0
St Aloysius, B'Kara	125		0.0		0.0		0.0	0	0.0
St Paul's, Rabat	51		0.0	1	2.0		0.0	1	2.0
Seminary, Gozo	47		0.0		0.0		0.0	0	0.0
Stella Maris, Gzira	100		0.0		0.0		0.0	0	0.0
De La Salle, Cottonera	114		0.0	2	1.8		0.0	2	1.8
St Edward's College, Cottonera	59		0.0	2	3.4		0.0	2	3.4
TOTAL	767	1	0.1	8	1.0	0	0.0	9	1.2

V.3.3. STUDENTS WORK OPTIONS

WORK	ST ALBERT'S	ST ELIAS'	ST AUGUSTINE'S	ST MICHAEL'S	SEMINARY, TAL-VIRTU'	SAVIO COLLEGE	ST ALOYSIUS'	ST PAUL'S	SEMINARY, GOZO	STELLA MARIS	DE LA SALLE	ST EDWARD'S	TOTAL	%
<i>Salesperson/Shop Asst.</i>	5								1	2	2		10	41.7
<i>Labourer</i>		2		1							1	1	5	20.8
<i>Clerk/Secretary</i>	1											1	2	8.3
<i>Machine Operator</i>			1								1		2	8.3
<i>Barman</i>										1			1	4.2
<i>Cashier</i>											1		1	4.2
<i>Funeral Undertaker</i>	1												1	4.2
<i>Tile Layer/Plasterer</i>	1												1	4.2
<i>Unspecified</i>	1												1	4.2
TOTAL	9	2	1	1	0	0	0	0	1	3	5	2	24	100

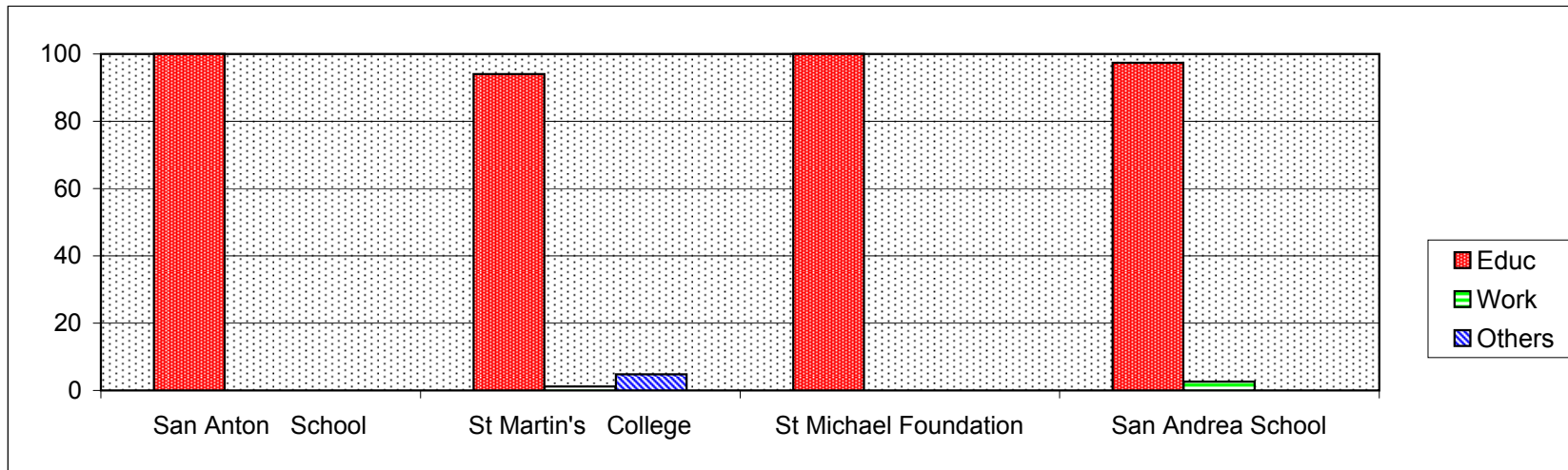
V.3.4. STUDENTS' OTHER OPTIONS

OPTIONS	ST ALBERT'S	ST ELIAS'	ST AUGUSTINE'S	ST MICHAEL'S	SEMINARY, TAL-VIRTU'	SAVIO COLLEGE	ST ALOYSIUS'	ST PAUL'S	SEMINARY, GOZO	STELLA MARIS	DE LA SALLE	ST EDWARD'S	TOTAL	%
At home			1	2	3					5	5	2	18	81.8
Emigrated		1										1	2	9.1
Registering for work													0	0.0
Others										2			2	9.1
TOTAL	0	1	1	2	3	0	0	0	0	7	5	3	22	100

V.4. PRIVATE SCHOOLS - MIXED

V.4.1. TOTAL STUDENTS' OPTIONS

SCHOOL	POPULATION	REPLIES		EDUCATION		WORK		OTHERS	
		TOT	%	TOT	%	TOT	%	TOT	%
San Anton School	72	72	100.0	72	100.0	0	0.0	0	0.0
St Martin's College	84	84	100.0	79	94.0	1	1.2	4	4.8
St Michael Foundation	28	28	100.0	28	100.0	0	0.0	0	0.0
San Andrea School	38	38	100.0	37	97.4	1	2.6	0	0.0
TOTAL	222	222	100.0	216	97.3	2	0.9	4	1.8



V.4.2. STUDENTS' EDUCATIONAL OPTIONS

ACADEMIC

SCHOOL	EDUCATION REPLIES	JUNIOR COLLEGE		BUSINESS & COMMERCE		PRIVATE SIXTH FORM		HIGHER SECONDARY		INFORMATION & COMMUNICATION		M'ANG REFALO		TOTAL	
		TOT	%	TOT	%	TOT	%	TOT	%	TOT	%	TOT	%	TOT	%
San Anton School	72	31	43.1	2	2.8	15	20.8	22	30.6	1	1.4		0.0	71	98.6
St Martin's College	79	33	41.8	2	2.5	22	27.8	17	21.5	1	1.3		0.0	75	94.9
St Michael Foundation	28	15	53.6		0.0	1	3.6	9	32.1		0.0		0.0	25	89.3
San Andrea School	37	13	35.1	1	2.7	5	13.5	13	35.1	1	2.7		0.0	33	89.2
TOTAL	216	92	42.6	4	1.9	43	19.9	61	28.2	2	0.9	0	0.0	202	93.5

TECHNICAL

SCHOOL	EDUCATION REPLIES	ELECTRONICS ENGINEERING		MECHANICAL ENGINEERING		AGRI- BUSINESS		ART AND DESIGN		MARITIME STUDIES		BUILDING & CONSTRUCTION		MCAST GOZO		TOTAL	
		TOT	%	TOT	%	TOT	%	TOT	%	TOT	%	TOT	%	TOT	%	TOT	%
San Anton School	72		0.0		0.0		0.0		0.0		0.0		0.0		0.0	0	0.0
St Martin's College	79	1	1.3	1	1.3		0.0	2	2.5		0.0		0.0		0.0	4	5.1
St Michael Foundation	28		0.0		0.0		0.0		0.0		0.0		0.0		0.0	0	0.0
San Andrea School	37	2	5.4		0.0	1	2.7		0.0		0.0		0.0		0.0	3	8.1
TOTAL	216	3	1.4	1	0.5	1	0.5	2	0.9	0	0.0	0	0.0	0	0.0	7	3.2

VOCATIONAL

SCHOOL	EDUCATION REPLIES	COMMUNITY SERVICES		TOURISM STUDIES		HEALTH CARE		TOTAL	
		TOT	%	TOT	%	TOT	%	TOT	%
San Anton School	72		0.0	1	1.4		0.0	1	1.4
St Martin's College	79		0.0		0.0		0.0	0	0.0
St Michael Foundation	28	1	3.6	2	7.1		0.0	3	10.7
San Andrea School	37	1	2.7		0.0		0.0	1	2.7
TOTAL	216	2	0.9	3	1.4	0	0.0	5	2.3

V.4.3. STUDENTS' "WORK" OPTIONS

WORK	SAN ANTON	ST MARTIN'S	ST MICHAEL	SAN ANDREA	TOTAL	%
<i>Salesperson/Shop Asst.</i>		1			1	50.0
Unspecified				1	1	50.0
TOTAL	0	1	0	1	2	100

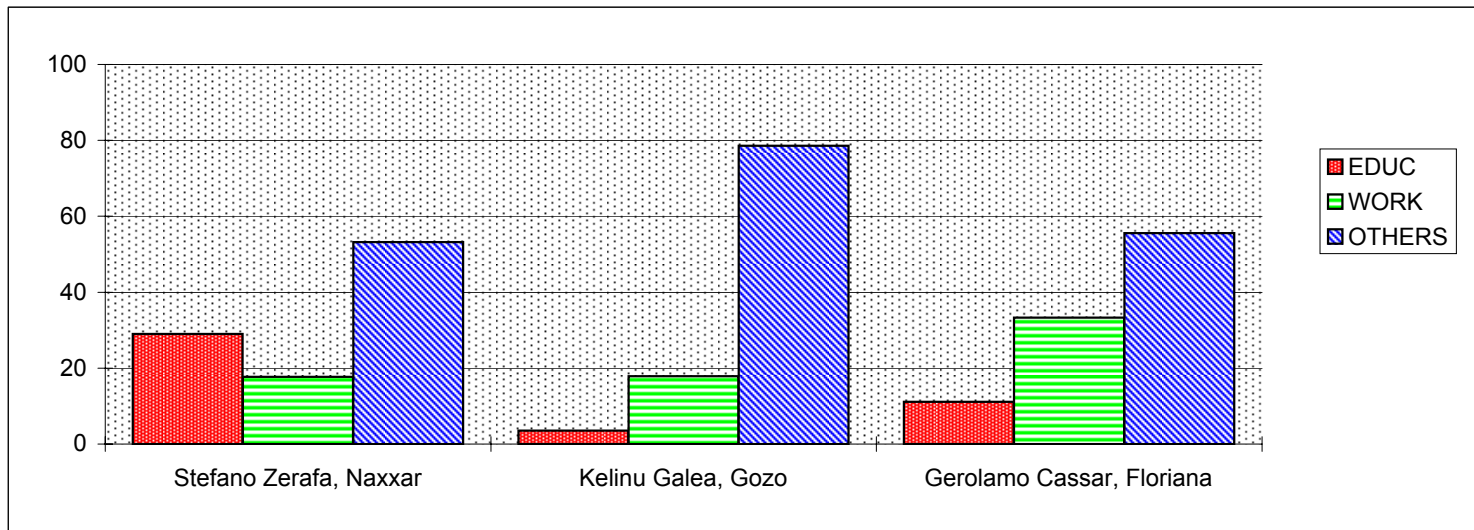
V.4.4. STUDENTS' "OTHER" OPTIONS

OPTION	SAN ANTON	ST MARTIN'S	ST MICHAEL	SAN ANDREA	TOTAL	%
At Home		1			1	25.0
Emigrated		3			3	75.0
Other					0	0.0
TOTAL	0	4	0	0	4	100

VI. TRADE SCHOOLS

VI.1.1. TOTAL STUDENTS' OPTIONS

SCHOOL	POPULATION	REPLIES		EDUCATION		WORK		OTHERS	
		TOT	%	TOT	%	TOT	%	TOT	%
Stefano Zerafa, Naxxar	62	62	100.0	18	29.0	11	17.7	33	53.2
Kelinu Galea, Gozo	28	28	100.0	1	3.6	5	17.9	22	78.6
Gerolamo Cassar, Floriana	9	9	100.0	1	11.1	3	33.3	5	55.6
TOTAL	99	99	100.0	20	20.2	19	19.2	60	60.6



VI.1.2. STUDENTS' EDUCATIONAL OPTIONS

ACADEMIC

SCHOOL	EDUCATION REPLIES	JUNIOR COLLEGE		BUSINESS & COMMERCE		PRIVATE SIXTH FORM		HIGHER SECONDARY		INFORMATION & COMMUNICATION		M'ANG REFALO		TOTAL	
		TOT	%	TOT	%	TOT	%	TOT	%	TOT	%	TOT	%	TOT	%
Stefano Zerafa, Naxxar	18		0.0		0.0		0.0		0.0		0.0		0.0	0	0.0
Kelinu Galea, Gozo	1		0.0		0.0		0.0		0.0		0.0		0.0	0	0.0
Gerolamo Cassar, Floriana	1		0.0		0.0		0.0		0.0		0.0		0.0	0	0.0
TOTAL	20	0	0.0	0	0.0	0	0.0	0	0.0	0	0.0	0	0.0	0	0.0

TECHNICAL

SCHOOL	EDUCATION REPLIES	ELECTRONICS ENGINEERING		MECHANICAL ENGINEERING		AGRI-BUSINESS		ART AND DESIGN		MARITIME STUDIES		BUILDING & CONSTRUCTION		MCAST GOZO		TOTAL	
		TOT	%	TOT	%	TOT	%	TOT	%	TOT	%	TOT	%	TOT	%	TOT	%
Stefano Zerafa, Naxxar	18		0.0		0.0		0.0		0.0		0.0	7	38.9		0.0	7	38.9
Kelinu Galea, Gozo	1		0.0		0.0		0.0		0.0		0.0		0.0	1	100.0	1	100.0
Gerolamo Cassar, Floriana	1		0.0		0.0		0.0		0.0		0.0	1	100.0		0.0	1	100.0
TOTAL	20	0	0.0	0	0.0	0	0.0	0	0.0	0	0.0	8	40.0	1	5.0	9	45.0

VOCATIONAL

SCHOOL	EDUCATION REPLIES	COMMUNITY SERVICES		TOURISM STUDIES		HEALTH CARE		TOTAL	
		TOT	%	TOT	%	TOT	%	TOT	%
Stefano Zerafa, Naxxar	18		0.0	11	61.1		0.0	11	61.1
Kelinu Galea, Gozo	1		0.0		0.0		0.0	0	0.0
Gerolamo Cassar, Floriana	1		0.0		0.0		0.0	0	0.0
TOTAL	20	0	0.0	11	55.0	0	0.0	11	55.0

VI.1.3. STUDENTS' WORK OPTIONS

WORK	STEFANO ZERAFA	KELINU GALEA	GEROLAMO CASSAR	TOTAL	%
<i>Labourer</i>	4		2	6	31.6
<i>Waitress/Waiter</i>	2	3		5	26.3
<i>Salesperson/Shop Asst.</i>	3			3	15.8
<i>Machine Operator</i>	2			2	10.5
<i>Farmer</i>		1		1	5.3
Packer			1	1	5.3
<i>Tile Layer/Plasterer</i>		1		1	5.3
Unspecified				0	0.0
TOTAL	11	5	3	19	100

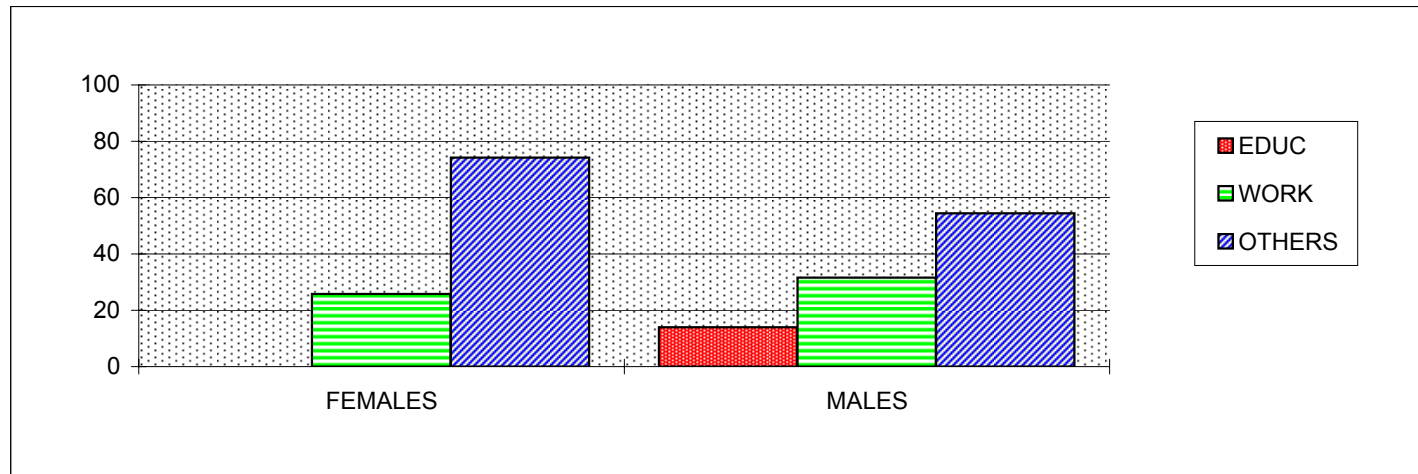
VI.1.4. STUDENTS' OTHER OPTIONS

OPTIONS	STEFANO ZERAFA	KELINU GALEA	GEROLAMO CASSAR	TOTAL	%
At home	15	16	4	35	58.3
Emigrated		1		1	1.7
Registering for Work	14	5		19	31.7
Others	4		1	5	8.3
TOTAL	33	22	5	60	100

VII. OTHER SECONDARY SCHOOLS

VII.1.1. TOTAL STUDENTS' OPTIONS

CATEGORY	POPULATION	REPLIES		EDUCATION		WORK		OTHERS	
		TOT	%	TOT	%	TOT	%	TOT	%
FEMALES	66	66	100.0	0	0.0	17	25.8	49	74.2
MALES	136	136	100.0	19	14.0	43	31.6	74	54.4
TOTAL	202	202	100.0	19	9.4	60	29.7	123	60.9



VII.1.2. STUDENTS' EDUCATIONAL OPTIONS

ACADEMIC

CATEGORY	EDUCATION REPLIES	JUNIOR COLLEGE		BUSINESS & COMMERCE		PRIVATE SIXTH FORM		HIGHER SECONDARY		INFORMATION & COMMUNICATION		M'ANG REFALO		TOTAL	
		TOT	%	TOT	%	TOT	%	TOT	%	TOT	%	TOT	%	TOT	%
FEMALES	0	0	0.0	0	0.0	0	0.0	0	0.0	0	0.0	0	0.0	0	0.0
MALES	19	0	0.0	0	0.0	0	0.0	1	50.0	0	0.0	0	0.0	1	50.0
TOTAL	19	0	0.0	0	0.0	0	0.0	1	5.3	0	0.0	0	0.0	1	5.3

TECHNICAL

CATEGORY	EDUCATION REPLIES	ELECTRONICS ENGINEERING		MECHANICAL ENGINEERING		AGRI- BUSINESS		ART AND DESIGN		MARITIME STUDIES		BUILDING & CONSTRUCTION		MCAST GOZO		TOTAL	
		TOT	%	TOT	%	TOT	%	TOT	%	TOT	%	TOT	%	TOT	%	TOT	%
FEMALES	0	0	0.0	0	0.0	0	0.0	0	0.0	0	0.0	0	0.0	0	0.0	0	0.0
MALES	19	0	0.0	0	0.0	0	0.0	1	5.3	0	0.0	14	73.7	0	0.0	15	78.9
TOTAL	19	0	0.0	0	0.0	0	0.0	1	5.3	0	0.0	14	73.7	0	0.0	15	78.9

VOCATIONAL

CATEGORY	EDUCATION REPLIES	COMMUNITY SERVICES		TOURISM STUDIES		HEALTH CARE		TOTAL	
		TOT	%	TOT	%	TOT	%	TOT	%
FEMALES	0	0	0.0	0	0.0	0	0.0	0	0.0
MALES	19	2	10.5	1	5.3	0	0.0	3	15.8
TOTAL	19	2	10.5	1	5.3	0	0.0	3	15.8

VII.1.3. STUDENTS' WORK OPTIONS

WORK	FEMALES	MALES	TOTAL	%
<i>Labourer</i>	1	10	11	18.3
<i>Salesperson/Shop Asst.</i>	3	7	10	16.7
<i>Cleaner</i>	1	8	9	15.0
<i>Chambermaid</i>	6		6	10.0
<i>Carpenter/Joiner</i>		5	5	8.3
<i>Machine Operator</i>	2	3	5	8.3
<i>Waitress/Waiter</i>	3	2	5	8.3
<i>Farmer</i>		3	3	5.0
<i>Tile Layer/Plasterer</i>		2	2	3.3
<i>Animator</i>	1		1	1.7
<i>Dish-Washer</i>		1	1	1.7
<i>Printer</i>		1	1	1.7
<i>Refuse Collector</i>		1	1	1.7
Unspecified			0	0.0
TOTAL	17	43	60	100

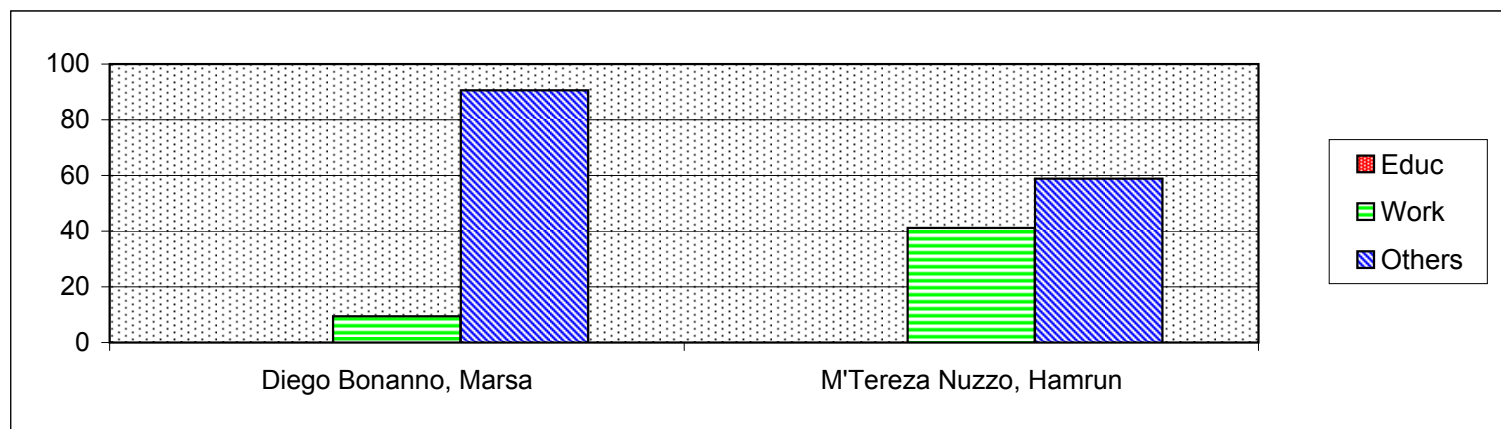
VII.1.4. STUDENTS' OTHER OPTIONS

OPTION	FEMALES	MALES	TOTAL	%
At home	28	29	57	46.3
Emigrated	0	0	0	0.0
Registering for work	10	26	36	29.3
Others	11	19	30	24.4
TOTAL	49	74	123	100

VII.2. OTHER SECONDARY SCHOOLS - FEMALES

VII.2.1. TOTAL STUDENTS - OPTIONS

SCHOOL	POPULATION	REPLIES		EDUCATION		WORK		OTHERS	
		TOT	%	TOT	%	TOT	%	TOT	%
Fra Diego Bonanno, Marsa	32	32	100.0	0	0.0	3	9.4	29	90.6
M'Tereza Nuzzo, Hamrun	34	34	100.0	0	0.0	14	41.2	20	58.8
TOTAL	66	66	100.0	0	0.0	17	25.8	49	74.2



VII.2.2. STUDENTS' EDUCATIONAL OPTIONS

ACADEMIC

SCHOOL	EDUCATION REPLIES	JUNIOR COLLEGE		BUSINESS & COMMERCE		PRIVATE SIXTH FORM		HIGHER SECONDARY		INFORMATION & COMMUNICATION		M'ANG REFALO		TOTAL	
		TOT	%	TOT	%	TOT	%	TOT	%	TOT	%	TOT	%	TOT	%
Fra Diego Bonanno, Marsa	0		0.0		0.0		0.0		0.0		0.0		0.0	0	0.0
M'Tereza Nuzzo, Hamrun	0		0.0		0.0		0.0		0.0		0.0		0.0	0	0.0
TOTAL	0	0	0.0	0	0.0	0	0.0	0	0.0	0	0.0	0	0.0	0	0.0

TECHNICAL

SCHOOL	EDUCATION REPLIES	ELECTRONICS ENGINEERING		MECHANICAL ENGINEERING		AGRI- BUSINESS		ART AND DESIGN		MARITIME STUDIES		BUILDING & CONSTRUCTION		MCAST GOZO		TOTAL	
		TOT	%	TOT	%	TOT	%	TOT	%	TOT	%	TOT	%	TOT	%	TOT	%
Fra Diego Bonanno, Marsa	0		0.0		0.0		0.0		0.0		0.0		0.0		0.0	0	0.0
M'Tereza Nuzzo, Hamrun	0		0.0		0.0		0.0		0.0		0.0		0.0		0.0	0	0.0
TOTAL	0	0	0.0	0	0.0	0	0.0	0	0.0	0	0.0	0	0.0	0	0.0	0	0.0

VOCATIONAL

SCHOOL	EDUCATION REPLIES	COMMUNITY SERVICES		TOURISM STUDIES		HEALTH CARE		TOTAL	
		TOT	%	TOT	%	TOT	%	TOT	%
Fra Diego Bonanno, Marsa	0		0.0		0.0		0.0	0	0.0
M'Tereza Nuzzo, Hamrun	0		0.0		0.0		0.0	0	0.0
TOTAL	0	0	0.0	0	0.0	0	0.0	0	0.0

VII.2.3. STUDENTS' WORK OPTIONS

WORK	DIEGO BONANNO	M'TEREZA NUZZO	TOTAL	%
Chambermaid		6	6	35.3
Salesperson/Shop Asst.		3	3	17.6
Waitress/Waiter		3	3	17.6
Machine Operator		2	2	11.8
Animator	1		1	5.9
Cleaner	1		1	5.9
Labourer	1		1	5.9
Unspecified			0	0.0
TOTAL	3	14	17	100

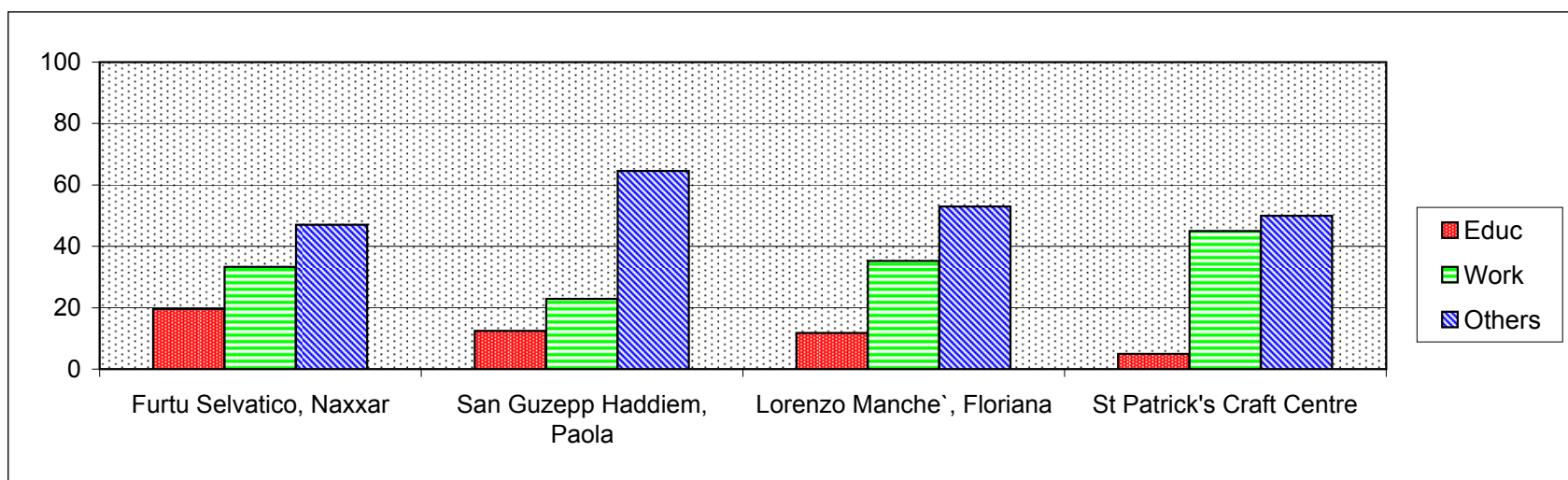
VII.2.4. STUDENTS' OTHER OPTIONS

OPTION	DIEGO BONANNO	M'TEREZA NUZZO	TOTAL	%
At home	12	16	28	57.1
Emigrated			0	0.0
Registering for work	6	4	10	20.4
Others	11		11	22.4
TOTAL	29	20	49	100

VII.3. OTHER SECONDARY SCHOOLS - MALES

VII.3.1. TOTAL STUDENTS - OPTIONS

SCHOOL	POPULATION	REPLIES		EDUCATION		WORK		OTHERS	
		TOT	%	TOT	%	TOT	%	TOT	%
Furtu Selvatico, Naxxar	51	51	100.0	10	19.6	17	33.3	24	47.1
San Guzepp Haddiem, Marsa	48	48	100.0	6	12.5	11	22.9	31	64.6
Lorenzo Manche`, Floriana	17	17	100.0	2	11.8	6	35.3	9	52.9
St Patrick's Craft Centre	20	20	100.0	1	5.0	9	45.0	10	50.0
TOTAL	136	136	100.0	19	14.0	43	31.6	74	54.4



VII.3.2. STUDENTS' EDUCATIONAL OPTIONS

ACADEMIC

SCHOOL	EDUCATION REPLIES	JUNIOR COLLEGE		BUSINESS & COMMERCE		PRIVATE SIXTH FORM		HIGHER SECONDARY		INFORMATION & COMMUNICATION		M'ANG REFALO		TOTAL	
		TOT	%	TOT	%	TOT	%	TOT	%	TOT	%	TOT	%	TOT	%
Furtu Selvatico, Naxxar	10		0.0		0.0		0.0		0.0		0.0		0.0	0	0.0
San Guzepp Haddiem, Marsa	6		0.0		0.0		0.0		0.0		0.0		0.0	0	0.0
Lorenzo Manche`, Floriana	2		0.0		0.0		0.0	1	50.0		0.0		0.0	1	50.0
St Patrick's Craft Centre	1		0.0		0.0		0.0		0.0		0.0		0.0	0	0.0
TOTAL	19	0	0.0	0	0.0	0	0.0	1	50.0	0	0.0	0	0.0	1	50.0

TECHNICAL

SCHOOL	EDUCATION REPLIES	ELECTRONICS ENGINEERING		MECHANICAL ENGINEERING		AGRI- BUSINESS		ART AND DESIGN		MARITIME STUDIES		BUILDING & CONSTRUCTION		MCAST GOZO		TOTAL	
		TOT	%	TOT	%	TOT	%	TOT	%	TOT	%	TOT	%	TOT	%	TOT	%
Furtu Selvatico, Naxxar	10		0.0		0.0		0.0		0.0		0.0	9	90.0		0.0	9	90.0
San Guzepp Haddiem, Marsa	6		0.0		0.0		0.0	1	16.7		0.0	4	66.7		0	5	83.3
Lorenzo Manche`, Floriana	2		0.0		0.0		0.0		0.0		0.0	1	50.0		0	1	50.0
St Patrick's Craft Centre	1		0.0		0.0		0.0		0.0		0.0		0.0		0	0	0.0
TOTAL	19	0	0.0	0	0.0	0	0.0	1	5.3	0	0.0	14	73.7	0	0.0	15	78.9

VOCATIONAL

SCHOOL	EDUCATION REPLIES	COMMUNITY SERVICES		TOURISM STUDIES		HEALTH CARE		TOTAL	
		TOT	%	TOT	%	TOT	%	TOT	%
Furtu Selvatico, Naxxar	10	1	10.0		0.0		0.0	1	10.0
San Guzepp Haddiem, Marsa	6	1	16.7		0.0		0.0	1	16.7
Lorenzo Manche`, Floriana	2		0.0		0.0		0.0	0	0.0
St Patrick's Craft Centre	1		0.0	1	100.0		0.0	1	100.0
TOTAL	19	2	10.5	1	5.3	0	0.0	3	15.8

VII.3.3. STUDENTS' WORK OPTIONS

WORK	FURTU SELVATICO	S. GUZEPP HADDIE	LORENZO MANCHE	ST PATRICK'S	TOTAL	%
<i>Labourer</i>	3	3		4	10	23.3
<i>Cleaner</i>	2	3	1	2	8	18.6
<i>Salesperson/Shop Asst.</i>	5			2	7	16.3
<i>Carpenter/Joiner</i>	4		1		5	11.6
<i>Farmer</i>		2	1		3	7.0
<i>Machine Operator</i>		3			3	7.0
<i>Tile Layer/Plasterer</i>	1			1	2	4.7
<i>Waitress/Waiter</i>	2				2	4.7
<i>Dish-Washer</i>			1		1	2.3
<i>Printer</i>			1		1	2.3
<i>Refuse Collector</i>			1		1	2.3
<i>Unspecified</i>					0	0.0
TOTAL	17	11	6	9	43	100

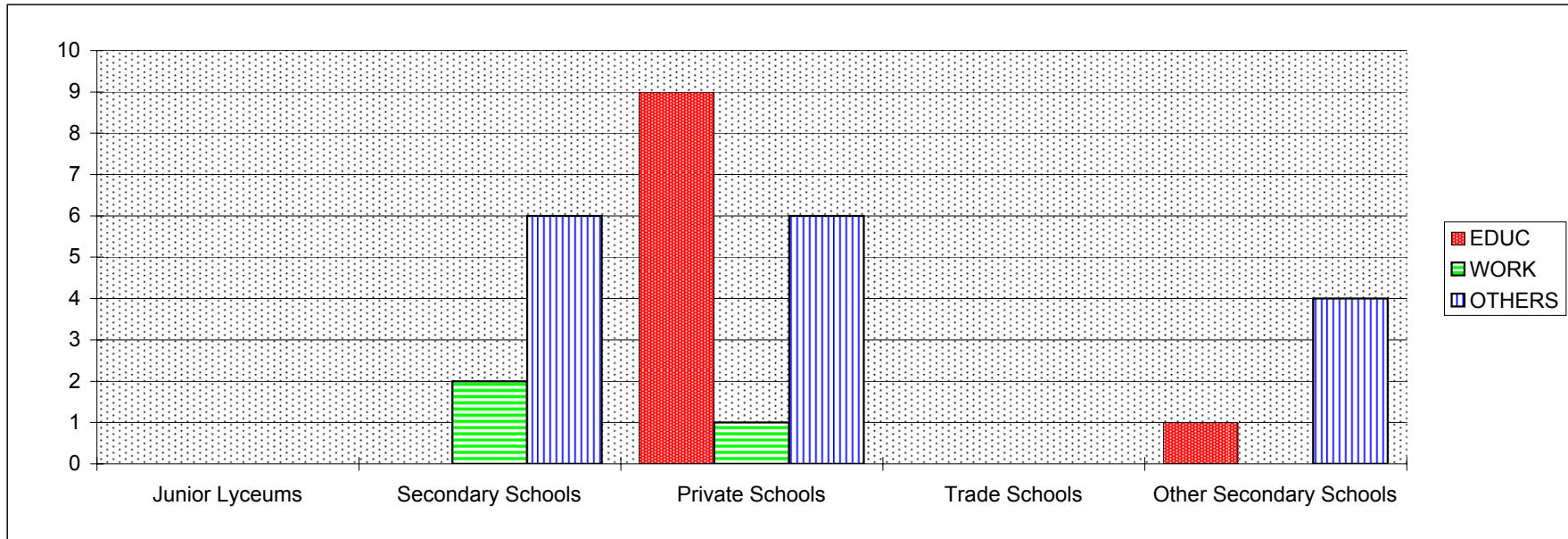
VII.3.4. STUDENTS' OTHER OPTIONS

OPTION	FURTU SELVATICO	S. GUZEPP HADDIEM	LORENZO MANCHE`	ST PATRICK'S	TOTAL	%
At home	7	17	5		29	39.2
Emigrated					0	0.0
Registering for Work	5	8	3	10	26	35.1
Others	12	6	1		19	25.7
TOTAL	24	31	9	10	74	100

VIII. SPECIAL NEEDS STUDENTS

VIII.1. TOTAL STUDENTS OPTIONS BY SECTOR

SECTOR	EDUCATION TOT	WORK TOT	OTHERS TOT	TOTAL
Junior Lyceums	0	0	0	0
Secondary Schools	0	2	6	8
Private Schools	9	1	6	16
Trade Schools	0	0	0	0
Other Secondary Schools	1	0	4	5
TOTAL	10	3	16	29



VIII.2. TOTAL STUDENTS' OPTIONS BY SEX

FEMALES

SECTOR	EDUCATION	WORK	OTHERS	TOTAL
	TOT	TOT	TOT	
Junior Lyceums	0	0	0	0
Secondary Schools	0	0	1	1
Private Schools	2	0	5	7
Other Secondary Schools	0	0	0	0
TOTAL	2	0	6	8

MALES

SECTOR	EDUCATION	WORK	OTHERS	TOTAL
	TOT	TOT	TOT	
Junior Lyceums	0	0	0	0
Secondary Schools	0	2	5	7
Private Schools	7	1	1	9
Trade Schools	0	0	0	0
Other Secondary Schools	1	0	4	5
TOTAL	8	3	10	21

MIXED

SECTOR	EDUCATION	WORK	OTHERS	TOTAL
	TOT	TOT	TOT	
Private Schools Mixed	0	0	0	0

VIII.3. JUNIOR LYCEUMS

FEMALES

SCHOOL				EDUCATION	WORK	OTHERS
	ACADEMIC	TECHNICAL	VOCATIONAL	TOTAL		
Adrian Dingli, St Patrick's	0	0	0	0		
Maria Regina, Blata I-Bajda				0		
St Theresa, Mriehel				0		
Carlo Diacono, Zejtun				0		
Margareth Mortimer, Sta Lucia				0		
Agius de Soldanis, Gozo				0		
TOTAL	0	0	0	0	0	0

MALES

SCHOOL				EDUCATION	WORK	OTHERS
	ACADEMIC	TECHNICAL	VOCATIONAL	TOTAL		
Liceo Vassalli, Handaq				0		
G. Zammit Brighella, Hamrun				0		
G. Despott, Verdala				0		
St Joseph, Paola				0		
Ninu Cremona, Gozo				0		
TOTAL	0	0	0	0	0	0

VIII.4. SECONDARY SCHOOLS

FEMALES

SCHOOL	ACADEMIC	TECHNICAL	VOCATIONAL	EDUCATION TOTAL	WORK	OTHERS
P. Pullicino, Rabat				0		
M'Assunta, Hamrun	/	/	/	0	/	/
M'Goretti, Tarxien				0		
L.Preziosi, St Andrew's				0		
Lily of the Valley, Mosta				0		
Agius De Soldanis, Gozo				0		
E.Serracino Inglott, Cospicua				0		
Adelaide Cini, Hamrun	/	/	/	0	/	1
TOTAL	0	0	0	0	0	1

MALES

SCHOOL	ACADEMIC	TECHNICAL	VOCATIONAL	EDUCATION TOTAL	WORK	OTHERS
V. Bugeja, Sta Venera	/	/	/	0	/	4
G. D'Amato, Paola				0	1	
A. Bosio, Gzira	0	0	0	0	0	0
T. Zammit, Mtarfa				0	1	1
K. Psaila, Zebbug	0	0	0	0	0	0
L. Gafa, Fortini				0		
G. Galea, Qormi				0		
F.X. Attard, Marsa				0		
V.Borg Brared, B'Kara	/	/	/	0	/	/
S.Frangisk, Sta Venera				0		
N. Cremona, Gozo				0		
TOTAL	0	0	0	0	2	5

VIII.5. PRIVATE SCHOOLS

FEMALES

SCHOOL				EDUCATION	WORK	OTHERS
	ACADEMIC	TECHNICAL	VOCATIONAL	TOTAL		
St Joseph, Blata I-Bajda				0		2
Our Lady Immaculate. Hamrun			2	2	/	/
St Dorothy's, Zebbug				0		
St Monica, B'Kara				0		
St Monica, Gzira				0		
Immaculate Conception, Tarxien	/		/	0	/	1
Sacred Heart, St Julian's				0		2
St Joseph, Sliema				0		
St Francis Sec. School, Sliema				0		
St Catherine's, Pembroke				0		
TOTAL	0	0	2	2	0	5

MALES

SCHOOL				EDUCATION	WORK	OTHERS
	ACADEMIC	TECHNICAL	VOCATIONAL	TOTAL		
St Albert, Valletta				0		
St Elias College, Sta Venera				0		
St Augustine, Pieta`	1	/		1		
St Michael's, Qormi	2	/	0	2	0	0
Seminary, Tal-Virtu`	/	/	/	0	/	1
Savio College, Dingli				0		
St Aloysius, B'Kara				0		
St Paul's, Rabat				0		
Seminary, Gozo				0		
Stella Maris, Gzira				0		
De La Salle, Cottonera	1	1		2	1	
St Edward's College, Cottonera		0	2	2	0	0
	4	1	2	7	1	1

MIXED

SCHOOL				EDUCATION	WORK	OTHERS
	ACADEMIC	TECHNICAL	VOCATIONAL	TOTAL		
San Anton School				0		
St Martin's College	0	0	0	0	0	0
St Michael Foundation				0		
San Andrea School				0		
TOTAL	0	0	0	0	0	0

VIII.6. TRADE SCHOOLS

SCHOOL				EDUCATION	WORK	OTHERS
	ACADEMIC	TECHNICAL	VOCATIONAL	TOTAL		
Stefano Zerafa, Naxxar Kelinu Galea, Gozo Gerolamo Cassar, Floriana				0 0 0		
TOTAL	0	0	0	0	0	0

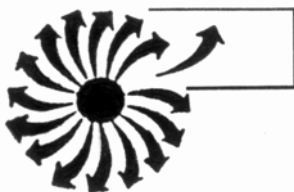
VIII.7. OTHER SECONDARY SCHOOLS

FEMALES

SCHOOL				EDUCATION	WORK	OTHERS
	ACADEMIC	TECHNICAL	VOCATIONAL	TOTAL		
Fra Diego Bonanno, Marsa M'Tereza Nuzzo, Hamrun			/	0 0	/	
TOTAL	0	0	0	0	0	0

MALES

SCHOOL				EDUCATION	WORK	OTHERS
	ACADEMIC	TECHNICAL	VOCATIONAL	TOTAL		
Furtu Selvatico, Naxxar San Guzepp Haddiem, Marsa Lorenzo Manche`, Floriana St Patrick's Craft Centre	0	1	0	1 0 0 0	0	3 1 /
TOTAL	0	1	0	1	0	4



GUIDANCE AND COUNSELLING EDUCATION DIVISION

1st October 2003

Dear Student,

It has now been some months since you have left secondary school. Yet, we are still interested in knowing what you are doing at present, whether in a new course of study or at work. Consequently, it would be greatly appreciated if you could fill in the attached questionnaire and **return it to the Guidance Teacher of your last school.**

We are collecting this data for the compilation of the annual Tracer Study published by the Guidance & Counselling Services. Such a study publishes statistical information regarding the educational/vocational choices of students after Form 5. The Form will be destroyed as soon as data is compiled. No personal data is entered in computer or published.

Should you require any help or information do not hesitate to contact the guidance teacher at school.

Name and Surname

School (2002-2003) Form 5

1. On completion of Form V, what are you doing now? (Put a cross [x] where applicable)

studying at school working home

2. If studying, where? Please tick as appropriate.

- Gian Frangisk Abela, Junior College, Msida
- Institute of Business & Commerce, Paola (M.C.A.S.T.)
- Private Sixth Form
- Giovanni Curmi Higher Secondary School, Naxxar
- Institute of Information & Communication Technology, Paola (M.C.A.S.T.)
- M^o Ang Refalo' Centre for Further Studies, Gozo
- Institute of Electronics Engineering, Paola (M.C.A.S.T.)
- Institute of Mechanical Engineering, Paola (M.C.A.S.T.)
- Institute of Agribusiness, Luqa (M.C.A.S.T.)
- Institute of Art & Design, Targa Gap (M.C.A.S.T.)
- Institute of Maritime Studies, Kalkara (M.C.A.S.T.)
- Institute of Building & Construction Engineering, Naxxar (M.C.A.S.T.)
- M.C.A.S.T. Centre, Gozo.
- Institute of Community Services, Sliema (M.C.A.S.T.)
- Institute of Tourism Studies
- Institute of Health Care, University of Malta, Msida

3. If working, in what job?

4. If neither studying nor working, what are you doing?

Student's Signature: _____

Date: _____

TRACER STUDY 2002-2003

SCHOOL: _____ STAMP: _____

Number of students on roll (1-6-2003) _____

A. Students Studying

i. ACADEMIC COURSES at:

Gian Frangisk Abela Junior College _____

Institute of Business & Commerce (M.C.A.S.T.) _____

Private Sixth Form _____

Giovanni Curmi Higher Secondary _____

Institute of Information & Comm Tech. (M.C.A.S.T.) _____

Mikelang Refalo Upper Lyceum _____

Total: _____

(Including _____ Special Needs Students)

ii. TECHNICAL COURSES at:

Institute of Electronics Engineering (M.C.A.S.T.) _____

Institute of Mechanical Engineering, Paola (M.C.A.S.T.) _____

Institute of Agribusiness, Luqa (M.C.A.S.T.) _____

Institute of Art & Design (M.C.A.S.T.) _____

Institute of Maritime Studies (M.C.A.S.T.) _____

Institute of Building & Construction (M.C.A.S.T.) _____

M.C.A.S.T. Centre, Gozo. _____

Total: _____

(Including _____ Special Needs Students)

iii. VOCATIONAL COURSES at:

Institute of Community Services, Sliema (M.C.A.S.T.) _____

Institute of Tourism Studies _____

Institute of Health Care (Univ. of Malta) _____

Total: _____

(Including _____ Special Needs Students)

TRACER STUDY 2002-2003

B. Students Working

Job:	Number:
Machine Operator	_____
Salesperson/Shop Asst.	_____
Labourer	_____
Waiter/Waitress	_____
Chambermaid	_____
Cleaner	_____
Hairdresser/Beautician	_____
Clerk/Secretary	_____
Cashier	_____
Tile Layer/Plasterer	_____
Storekeeper	_____
Carpenter/Joiner	_____
Farmer	_____
_____	_____
_____	_____
_____	_____
_____	_____
_____	_____

Total: _____
(Including _____ Special Needs Students)

C. Other Students

At Home	_____
Emigrated	_____
Registering for Work	_____
Others	_____

Total: _____
(Including _____ Special Needs Students)

Guidance Teacher/s _____ , _____
_____ , _____