

TRACER STUDY 2002 REPORT



GUIDANCE & COUNSELLING SERVICES
EDUCATION DIVISION
1, St. Publius Street
Floriana VLT 16
MALTA

I. INTRODUCTION

- Explanatory Notes
- Thanks
- Background Information
- Observations

II. NATIONAL TABLES

Page

- Total Students' Options by Sector 1
- Total Students' Options by Sex 2
- Total Students' Educational Options 3
- Total Students' Work Options 4
- Total Students' Other Options 5

III. JUNIOR LYCEUMS

- Total Students' Options 6
- Students' Educational Options 7
- Students' Work Options 8
- Students' Other Options 8

JUNIOR LYCEUM - FEMALES

• Total Students' Options	9	
• Students' Educational Options	10	
• Students' Work Options		11
• Students' Other Options		12

JUNIOR LYCEUM - MALES

• Total Students' Options	13	
• Students' Educational Options	14	
• Students' Work Options		15
• Students' Other Options		16

IV. SECONDARY SCHOOLS

• Total Students' Options	17	
• Students' Educational Options	18	
• Students' Work Options		19
• Students' Other Options		20

SECONDARY SCHOOLS - FEMALES

• Total Students' Options	21	
• Students Educational Options		22
• Students' Work Options		24
• Students' Other Options		25

SECONDARY SCHOOL - MALES

• Total Students Options		26
• Students Educational Options		27
• Students Work Options		29
• Students Other Options	30	

V. PRIVATE SCHOOLS

• Total Students' Options		31
• Students' Educational Options	32	
• Students' Work Options		33
• Students Other Options	33	

PRIVATE SCHOOLS - FEMALES

• Total Students' Options		34
• Students' Educational Options	35	
• Students' Work Options		37
• Students' Other Options		38

PRIVATE SCHOOLS - MALES

• Total Students' Options		39
• Students' Educational Options	40	
• Students' Work Options		42
• Students Other Options	43	

PRIVATE SCHOOLS - MIXED

• Total Students' Options		44
• Students' Educational Options	45	
• Students' Work Options		46
• Students' Other Options		46

VI TRADE SCHOOLS

• Total Students' Options		47
• Students' Educational Options	48	
• Students' Work Options		49
• Students' Other Options		50

VII OTHER SECONDARY SCHOOLS

• Total Students' Options		51
• Students' Educational Options	52	
• Students' Work Options		53
• Students' Other Options		53

OTHER SECONDARY SCHOOLS - FEMALES

• Total Students' Options		54
• Students' Educational Options	55	
• Students' Work Options		56
• Students' Other Options		56

OTHER SECONDARY SCHOOLS - MALES

• Total Students' Options		57
• Students' Educational Options	58	
• Students' Work Options		59
• Students' Other Options		60

APPENDICES

- Students' Data-Entry Form
- Guidance Teachers' Data Return-Sheets

INTRODUCTION:

Since 1990 the Guidance and Counselling Services have been organising a series of tracer studies - both at school and at the national level. Such research provides helpful information to educational planners as well as the personnel at the Guidance & Counselling Services. The work carried out by Guidance Teachers encouraging students to have positive approaches toward furthering their education is evident in the steady increase we have seen during the past few years in the number of students participating in post secondary courses. In this report we find 3491 young people (69% of the total number of students who reached school leaving age and replied to the survey) who opted to follow a course in post- secondary schools.

1. EXPLANATORY NOTES:

- 1.1 All students who had completed Form V in 2002 were asked to participate in this Tracer Study, i.e. all students who were legally able to leave school on finishing the statutory school career and could opt to stay on at school or seek work. Those students who left school before doing their school-leaving examination - having been officially exempted from school on reaching their sixteenth birthday - were considered as dropouts and thus were not included in the study.
- 1.2 In the form sent to all school leavers, each student was asked to indicate if he/she was studying at school, working, or at home (See Appendices).

A list of all post-secondary schools, as reproduced in the appendices, was sent to all school leavers. Schools were grouped into academic, technical, or vocational courses. Each student was asked to indicate which school he/she was attending at the time of the survey, i.e. October/November 2002.

- 1.3 If the student declares he/she is working, a list of the twelve jobs which were most popular in the 2001 Tracer Study was given. Students were asked to indicate if they were working in these or other different jobs.
- 1.4 The last section "Others" included those who were asked to state whether they were at home, emigrated, registering for work or any other option.

2. THANKS

2.1 Thanks are due to all Guidance Teachers, Counsellors and Heads of all participating schools.

3. BACKGROUND INFORMATION

3.1 The first National Tracer Study was published in October 1990. Before that various Guidance Teachers had been taking the initiative to find out what became of their students after school leaving age, and held a Tracer Study in their own particular school. In 1990 the Guidance and Counselling Services decided to incorporate the information collected from these different studies so that a national picture could be drawn up identifying national, sectorial, and school trends. All schools were invited to participate. Guidance Teachers were requested to conduct their own Tracer Study in their respective schools and then send in their data to Head Office enabling the National Tracer Study to be compiled annually, so that by comparing the different reports, trends may be easily identified.

3.2 Work on this Tracer Study started in October 2002. Forms were sent out to all Guidance Teachers to hold a Tracer Study in their respective schools. These forms were then sent to all school leavers who were asked to send them back duly filled in to their own schools. The 98% replies gathering the information needed could only have been achieved by sheer hard work on the part of the Guidance Teachers. We thank the guidance teachers for their assiduous work.

4. OBSERVATIONS

4.1 Sectorial and school statistics may be easily analysed and compared after a closer look at the data tabulated below.

4.2 Options Mix

4.2.1 The options mix (Education 69%, Work 15% and Others 15%) in 2002 is very much in line with that of the previous year (Education 67%, Work 17% and Others 16%)

4.2.2

The trends of choices established in the previous Tracer Studies, were again confirmed here. A gradual steady increase in the number of students opting to further their education has levelled out to about 67% in the last four years. Similarly students opting for work on reaching school leaving age has settled down at about the 18% mark.

	Education		Work		Others	
	Total	%	Total	%	Total	%
1990	1961	56	1102	31	353	10
1991	2554	63	1081	27	479	10
1992	2653	60	1237	27	599	13
1993	2652	60	1085	25	627	14
1994	2790	61	1292	28	538	12
1995	2734	58	1318	28	643	14
1997	2787	65	861	20	616	15
1998	3189	67	903	19	698	15
1999	3496	66	961	18	845	16
2000	3369	65	957	19	852	17
2001	3392	67	830	17	818	16
2002	3491	69	782	16	774	15

Options by Sex.

4.3.1 Results from previous tracer studies up to 1995 showed that usually more male than female students opted to continue their education. However, this trend was reversed in 1997 when 1560 females and 1168 males opted for post-secondary courses. Numberwise, this 2002 report shows more females than male students opting to continue their education after Form 5. Similarly, percentagewise females (at 74%) outweigh males (at 64%) in opting to continue with their schooling after Form 5.

	1990		1991		1992		1993		1994		1995	
□	tot.	%□	tot.	%□	Tot.	%	tot.	%	tot.	%	tot.	%
MALES	1027	52□	1435	57□	1417	65□	1461	67□	1498	67□	1485	63
FEMALES	934	48□	1108	43□	1205	55□	1165	56□	1256	56□	1206	52□
MIXED					31	22	26	30	36	25	47	39
TOTALS □	1961	□	2443	□	2653	59 □	2652	61	2790	61 □	2734	58

	1997		1998		1999		2000		2001		2002	
□	tot.	%	Tot.	%	tot.	%	tot.	%	Tot.	%	tot.	%
MALES	1168	60	1497	65	1706	65	1616	62	1580	65	1658	64
FEMALES □	1560	69	1671	68□	1708	66□	1634	67□	1674	67	1678	74
MIXED □	59	69	78	94	82	80	119	83	138	91	155	88
TOTALS □	2787	65 □	3246	67	3496	66	3369	65	3392	67	3491	69

4.3.2 When comparing the choices of male and female students it is more accurate to look at percentages rather than numbers because of the different school populations. While 90% of girls in Junior Lyceums opted for post-secondary education, 82% of boys continued with further studies.

4.3.3 While the number of girls in secondary schools choosing to attend post-secondary schools is equal to that of boys, percentagewise (at 33%) females in secondary schools outweigh (at 29%) males in secondary schools.

4.3.4 In the trade school sector 25% chose to stay on at school after the age of 16. This shows a decline on that of the previous year (at 38%).

4.3.5 Post Secondary courses.

Table II.3 shows that 84% of the students opting for Post Secondary Courses chose the academic stream joining courses at the Junior College, the Institute of Business & Commerce, Giovanni Curmi Higher Secondary, the Institute of Information & Communication, M.A.Refalo Complex, and Private Sixth Forms. Only 9% of the students opted to join the technical stream, while 7% chose vocational courses.

4.3.6 Work Options

A total of 782 students opted to start work on completing their Secondary School Education. This represents 13% (as against 18% in the previous year) of the female and 18% (as 16% in the previous year) of the male secondary school population.

Similar to previous Tracer Studies the majority of school leavers opting for work found jobs as machine operators (171 students) and salespersons / shop assistants (151). A considerable number are working as labourers (92) or waiters / waitresses (75). It is interesting to note a repetition of the pattern found in other Tracer Studies.

4.3.7 "Other" Options

A total of 747 students (15%) stated they were neither following a post-secondary course nor working.

4.4 Options Mix by Sectors.

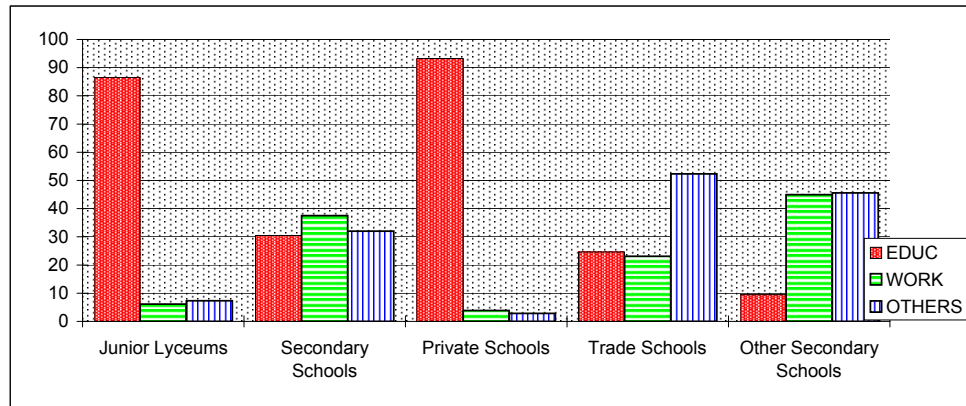
There is a very big variation and discrepancy between the choices of students from the different sectors. A good number of students from Junior Lyceums and Private Schools opted for academic post-secondary courses (88% of the Junior Lyceum students and 94% of students from Private Schools), while only 45% of the students from Secondary Schools made the same choice. This is counter-balanced when we look at the work options: 6% of Junior Lyceum students and 4% of Private School students against 38% of secondary school students found work on leaving school after completing Form V. This pattern is repeated when we consider the 'Other' options.

Almost 73% of all sixteen year olds at the Trade Schools opted to continue their studies in the technical sector, whilst 25% opted for the vocational sector. Sixteen students from Other Secondary Schools managed to make it into the post-secondary, opting for the technical sector. Another 45% of these students found work on reaching school leaving age, whilst 46% are either at home or registering for work.

II. NATIONAL TABLES

II.1. TOTAL STUDENTS OPTIONS BY SECTOR

SECTOR	POPULATION	REPLIES		EDUCATION		WORK		OTHERS	
		TOT	%	TOT	%	TOT	%	TOT	%
Junior Lyceums	1786	1769	99.0	1531	86.5	108	6.1	130	7.3
Secondary Schools	1341	1309	97.6	399	30.5	491	37.5	419	32.0
Private Schools	1626	1605	98.7	1497	93.3	62	3.9	46	2.9
Trade Schools	211	195	92.4	48	24.6	45	23.1	102	52.3
Other Secondary Schools	179	169	94.4	16	9.5	76	45.0	77	45.6
TOTAL	5143	5047	98.1	3491	69.2	782	15.5	774	15.3



SECTOR	EDUC	WORK	OTHERS
Junior Lyce	87	6	7
Secondary	30	38	32
Private Sch	93	4	3
Trade Sch	25	23	52
Other Seco	9	45	46

II.2. TOTAL STUDENTS' OPTIONS BY SEX

FEMALES

SECTOR	POPULATION	REPLIES		EDUCATION		WORK		OTHERS	
		TOT	%	TOT	%	TOT	%	TOT	%
Junior Lyceums	1043	1034	99.1	926	89.6	43	4.2	65	6.3
Secondary Schools	636	608	95.6	199	32.7	221	36.3	188	30.9
Private Schools	610	590	96.7	551	93.4	20	3.4	19	3.2
Other Secondary Schools	50	50	100.0	2	4.0	21	42.0	27	54.0
TOTAL	2339	2282	97.6	1678	73.5	305	13.4	299	13.1

MALES

SECTOR	POPULATION	REPLIES		EDUCATION		WORK		OTHERS	
		TOT	%	TOT	%	TOT	%	TOT	%
Junior Lyceums	743	735	98.9	605	82.3	65	8.8	65	8.8
Secondary Schools	705	701	99.4	200	28.5	270	38.5	231	33.0
Private Schools	839	838	99.9	791	94.4	32	3.8	15	1.8
Trade Schools	211	195	92.4	48	24.6	45	23.1	102	52.3
Other Secondary Schools	129	119	92.2	14	11.8	55	46.2	50	42.0
TOTAL	2627	2588	98.5	1658	64.1	467	18.0	463	17.9

MIXED

SECTOR	POPULATION	REPLIES		EDUCATION		WORK		OTHERS	
		TOT	%	TOT	%	TOT	%	TOT	%
Private Schools Mixed	177	177	100.0	155	87.6	10	5.6	12	6.8

II.3. TOTAL STUDENTS' EDUCATIONAL OPTIONS

ACADEMIC

SECTOR	EDUCATION REPLIES	JUNIOR COLLEGE		BUSINESS & COMMERCE		PRIVATE SIXTH FORM		HIGHER SECONDARY		INFORMATION & COMMUNICATION		M'ANG	REFALO	TOTAL	
		TOT	%	TOT	%	TOT	%	TOT	%	TOT	%			TOT	%
Junior Lyceums	1531	671	43.8	94	6.1	22	1.4	275	18.0	98	6.4	189	12.3	1349	88.1
Secondary Schools	399	13	3.3	21	5.3	0	0.0	107	26.8	24	6.0	14	3.5	179	44.9
Private Schools	1497	728	48.6	66	4.4	352	23.5	178	11.9	39	2.6	47	3.1	1410	94.2
Trade Schools	48		0.0		0.0		0.0	1	2.1		0.0		0.0	1	2.1
Other Secondary Schools	16		0.0		0.0		0.0		0.0		0.0		0.0	0	0.0
TOTAL	3491	1412	40.4	181	5.2	374	10.7	561	16.1	161	4.6	250	7.2	2939	84.2

TECHNICAL

SECTOR	EDUCATION REPLIES	ELECTRONICS ENGINEERING		TECHNICAL INSTITUTE		AGRICULTURAL COLLEGE		ART AND DESIGN		MARITIME STUDIES		BUILDING & CONSTRUCTION		UMBERTO CALOSSO		TOTAL	
		TOT	%	TOT	%	TOT	%	TOT	%	TOT	%	TOT	%	TOT	%	TOT	%
Junior Lyceums	1531	40	2.6	17	1.1	6	0.4	6	0.4	3	0.2	26	1.7	3	0.2	101	6.6
Secondary Schools	399	27	6.8	8	2.0	3	0.8	17	4.3		0.0	59	14.8	3	0.8	117	29.3
Private Schools	1497	21	1.4	8	0.5	3	0.2	3	0.2	3	0.2	14	0.9		0.0	52	3.5
Trade Schools	48		0.0		0.0	12	25.0	13	27.1		0.0	10	20.8		0.0	35	72.9
Other Secondary Schools	16		0.0		0.0	1	6.3	2	12.5		0.0	12	75.0		0.0	15	93.8
TOTAL	3491	88	2.5	33	0.9	25	0.7	41	1.2	6	0.2	121	3.5	6	0.2	320	9.2

VOCATIONAL

SECTOR	EDUCATION REPLIES	MOTHER TERESA		HAIRDRESSING & BEAUTY		TOURISM STUDIES		HEALTH CARE		PRE-SCHOOL EDUCATION		TOTAL	
		TOT	%	TOT	%	TOT	%	TOT	%	TOT	%	TOT	%
Junior Lyceums	1531	13	0.8	13	0.8	41	2.7	5	0.3	9	0.6	81	5.3
Secondary Schools	399	61	15.3	1	0.3	38	9.5	2	0.5	1	0.3	103	25.8
Private Schools	1497	6	0.4	9	0.6	20	1.3		0.0		0.0	35	2.3
Trade Schools	48	1	2.1		0.0	11	22.9		0.0		0.0	12	25.0
Other Secondary Schools	16		0.0		0.0	1	6.3		0.0		0.0	1	6.3
TOTAL	3491	81	2.3	23	0.7	111	3.2	7	0.2	10	0.3	232	6.6

II.4. TOTAL STUDENTS WORK OPTIONS

WORK	JUNIOR LYCEUMS	SECONDARY SCHOOLS	PRIVATE SCHOOLS	TRADE SCHOOLS	OTHER SECONDARIES	TOTAL	%
Machine Operator	20	134	1	8	8	171	21.9
Salesperson/Shop Asst.	40	85	16	3	7	151	19.3
Labourer	7	60		5	20	92	11.8
Waitress/Waiter	10	56	6	3		75	9.6
Chambermaid	2	19			11	32	4.1
Cleaner	2	16		2	9	29	3.7
Hairdresser/Beautician	2	14	2			18	2.3
Clerk/Secretary	3	7	6			16	2.0
Cashier	1	11	2			14	1.8
Tile Layer/Plasterer	1	8		1	4	14	1.8
Storekeeper	7	4		2		13	1.7
Carpenter/Joiner		6		3	3	12	1.5
Farmer	1	8		2		11	1.4
Laundry		6				6	0.8
Careworker		5				5	0.6
Commis chef / Cook	2	1		1		4	0.5
Delivery man		2		1	1	4	0.5
Animator	1	1		1		3	0.4
Asst. Airconditioner Tech.		2		1		3	0.4
Asst. Electrician	1	1	1			3	0.4
Baker	1	2				3	0.4
Caterer	3					3	0.4
Construction Worker		3				3	0.4
Electronics		3				3	0.4
Hotel / Kitchen Hand		1	2			3	0.4
Mechanic		2	1			3	0.4
Panel Beater / Sprayer		1	2			3	0.4
Refuse collector					3	3	0.4
Stone Mason		3				3	0.4
Aluminium Works		1		1		2	0.3

Please note that the jobs listed here are the students' perception of the job they were in. (Please refer to question 3 in Students' Data Entry-Form, given in Appendices). It doesn't reflect in any way on their being qualified or otherwise for the job.

Barman					2	2	0.3
Computer Technician			2			2	0.3
Confectioner		2				2	0.3
Handyman					2	2	0.3
Hawker					2	2	0.3
Insurance	1		1			2	0.3
Printer			1	1		2	0.3
Upholsterer		2				2	0.3
Metal Worker		1			1	2	0.3
Bus Inspector		1				1	0.1
Butcher		1				1	0.1
Cinema Usher		1				1	0.1
Disc Jockey		1				1	0.1
Dish washer					1	1	0.1
Fisherman					1	1	0.1
Glass Blower		1				1	0.1
Glass Fiber Worker		1				1	0.1
Horse-riding Instructor		1				1	0.1
Marble worker					1	1	0.1
Pool Boy		1				1	0.1
Quarry Man		1				1	0.1
Security Systems Techn.			1			1	0.1
Streetvender		1				1	0.1
Technician	1					1	0.1
Telephone Operator		1				1	0.1
Unspecified	2	13	18	10		43	5.5
TOTAL	108	491	62	45	76	782	100

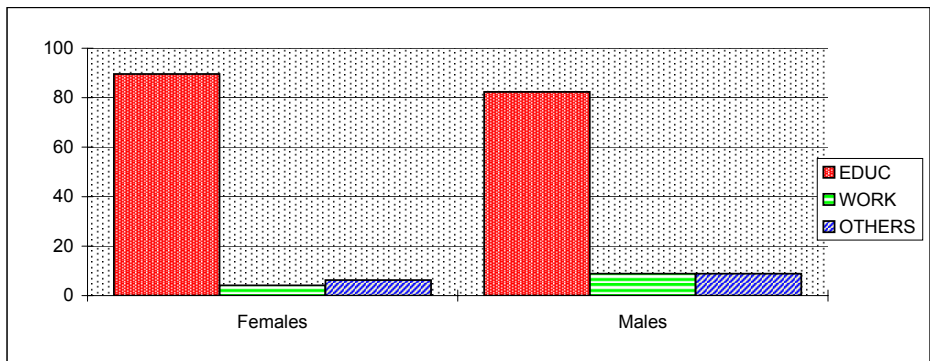
II.5. TOTAL STUDENTS "OTHER" OPTIONS

OPTION	JUNIOR LYCEUMS	SECONDARY SCHOOLS	PRIVATE SCHOOLS	TRADE SCHOOLS	OTHER SECONDARIES	TOTAL	%
At home	81	268	32	78	33	492	65.9
Emigrated	3	2	6			11	1.5
Registering for work	33	124	2	21	17	197	26.4
Others	13	25	6	3		47	6.3
TOTAL	130	419	46	102	50	747	100

III. JUNIOR LYCEUMS

III.1.1 TOTAL STUDENTS' OPTIONS

CATEGORY	POPULATION	REPLIES		EDUCATION		WORK		OTHERS	
		TOT	%	TOT	%	TOT	%	TOT	%
FEMALES	1043	1034	99.1	926	89.6	43	4.2	65	6.3
MALES	743	735	98.9	605	82.3	65	8.8	65	8.8
TOTAL	1786	1769	99.0	1531	86.5	108	6.1	130	7.3



III.1.2. STUDENTS' EDUCATIONAL OPTIONS

ACADEMIC

CATEGORY	EDUCATION REPLIES	JUNIOR COLLEGE		BUSINESS & COMMERCE		PRIVATE SIXTH FORM		HIGHER SECONDARY		INFORMATION & COMMUNICATION		M'ANG	REFALO	TOTAL	
		TOT	%	TOT	%	TOT	%	TOT	%	TOT	%	TOT	%	TOT	%
FEMALES	926	469	50.6	62	6.7	16	1.7	156	16.8	33	3.6	142	15.3	878	94.8
MALES	605	202	33.4	32	5.3	6	1.0	119	19.7	65	10.7	47	7.8	471	77.9
TOTAL	1531	671	43.8	94	6.1	22	1.4	275	18.0	98	6.4	189	12.3	1349	88.1

TECHNICAL

	EDUCATION REPLIES	ELECTRONICS ENGINEERING		TECHNICAL INSTITUTE		AGRICULTURAL COLLEGE		ART AND DESIGN		MARITIME STUDIES		BUILDING & CONSTRUCTION		UMBERTO CALOSSO		TOTAL	
		TOT	%	TOT	%	TOT	%	TOT	%	TOT	%	TOT	%	TOT	%	TOT	%
FEMALES	926	0	0.0	1	0.1	2	0.2	3	0.3	1	0.1	1	0.1		0.0	8	0.9
MALES	605	40	6.6	16	2.6	4	0.7	3	0.5	2	0.3	25	4.1	3	0.5	93	15.4
TOTAL	1531	40	2.6	17	1.1	6	0.4	6	0.4	3	0.2	26	1.7	3	0.2	101	6.6

VOCATIONAL

	EDUCATION REPLIES	MOTHER TERESA		HAIRDRESSING & BEAUTY		TOURISM STUDIES		HEALTH CARE		PRE-SCHOOL EDUCATION		TOTAL	
		TOT	%	TOT	%	TOT	%	TOT	%	TOT	%	TOT	%
FEMALES	926	6	0.6	12	1.3	8	0.9	5	0.5	9	1.0	40	4.3
MALES	605	7	1.2	1	0.2	33	5.5	0	0.0	0	0.0	41	6.8
TOTAL	1531	13	0.8	13	0.8	41	2.7	5	0.3	9	0.6	81	5.3

III.1.3. STUDENTS' WORK OPTIONS

	FEMALES	MALES	TOTAL	%
Salesperson/Shop Asst.	20	20	40	37.0
Machine Operator	11	9	20	18.5
Waitress/Waiter	2	8	10	9.3
Labourer		7	7	6.5
Storekeeper	1	6	7	6.5
Caterer		3	3	2.8
Clerk/Secretary	3		3	2.8
Chambermaid	2		2	1.9
Cleaner		2	2	1.9
Cook		2	2	1.9
Hairdresser/Beautician	1	1	2	1.9
Animator		1	1	0.9
Baker		1	1	0.9
Cashier	1		1	0.9
Electrician		1	1	0.9
Farmer		1	1	0.9
Insurance	1		1	0.9
Technician		1	1	0.9
Tile Layer/Plasterer		1	1	0.9
Unspecified	1	1	2	1.9
TOTAL	43	65	108	100

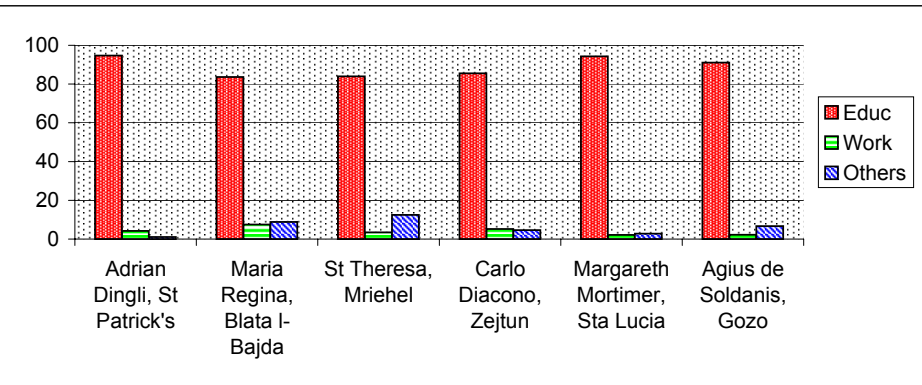
III.1.4. STUDENTS' "OTHER" OPTIONS

	FEMALES	MALES	TOTAL	%
At home	55	26	81	62.3
Emigrated	0	3	3	2.3
Registering for Work	2	31	33	25.4
Others	8	5	13	10.0
TOTAL	65	65	130	100

III.2. JUNIOR LYCEUMS - FEMALES

III.2.1. TOTAL STUDENTS' OPTIONS

SCHOOL	POPULATION	REPLIES		EDUCATION		WORK		OTHERS	
		TOT	%	TOT	%	TOT	%	TOT	%
Adrian Dingli, St Patrick's	190	190	100	180	94.7	8	4.2	2	1.1
Maria Regina, Blata I-Bajda	159	159	100	133	83.6	12	7.5	14	8.8
St Theresa, Mriehel	200	200	100	168	84.0	7	3.5	25	12.5
Carlo Diacono, Zejtun	173	165	95.4	148	85.5	9	5.2	8	4.6
Margareth Mortimer, Sta Lucia	141	140	99.3	133	94.3	3	2.1	4	2.8
Agius de Soldanis, Gozo	180	180	100	164	91.1	4	2.2	12	6.7
TOTAL	1043	1034	99.1	926	89.6	43	4.2	65	6.3



III.2.2. STUDENTS' EDUCATIONAL OPTIONS

ACADEMIC

SCHOOL	EDUCATION REPLIES	JUNIOR COLLEGE		BUSINESS & COMMERCE		PRIVATE SIXTH FORM		HIGHER SECONDARY		INFORMATION & COMMUNICATION		M'ANG	REFALO	TOTAL	
		TOT	%	TOT	%	TOT	%	TOT	%	TOT	%			TOT	%
Adrian Dingli, St Patrick's	180	91	50.6	8	4.4	2	1.1	63	35.0	7	3.9			171	95.0
Maria Regina, Blata I-Bajda	133	81	60.9		0.0	1	0.8	23	17.3	22	16.5			127	95.5
St Theresa, Mriehel	168	113	67.3	12	7.1	7	4.2	25	14.9	1	0.6			158	94.0
Carlo Diacono, Zejtun	148	95	64.2	17	11.5	2	1.4	23	15.5	1	0.7			138	93.2
Margareth Mortimer, Sta Luci	133	89	66.9	14	10.5	4	3.0	22	16.5		0.0			129	97.0
Agius de Soldanis, Gozo	164		0.0	11	6.7		0.0		0.0	2	1.2	142	86.6	155	94.5
TOTAL	926	469	50.6	62	6.7	16	1.7	156	16.8	33	3.6	142	15.3	878	94.8

TECHNICAL

SCHOOL	EDUCATION REPLIES	ELECTRONICS ENGINEERING		TECHNICAL INSTITUTE		AGRICULTURAL COLLEGE		ART AND DESIGN		MARITIME STUDIES		BUILDING & CONSTRUCTION		TOTAL	
		TOT	%	TOT	%	TOT	%	TOT	%	TOT	%	TOT	%	TOT	%
Adrian Dingli, St Patrick's	180		0.0		0.0		0.0		0.0		0.0		0.0	0	0.0
Maria Regina, Blata I-Bajda	133		0.0		0.0		0.0		0.0		0.0		0.0	0	0.0
St Theresa, Mriehel	168		0.0	1	0.6	1	0.6	1	0.6		0.0	1	0.6	4	2.4
Carlo Diacono, Zejtun	148		0.0		0.0		0.0	1	0.7		0.0		0.0	1	0.7
Margareth Mortimer, Sta Luci	133		0.0		0.0		0.0	1	0.8		0.0		0.0	1	0.8
Agius de Soldanis, Gozo	164		0.0		0.0	1	0.6		0.0	1	0.6		0.0	2	1.2
TOTAL	926	0	0.0	1	0.1	2	0.2	3	0.3	1	0.1	1	0.1	8	0.9

VOCATIONAL

SCHOOL	EDUCATION REPLIES	MOTHER TERESA		HAIRDRESSING & BEAUTY		TOURISM STUDIES		HEALTH CARE		PRE-SCHOOL EDUCATION		TOTAL	
		TOT	%	TOT	%	TOT	%	TOT	%	TOT	%	TOT	%
Adrian Dingli, St Patrick's	180	1	0.6	5	2.8	2	1.1		0.0	1	0.6	9	5.0
Maria Regina, Blata I-Bajda	133		0.0	1	0.8	2	1.5	3	2.3		0.0	6	4.5
St Theresa, Mriehel	168		0.0	3	1.8	1	0.6	2	1.2		0.0	6	3.6
Carlo Diacono, Zejtun	148	4	2.7	3	2.0	1	0.7		0.0	1	0.7	9	6.1
Margareth Mortimer, Sta Luci	133	1	0.8		0.0	1	0.8		0.0	1	0.8	3	2.3
Agius de Soldanis, Gozo	164		0.0		0.0	1	0.6		0.0	6	3.7	7	4.3
TOTAL	926	6	0.6	12	1.3	8	0.9	5	0.5	9	1.0	40	4.3

III.2.2.3. STUDENTS' WORK OPTIONS

WORK	SIR ADRIAN DINGLI	MARIA REGINA	ST THERESA	CARLO DIACONO	MARGARETH MORTIMER	AGIUS DE SOLDANIS	TOTAL	%
Salesperson/Shop Asst.	3	12	1	1	1	2	20	46.5
Machine Operator	3		3	4		1	11	25.6
Clerk/Secretary			1	1	1		3	7.0
Chambermaid			2				2	4.7
Waitress	2						2	4.7
Cashier				1			1	2.3
Hairdresser				1			1	2.3
Insurance				1			1	2.3
Storekeeper						1	1	2.3
Unspecified					1		1	2.3
TOTAL	8	12	7	9	3	4	43	100

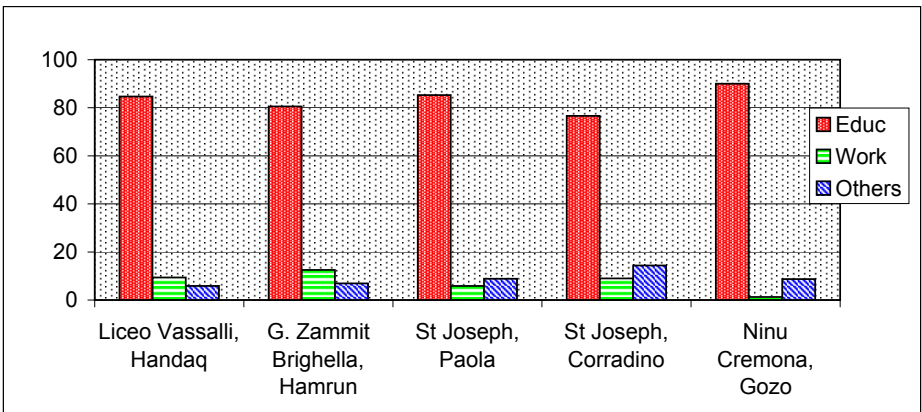
III.2.2.4. STUDENTS' OTHER OPTIONS

OPTION	SIR ADRIAN DINGLI	MARIA REGINA	ST THERESA	CARLO DIACONO	MARGARETH MORTIMER	AGIUS DE SOLDANIS	TOTAL	%
At home	2	13	16	8	4	12	55	84.6
Emigrated							0	0.0
Registering for Work		1	1				2	3.1
Others			8				8	12.3
TOTAL	2	14	25	8	4	12	65	100

III.3. JUNIOR LYCEUMS - MALES

III.3.1. TOTAL STUDENTS' OPTIONS

SCHOOL	POPULATION	REPLIES		EDUCATION		WORK		OTHERS	
		TOT	%	TOT	%	TOT	%	TOT	%
Liceo Vassalli, Handaq	170	170	100	144	84.7	16	9.4	10	5.9
G. Zammit Brighella, Hamrun	216	216	100	174	80.6	27	12.5	15	6.9
G. Despott, Verdala	110	102	92.7	87	85.3	6	5.9	9	8.8
St Joseph, Paola	167	167	100	128	76.6	15	9.0	24	14.4
Ninu Cremona, Gozo	80	80	100	72	90.0	1	1.3	7	8.8
TOTAL	743	735	98.9	605	82.3	65	8.8	65	8.8



III.3.2. STUDENTS' EDUCATIONAL OPTIONS

ACADEMIC

SCHOOL	EDUCATION REPLIES	JUNIOR COLLEGE		BUSINESS & COMMERCE		PRIVATE SIXTH FORM		HIGHER SECONDARY		INFORMATION & COMMUNICATION		M'ANG	REFALO	TOTAL	
		TOT	%	TOT	%	TOT	%	TOT	%	TOT	%			TOT	%
Liceo Vassalli, Handaq	144	64	44.4	3	2.1	2	1.4	25	17.4	9	6.3		0.0	103	71.5
G. Zammit Brighella, Hamrur	174	58	33.3	7	4.0	2	1.1	64	36.8	18	10.3		0.0	149	85.6
G. Despott, Verdala	87	30	34.5	12	13.8	1	1.1	12	13.8	16	18.4		0.0	71	81.6
St Joseph, Paola	128	50	39.1	10	7.8	1	0.8	18	14.1	15	11.7		0.0	94	73.4
Ninu Cremona, Gozo	72		0.0		0.0		0.0		0.0	7	9.7	47	65.3	54	75.0
TOTAL	605	202	33.4	32	5.3	6	1.0	119	19.7	65	10.7	47	7.8	471	77.9

TECHNICAL

SCHOOL	EDUCATION REPLIES	ELECTRONICS ENGINEERING		TECHNICAL INSTITUTE		AGRICULTURAL COLLEGE		ART AND DESIGN		MARITIME STUDIES		BUILDING & CONSTRUCTION		UMBERTO CALOSSO		TOTAL	
		TOT	%	TOT	%	TOT	%	TOT	%	TOT	%	TOT	%	TOT	%	TOT	%
Liceo Vassalli, Handaq	144	15	10.4	4	2.8	1	0.7	1	0.7	1	0.7	12	8.3		0.0	34	23.6
G. Zammit Brighella, Hamrur	174	4	2.3		0.0	2	1.1		0.0		0.0	7	4.0	2	1.1	15	8.6
G. Despott, Verdala	87	6	6.9		0.0		0.0	2	2.3	1	1.1	2	2.3		0.0	11	12.6
St Joseph, Paola	128	9	7.0	7	5.5	1	0.8		0.0		0.0	4	3.1	1	0.8	22	17.2
Ninu Cremona, Gozo	72	6	8.3	5	6.9		0.0		0.0		0.0		0.0		0.0	11	15.3
TOTAL	605	40	6.6	16	2.6	4	0.7	3	0.5	2	0.3	25	4.1	3	0.5	93	15.4

VOCATIONAL

SCHOOL	EDUCATION REPLIES	MOTHER TERESA		HAIRDRESSING & BEAUTY		TOURISM STUDIES		HEALTH CARE		PRE-SCHOOL EDUCATION		TOTAL	
		TOT	%	TOT	%	TOT	%	TOT	%	TOT	%	TOT	%
Liceo Vassalli, Handaq	144	1	0.7		0.0	6	4.2		0.0		0.0	7	4.9
G. Zammit Brighella, Hamrur	174	1	0.6		0.0	9	5.2		0.0		0.0	10	5.7
G. Despott, Verdala	87		0.0		0.0	5	5.7		0.0		0.0	5	5.7
St Joseph, Paola	128	2	1.6	1	0.8	9	7.0		0.0		0.0	12	9.4
Ninu Cremona, Gozo	72	3	4.2		0.0	4	5.6		0.0		0.0	7	9.7
TOTAL	605	7	1.2	1	0.2	33	5.5	0	0.0	0	0.0	41	6.8

III.3.3. STUDENTS' WORK OPTIONS

WORK	LICEO VASSALLI	DUN GUZEPP ZAMMIT	GUZEPI DESPOTT	ST JOSEPH	NINU CREMONA	TOTAL	%
<i>Salesperson/Shop Asst.</i>	4	4	5	6	1	20	30.8
<i>Machine Operator</i>	2			7		9	13.8
<i>Waitress/Waiter</i>		7		1		8	12.3
<i>Labourer</i>	1	5		1		7	10.8
<i>Storekeeper</i>	1	5				6	9.2
<i>Caterer</i>	3					3	4.6
<i>Cleaner</i>		2				2	3.1
<i>Cook</i>		2				2	3.1
<i>Animator</i>	1					1	1.5
<i>Baker</i>		1				1	1.5
<i>Electrician</i>		1				1	1.5
<i>Farmer</i>	1					1	1.5
<i>Hairdresser/Beautician</i>	1					1	1.5
<i>Technician</i>	1					1	1.5
<i>Tile Layer/Plasterer</i>	1					1	1.5
<i>Unspecified</i>			1			1	1.5
TOTAL	16	27	6	15	1	65	100

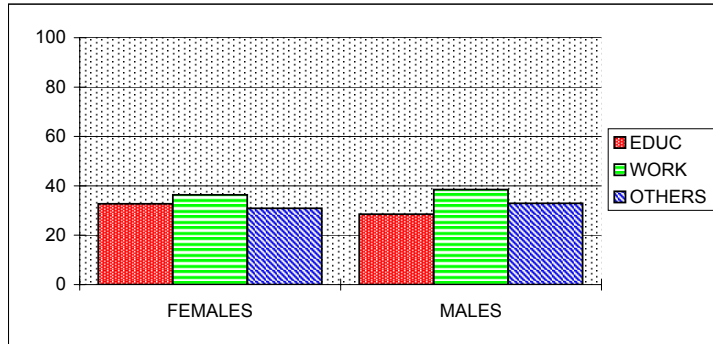
III.3.4. STUDENTS' "OTHER" OPTIONS

OPTION	LICEO VASSALLI	DUN GUZEPP ZAMMIT	GUZEPPI DESPOTT	ST JOSEPH	NINU CREMONA	TOTAL	%
At home	7	6	4	3	6	26	40.0
Emigrated	1		1		1	3	4.6
Registering for Work		9	4	18		31	47.7
Others	2			3		5	7.7
TOTAL	10	15	9	24	7	65	100

IV. SECONDARY SCHOOLS

IV.1.1. TOTAL STUDENTS' OPTIONS

	POPULATION	REPLIES		EDUCATION		WORK		OTHERS	
		TOT	%	TOT	%	TOT	%	TOT	%
FEMALES	636	608	95.6	199	32.7	221	36.3	188	30.9
MALES	705	701	99.4	200	28.5	270	38.5	231	33.0
TOTAL	1341	1309	97.6	399	30.5	491	37.5	419	32.0



IV.1.2. STUDENTS' EDUCATIONAL OPTIONS

ACADEMIC

	EDUCATION REPLIES	JUNIOR COLLEGE		BUSINESS & COMMERCE		PRIVATE SIXTH FORM		HIGHER SECONDARY		INFORMATION & COMMUNICATION		M'ANG	REFALO	TOTAL	
		TOT	%	TOT	%	TOT	%	TOT	%	TOT	%	TOT	%	TOT	%
Junior Lyceums	199	8	4.0	14	7.0	0	0.0	90	45.2	10	5.0	7	3.5	129	64.8
Secondary Schools	200	5	2.5	7	3.5	0	0.0	17	8.5	14	7.0	7	3.5	50	25.0
TOTAL	399	13	3.3	21	5.3	0	0.0	107	26.8	24	6.0	14	3.5	179	44.9

TECHNICAL

	EDUCATION REPLIES	ELECTRONICS ENGINEERING		TECHNICAL INSTITUTE		AGRICULTURAL COLLEGE		ART AND DESIGN		MARITIME STUDIES		BUILDING & CONSTRUCTION		UMBERTO CALOSSO		TOTAL	
		TOT	%	TOT	%	TOT	%	TOT	%	TOT	%	TOT	%	TOT	%	TOT	%
Junior Lyceums	199	0	0.0	0	0.0	1	0.5	2	1.0	0	0.0	0	0.0	0	0.0	3	1.5
Secondary Schools	200	27	13.5	8	4.0	2	1.0	15	7.5	0	0.0	59	29.5	3	1.5	114	57.0
TOTAL	399	27	6.8	8	2.0	3	0.8	17	4.3	0	0.0	59	14.8	3	0.8	117	29.3

VOCATIONAL

	EDUCATION REPLIES	MOTHER TERESA		HAIRDRESSING & BEAUTY		TOURISM STUDIES		HEALTH CARE		PRE-SCHOOL EDUCATION		TOTAL	
		TOT	%	TOT	%	TOT	%	TOT	%	TOT	%	TOT	%
Junior Lyceums	199	49	24.6	1	0.5	15	7.5	2	1.0	0	0.0	67	33.7
Secondary Schools	200	12	6.0	0	0.0	23	11.5	0	0.0	1	0.5	36	18.0
TOTAL	399	61	15.3	1	0.3	38	9.5	2	0.5	1	0.3	103	25.8

IV.1.3. STUDENTS' WORK OPTIONS

WORK	FEMALES	MALES	TOTAL	%
Machine Operator	86	48	134	27.3
Salesperson/Shop Asst.	45	40	85	17.3
Labourer		60	60	12.2
Waitress/Waiter	19	37	56	11.4
Chambermaid	19		19	3.9
Cleaner	11	5	16	3.3
Hairdresser/Beautician	14		14	2.9
Cashier	10	1	11	2.2
Farmer		8	8	1.6
Tile Layer/Plasterer		8	8	1.6
Clerk/Secretary	5	2	7	1.4
Carpenter/Joiner		6	6	1.2
Laundry		6	6	1.2
Careworker	5		5	1.0
Storekeeper		4	4	0.8
Construction Worker		3	3	0.6
Electronics		3	3	0.6
Stone Mason		3	3	0.6
Asst. Airconditioner Technician		2	2	0.4
Baker		2	2	0.4
Confectioner		2	2	0.4
Delivery man		2	2	0.4
Mechanic		2	2	0.4
Upholsterer		2	2	0.4
Aluminium Works		1	1	0.2
Animator	1		1	0.2
Bus Inspector		1	1	0.2
Butcher		1	1	0.2
Cinema Usher	1		1	0.2
Commis chef		1	1	0.2
Disc Jockey		1	1	0.2
Electrician		1	1	0.2
Glass Blower		1	1	0.2
Glass Fiber Worker		1	1	0.2
Horse-riding Instructor		1	1	0.2
Kitchen Hand		1	1	0.2
Metal Worker		1	1	0.2
Panel Beater		1	1	0.2
Pool Boy		1	1	0.2
Quarry Man		1	1	0.2
Streetvender	1		1	0.2
Telephone Operator	1		1	0.2
Unspecified	3	10	13	2.6
TOTAL	221	270	491	100

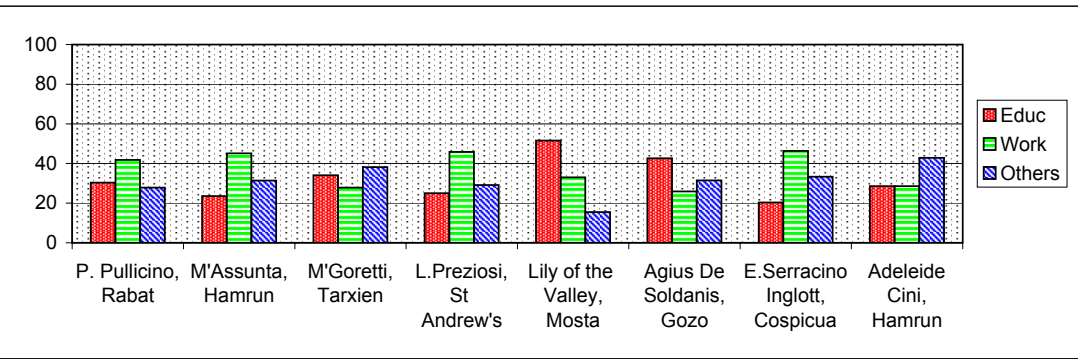
IV.1.4. STUDENTS' "OTHER" OPTIONS

OPTION	FEMALES	MALES	TOTAL	%
At home	128	140	268	64.0
Emigrated	0	2	2	0.5
Registering for work	53	71	124	29.6
Others	7	18	25	6.0
TOTAL	188	231	419	100

IV.2. SECONDARY SCHOOLS - FEMALES

IV.2.1. TOTAL STUDENTS - OPTIONS

SCHOOL	POPULATION	REPLIES		EDUCATION		WORK		OTHERS	
		TOT	%	TOT	%	TOT	%	TOT	%
P. Pullicino, Rabat	83	79	95.2	24	30.4	33	41.8	22	27.8
M'Assunta, Hamrun	102	102	100.0	24	23.5	46	45.1	32	31.4
M'Goretti, Tarxien	103	97	94.2	33	34.0	27	27.8	37	38.1
L.Preziosi, St Andrew's	59	48	81.4	12	25.0	22	45.8	14	29.2
Lily of the Valley, Mosta	104	97	93.3	50	51.5	32	33.0	15	15.5
Agius De Soldanis, Gozo	54	54	100.0	23	42.6	14	25.9	17	31.5
E.Serracino Inglott, Cospicua	54	54	100.0	11	20.4	25	46.3	18	33.3
Adeleide Cini, Hamrun	77	77	100.0	22	28.6	22	28.6	33	42.9
TOTAL	636	608	95.6	199	32.7	221	36.3	188	30.9



IV.2.2. STUDENTS' EDUCATIONAL OPTIONS

ACADEMIC

SCHOOL	EDUCATION REPLIES	JUNIOR COLLEGE		BUSINESS & COMMERCE		PRIVATE SIXTH FORM		HIGHER SECONDARY		INFORMATION & COMMUNICATION		M'ANG	REFALO	TOTAL	
		TOT	%	TOT	%	TOT	%	TOT	%	TOT	%			TOT	%
P. Pullicino, Rabat	24	1	4.2	1	4.2		0.0	17	70.8		0.0			19	79.2
M'Assunta, Hamrun	24		0.0	3	12.5		0.0	12	50.0	2	8.3			17	70.8
M'Goretti, Tarxien	33		0.0	5	15.2		0.0	16	48.5	3	9.1			24	72.7
L.Preziosi, St Andrew's	12		0.0		0.0		0.0	7	58.3		0.0			7	58.3
Lily of the Valley, Mosta	50	6	12.0	3	6.0		0.0	25	50.0	2	4.0			36	72.0
Agius De Soldanis, Gozo	23		0.0		0.0		0.0		0.0		0.0	7	30.4	7	30.4
E.Serracino Inglott, Cospicua	11	1	9.1		0.0		0.0	5	45.5	1	9.1			7	63.6
Adeleide Cini, Hamrun	22		0.0	2	9.1		0.0	8	36.4	2	9.1			12	54.5
TOTAL	199	8	4.0	14	7.0	0	0.0	90	45.2	10	5.0	7	3.5	129	64.8

TECHNICAL

SCHOOL	EDUCATION REPLIES	ELECTRONICS ENGINEERING		TECHNICAL INSTITUTE		AGRICULTURAL COLLEGE		ART AND DESIGN		MARITIME STUDIES		BUILDING & CONSTRUCTION		TOTAL	
		TOT	%	TOT	%	TOT	%	TOT	%	TOT	%	TOT	%	TOT	%
P. Pullicino, Rabat	24		0.0		0.0		0.0		0.0		0.0		0.0	0	0.0
M'Assunta, Hamrun	24		0.0		0.0		0.0		0.0		0.0		0.0	0	0.0
M'Goretti, Tarxien	33		0.0		0.0		0.0		0.0		0.0		0.0	0	0.0
L.Preziosi, St Andrew's	12		0.0		0.0		0.0	1	8.3		0.0		0.0	1	8.3
Lily of the Valley, Mosta	50		0.0		0.0	1	2.0		0.0		0.0		0.0	1	2.0
Agius De Soldanis, Gozo	23		0.0		0.0		0.0		0.0		0.0		0.0	0	0.0
E.Serracino Inglott, Cospicua	11		0.0		0.0		0.0	1	9.1		0.0		0.0	1	9.1
Adeleide Cini, Hamrun	22		0.0		0.0		0.0		0.0		0.0		0.0	0	0.0
TOTAL	199	0	0.0	0	0.0	1	0.5	2	1.0	0	0.0	0	0.0	3	1.5

VOCATIONAL

SCHOOL	EDUCATION REPLIES	MOTHER TERESA		HAIRDRESSING & BEAUTY		TOURISM STUDIES		HEALTH CARE		PRE-SCHOOL EDUCATION		TOTAL	
		TOT	%	TOT	%	TOT	%	TOT	%	TOT	%	TOT	%
P. Pullicino, Rabat	24	1	4.2		0.0	2	8.3		8.3		0.0	5	20.8
M'Assunta, Hamrun	24	6	25.0		0.0	1	4.2		0.0		0.0	7	29.2
M'Goretti, Tarxien	33	7	21.2		0.0	2	6.1		0.0		0.0	9	27.3
L.Preziosi, St Andrew's	12	4	33.3		0.0		0.0		0.0		0.0	4	33.3
Lily of the Valley, Mosta	50	10	20.0	1	2.0	2	4.0		0.0		0.0	13	26.0
Agius De Soldanis, Gozo	23	12	52.2		0.0	4	17.4		0.0		0.0	16	69.6
E.Serracino Inglott, Cospicua	11		0.0		0.0	3	27.3		0.0		0.0	3	27.3
Adeleide Cini, Hamrun	22	9	40.9		0.0	1	4.5		0.0		0.0	10	45.5
TOTAL	199	49	24.6	1	0.5	15	7.5	2	1.0	0	0.0	67	33.7

IV.2.3. STUDENTS' WORK OPTIONS

WORK	P. P. PULLICINO	MARIA ASSUNTA	MARIA GORETTI	LUIGI PREZIOSI	LILY OF THE VALLEY	AGIUS DE SOLDANIS	E. SERRACINO INGLOTT	ADELAIDE CINI	TOTAL	%
Machine Operator	13	18	14	11	6	5	12	7	86	38.9
Salesperson/Shop Asst.	5	5	2	8	9	4	6	6	45	20.4
Chambermaid	6	3	3	1	2	2	2	2	19	8.6
Waitress/Waiter	3	3	4	1	5	2	1	1	19	8.6
Hairdresser/Beautician	4	2	1		2	3	1	1	14	6.3
Cleaner		8						3	11	5.0
Cashier		5		1	3		1		10	4.5
Careworker	1				1			1	5	2.3
Clerk/Secretary	1	2			1		2	1	5	2.3
Animator					1				1	0.5
Cinema Usher					1				1	0.5
Streetvender					1				1	0.5
Telephone Operator								1	1	0.5
Unspecified			3						3	1.4
TOTAL	33	46	27	22	32	14	25	22	221	100.0

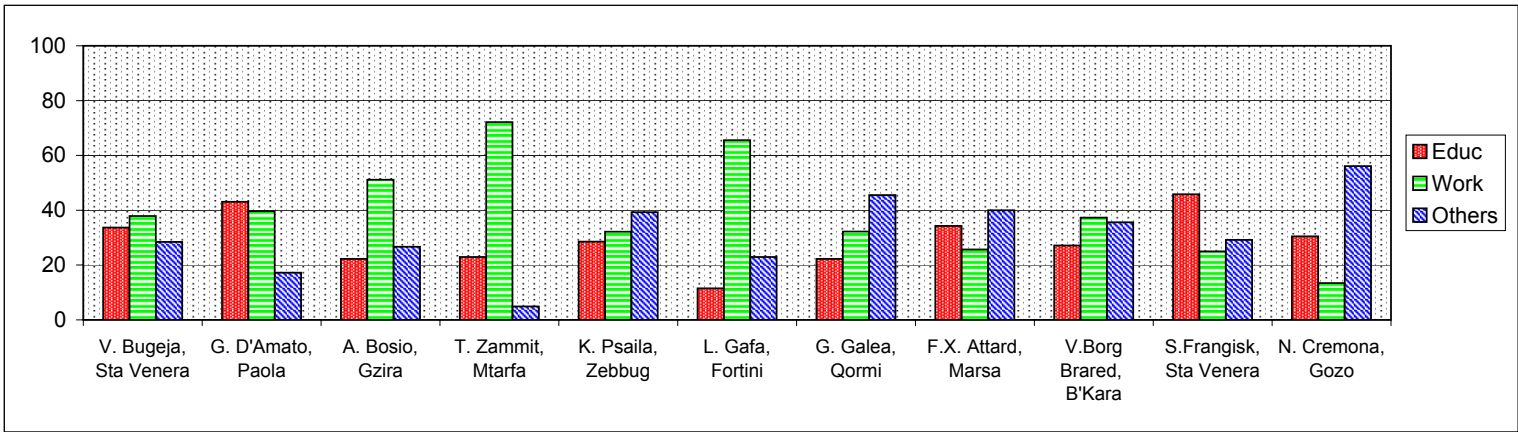
IV.2.4. STUDENTS' "OTHER" OPTIONS

OPTION	P. P. PULLICINO	MARIA ASSUNTA	MARIA GORETTI	LUIGI PREZIOSI	LILY OF THE VALLEY	AGIUS DE SOLDANIS	E. SERRACINO INGLOTT	ADELAIDE CINI	TOTAL	%
At home	18	27	19	7	7	17	11	22	128	68.1
Emigrated									0	0.0
Registering for work	4	1	18	7	5		7	11	53	28.2
Others		4			3				7	3.7
TOTAL	22	32	37	14	15	17	18	33	188	100.0

IV.3. SECONDARY SCHOOLS - MALES

IV.3.1. TOTAL STUDENTS - OPTIONS

SCHOOL	POPULATION	REPLIES		EDUCATION		WORK		OTHERS	
		TOT	%	TOT	%	TOT	%	TOT	%
V. Bugeja, Sta Venera	95	95	100.0	32	33.7	36	37.9	27	28.4
G. D'Amato, Paola	58	58	100.0	25	43.1	23	39.7	10	17.2
A. Bosio, Gzira	45	45	100.0	10	22.2	23	51.1	12	26.7
T. Zammit, Mtarfa	61	61	100.0	14	23.0	44	72.1	3	4.9
K. Psaila, Zebbug	56	56	100.0	16	28.6	18	32.1	22	39.3
L. Gafa, Fortini	61	61	100.0	7	11.5	40	65.6	14	23.0
G. Galea, Qormi	93	90	96.8	20	22.2	29	32.2	41	45.6
F.X. Attard, Marsa	71	70	98.6	24	34.3	18	25.7	28	40.0
V.Borg Brared, B'Kara	59	59	100.0	16	27.1	22	37.3	21	35.6
S.Frangisk,Sta Venera	24	24	100.0	11	45.8	6	25.0	7	29.2
N. Cremona, Gozo	82	82	100.0	25	30.5	11	13.4	46	56.1
TOTAL	705	701	99.4	200	28.5	270	38.5	231	33.0



IV.3.2. STUDENTS' EDUCATIONAL OPTIONS
ACADEMIC

SCHOOL	EDUCATION REPLIES	JUNIOR COLLEGE		BUSINESS & COMMERCE		PRIVATE SIXTH FORM		HIGHER SECONDARY		INFORMATION & COMMUNICATION		M'ANG	REFALO	TOTAL	
		TOT	%	TOT	%	TOT	%	TOT	%	TOT	%	TOT	%	TOT	%
V. Bugeja, Sta Venera	32	1	3.1	3	9.4		0.0	5	15.6		0.0			9	28.1
G. D'Amato, Paola	25		0.0		0.0		0.0		0.0		0.0			0	0.0
A. Bosio, Gzira	10		0.0	3	30.0		0.0	1	10.0	3	30.0			7	70.0
T. Zammit, Mtarfa	14		0.0		0.0		0.0	5	35.7	1	7.1			6	42.9
K. Psaila, Zebbug	16		0.0		0.0		0.0	1	6.3		0.0			1	6.3
L. Gafa, Fortini	7		0.0		0.0		0.0	3	42.9	4	57.1			7	100.0
G. Galea, Qormi	20		0.0	1	5.0		0.0	1	5.0	1	5.0			3	15.0
F.X. Attard, Marsa	24		0.0		0.0		0.0	1	4.2		0.0			1	4.2
V.Borg Brared, B'Kara	16	4	25.0		0.0		0.0		0.0	1	6.3			5	31.3
S.Frangisk,Sta Venera	11		0.0		0.0		0.0		0.0	2	18.2			2	18.2
N. Cremona, Gozo	25		0.0		0.0		0.0		0.0	2	8.0	7	28.0	9	36.0
TOTAL	200	5	2.5	7	3.5	0	0.0	17	8.5	14	7.0	7	3.5	50	25.0

TECHNICAL

SCHOOL	EDUCATION REPLIES	ELECTRONICS ENGINEERING		TECHNICAL INSTITUTE		AGRICULTURAL COLLEGE		ART AND DESIGN		MARITIME STUDIES		BUILDING & CONSTRUCTION		UMBERTO CALOSSO		TOTAL	
		TOT	%	TOT	%	TOT	%	TOT	%	TOT	%	TOT	%	TOT	%	TOT	%
V. Bugeja, Sta Venera	32		0.0		0.0		0.0	4	12.5		0.0	11	34.4		0.0	15	46.9
G. D'Amato, Paola	25	4	16.0	2	8.0		0.0	2	8.0		0.0	15	60.0		0.0	23	92.0
A. Bosio, Gzira	10	1	10.0		0.0		0.0		0.0		0.0	1	10.0		0.0	2	20.0
T. Zammit, Mtarfa	14	1	7.1		0.0		0.0		0.0		0.0	5	35.7		0.0	6	42.9
K. Psaila, Zebbug	16	4	25.0		0.0		0.0		0.0		0.0	10	62.5		0.0	14	87.5
L. Gafa, Fortini	7		0.0		0.0		0.0		0.0		0.0		0.0		0.0	0	0.0
G. Galea, Qormi	20	7	35.0	1	5.0		0.0	1	5.0		0.0	1	5.0	1	5.0	11	55.0
F.X. Attard, Marsa	24		0.0		0.0		0.0	7	29.2		0.0	9	37.5		0.0	16	66.7
V.Borg Brared, B'Kara	16	1	6.3	1	6.3	1	6.3	1	6.3		0.0	5	31.3		0.0	9	56.3
S.Frangisk,Sta Venera	11	4	36.4		0.0	1	9.1		0.0		0.0	2	18.2	2	18.2	9	81.8
N. Cremona, Gozo	25	5	20.0	4	16.0		0.0		0.0		0.0		0.0		0.0	9	36.0
TOTAL	200	27	13.5	8	4.0	2	1.0	15	7.5	0	0.0	59	29.5	3	1.5	114	57.0

VOCATIONAL

SCHOOL	EDUCATION REPLIES	MOTHER TERESA		HAIRDRESSING & BEAUTY		TOURISM STUDIES		HEALTH CARE		PRE-SCHOOL EDUCATION		TOTAL	
		TOT	%	TOT	%	TOT	%	TOT	%	TOT	%	TOT	%
V. Bugeja, Sta Venera	32	4	12.5		0.0	4	12.5		0.0		0.0	8	25.0
G. D'Amato, Paola	25	2	8.0		0.0		0.0		0.0		0.0	2	8.0
A. Bosio, Gzira	10		0.0		0.0	1	10.0		0.0		0.0	1	10.0
T. Zammit, Mtarfa	14		0.0		0.0	2	14.3		0.0		0.0	2	14.3
K. Psaila, Zebbug	16		0.0		0.0	1	6.3		0.0		0.0	1	6.3
L. Gafa, Fortini	7		0.0		0.0		0.0		0.0		0.0	0	0.0
G. Galea, Qormi	20		0.0		0.0	5	25.0		0.0	1	5.0	6	30.0
F.X. Attard, Marsa	24	2	8.3		0.0	5	20.8		0.0		0.0	7	29.2
V.Borg Brared, B'Kara	16		0.0		0.0	2	12.5		0.0		0.0	2	12.5
S.Frangisk,Sta Venera	11		0.0		0.0		0.0		0.0		0.0	0	0.0
N. Cremona, Gozo	25	4	16.0		0.0	3	12.0		0.0		0.0	7	28.0
TOTAL	200	12	6.0	0	0.0	23	11.5	0	0.0	1	0.5	36	18.0

IV.3.3. STUDENTS' WORK OPTIONS

WORK	VINCENZO BUGEJA	GUZE' D'AMATO	ANTONIO BOSIO	SIR TEMI ZAMMIT	DUN KARM PSAILA	LORENZO GAFA	GUZE' GALEA	F. X. ATTARD	V. BORG BRARED	SAN FRANGISK	NINU CREMONA	TOTAL	%
Labourer	8	2		13	7	8		10	10	1	1	60	22.2
Machine Operator	5	8				23	8	1	2	1		48	17.8
Salesperson/Shop Asst.	7	8	6	4	1	3	3	2	5		1	40	14.8
Waiter	6		3	9	2	6		1		3	4	37	13.7
Farmer			1	4			1				2	8	3.0
Tile Layer/Plasterer		2	1	2				1			2	8	3.0
Carpenter/Joiner	3	1		1							1	6	2.2
Laundry			1				5					6	2.2
Cleaner	2			1				2				5	1.9
Storekeeper	2	1		1								4	1.5
Construction Worker			3									3	1.1
Electronics							3					3	1.1
Stone Mason				3								3	1.1
Asst. Airconditioner Technician		1	1									2	0.7
Baker					1		1					2	0.7
Clerk/Secretary			2									2	0.7
Confectioner				1	1							2	0.7
Delivery man	2											2	0.7
Mechanic				2								2	0.7
Upholsterer					1				1			2	0.7
Aluminium Works					1							1	0.4
Bus Inspector			1									1	0.4
Butcher			1									1	0.4
Cashier				1								1	0.4
Commis chef	1											1	0.4
Disc Jockey			1									1	0.4
Electrician				1								1	0.4
Glass Blower					1							1	0.4
Glass Fiber Worker					1							1	0.4
Horse-riding Instructor				1								1	0.4
Kitchen Hand								1				1	0.4
Metal Worker										1		1	0.4
Panel Beater									1			1	0.4
Pool Boy					1							1	0.4
Quarry Man					1							1	0.4
Unspecified			2				8					10	3.7
TOTAL	36	23	23	44	18	40	29	18	22	6	11	270	100.0

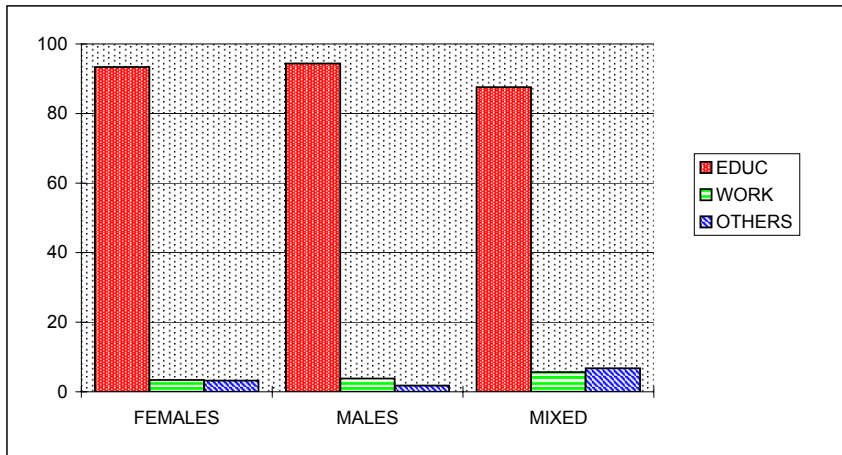
IV.3.4. STUDENTS' OTHER OPTIONS

OPTION	VINCENZO BUGEJA	GUZE D'AMATO	ANTONIO BOSIO	SIR TEMI ZAMMIT	DUN KARM PSAILA	LORENZO GAFA	GUZE GALEA	F. X. ATTARD	V. BORG BRARED	SAN FRANGISK	NINU CREMONA	TOTAL	%
At home	13	3	3		13	4	34	16	15	1	39	140	60.6
Emigrated	1											2	0.9
Registering for Work	6	7	7	2	9	10	5	11	4	3	7	71	30.7
Others	7		2	1			2	1	2	3		18	7.8
TOTAL	27	10	12	3	22	14	41	28	21	7	46	231	100.0

V. PRIVATE SCHOOLS

V.1.1. TOTAL STUDENTS' OPTIONS

CATEGORY	POPULATION	REPLIES		EDUCATION		WORK		OTHERS	
		TOT	%	TOT	%	TOT	%	TOT	%
FEMALES	610	590	96.7	551	93.4	20	3.4	19	3.2
MALES	839	838	99.9	791	94.4	32	3.8	15	1.8
MIXED	177	177	100.0	155	87.6	10	5.6	12	6.8
TOTAL	1626	1605	98.7	1497	93.3	62	3.9	46	2.9



V.1.2. STUDENTS' EDUCATIONAL OPTIONS

ACADEMIC

CATEGORY	EDUCATION REPLIES	JUNIOR COLLEGE		BUSINESS & COMMERCE		PRIVATE SIXTH FORM		HIGHER SECONDARY		INFORMATION & COMMUNICATION		M'ANG	REFALO	TOTAL	
		TOT	%	TOT	%	TOT	%	TOT	%	TOT	%	TOT	%	TOT	%
FEMALES	551	292	53.0	28	5.1	140	25.4	69	12.5	6	1.1	0	0.0	535	97.1
MALES	791	374	47.3	35	4.4	173	21.9	66	8.3	32	4.0	47	91.9	727	91.9
MIXED	155	62	40.0	3	1.9	39	25.2	43	27.7	1	0.6	0	95.5	148	95.5
TOTAL	1497	728	48.6	66	4.4	352	23.5	178	11.9	39	2.6	47	3.1	1410	94.2

TECHNICAL

CATEGORY	EDUCATION REPLIES	ELECTRONICS ENGINEERING		TECHNICAL INSTITUTE		AGRICULTURAL COLLEGE		ART AND DESIGN		MARITIME STUDIES		BUILDING & CONSTRUCTION		UMBERTO CALOSSO		TOTAL	
		TOT	%	TOT	%	TOT	%	TOT	%	TOT	%	TOT	%	TOT	%	TOT	%
FEMALES	551	0	0.0	0	0.0	0	0.0	0	0.0	0	0.0	0	0.0	0	0.0	0	0.0
MALES	791	19	2.4	8	1.0	3	0.4	2	0.3	2	0.3	14	1.8	0	0.0	48	6.1
MIXED	155	2	1.3	0	0.0	0	0.0	1	0.6	1	0.6	0	0.0	0	0.0	4	2.6
TOTAL	1497	21	1.4	8	0.5	3	0.2	3	0.2	3	0.2	14	0.9	0	0.0	52	3.5

VOCATIONAL

CATEGORY	EDUCATION REPLIES	MOTHER TERESA		HAIRDRESSING & BEAUTY		TOURISM STUDIES		HEALTH CARE		PRE-SCHOOL EDUCATION		TOTAL	
		TOT	%	TOT	%	TOT	%	TOT	%	TOT	%	TOT	%
FEMALES	551	4	0.7	6	1.1	6	1.1	0	0.0	0	0.0	16	2.9
MALES	791	2	0.3	1	0.1	13	1.6	0	0.0	0	0.0	16	2.0
MIXED	155	0	0.0	2	1.3	1	0.6	0	0.0	0	0.0	3	1.9
TOTAL	1497	6	0.4	9	0.6	20	1.3	0	0.0	0	0.0	35	2.3

V.1.3. STUDENTS WORK OPTIONS

WORK OPTIONS	FEMALES	MALES	MIXED	TOTAL	%
Salesperson/Shop Asst.	5	9	1	16	25.8
Clerk/Secretary	5	1		6	9.7
Waitress/Waiter	1	5		6	9.7
Cashier	2			2	3.2
Computer Technician		2		2	3.2
Hairdresser/Beautician	1		1	2	3.2
Hotel / Kitchen Hand	1		1	2	3.2
Sprayer		2		2	3.2
Asst. Electrician		1		1	1.6
Insurance		1		1	1.6
Machine Operator	1			1	1.6
Mechanic		1		1	1.6
Printer		1		1	1.6
Security Systems Technician		1		1	1.6
Unspecified	3	8	7	18	29.0
TOTAL	20	32	10	62	100

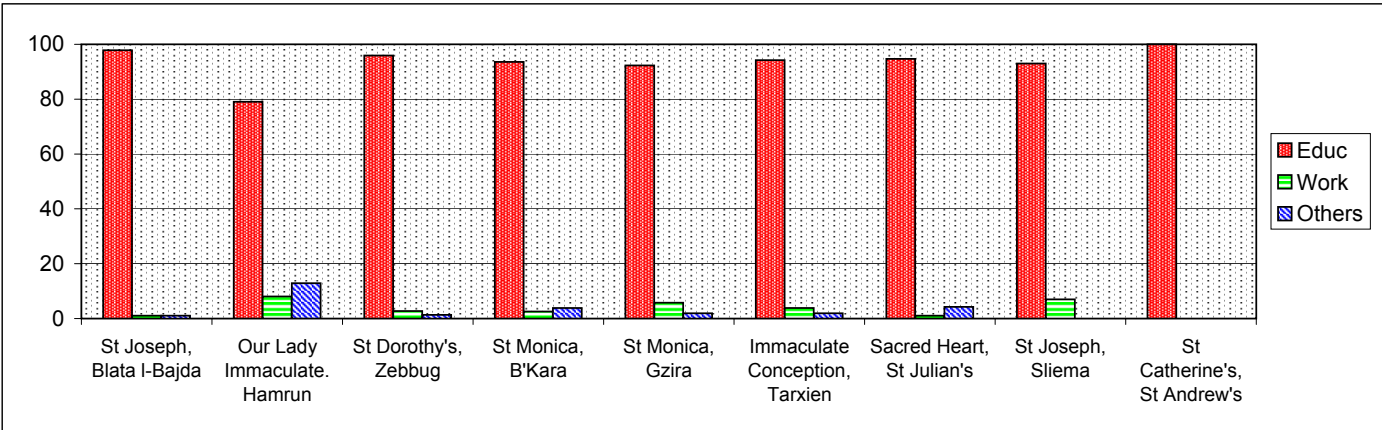
V.1.4. STUDENTS' OTHER OPTIONS

OPTIONS	FEMALES	MALES	MIXED	TOTAL	%
At Home	12	11	9	32	69.6
Emigrated	1	2	3	6	13.0
Registering for work	0	2	0	2	4.3
Others	6	0	0	6	13.0
TOTAL	19	15	12	46	100

V.2. PRIVATE SCHOOLS - FEMALES

V.2.1. TOTAL STUDENTS' OPTIONS

SCHOOL	POPULATION	REPLIES		EDUCATION		WORK		OTHERS	
		TOT	%	TOT	%	TOT	%	TOT	%
St Joseph, Blata I-Bajda	94	93	98.9	91	97.8	1	1.1	1	1.1
Our Lady Immaculate, Hamrun	62	62	100.0	49	79.0	5	8.1	8	12.9
St Dorothy's, Zebbug	81	73	90.1	70	95.9	2	2.7	1	1.4
St Monica, B'Kara	78	78	100.0	73	93.6	2	2.6	3	3.8
St Monica, Gzira	52	52	100.0	48	92.3	3	5.8	1	1.9
Immaculate Conception, Tarxien	52	52	100.0	49	94.2	2	3.8	1	1.9
Sacred Heart, St Julian's	94	94	100.0	89	94.7	1	1.1	4	4.3
St Joseph, Sliema	80	57	95.0	53	93.0	4	7.0	0	0.0
St Catherine's, St Andrew's	37	29	78.4	29	100.0	0	0.0	0	0.0
TOTAL	610	590	96.7	551	93.4	20	3.4	19	3.2



V.2.2. STUDENTS' EDUCATIONAL OPTIONS

ACADEMIC

SCHOOL	EDUCATION REPLIES	JUNIOR COLLEGE		BUSINESS & COMMERCE		PRIVATE SIXTH FORM		HIGHER SECONDARY		INFORMATION & COMMUNICATION		M'ANG	REFALO	TOTAL	
		TOT	%	TOT	%	TOT	%	TOT	%	TOT	%			TOT	%
St Joseph, Blata I-Bajda	91	49	53.8		0.0	33	36.3	2	2.2	4	4.4		0.0	88	96.7
Our Lady Immaculate. Hamru	49	19	38.8	9	18.4	8	16.3	12	24.5		0.0		0.0	48	98.0
St Dorothy's, Zebbug	70	42	60.0	3	4.3	12	17.1	12	17.1		0.0		0.0	69	98.6
St Monica, B'Kara	73	48	65.8	3	4.1	14	19.2	6	8.2	2	2.7		0.0	73	100.0
St Monica, Gzira	48	24	50.0	1	2.1	11	22.9	6	16.7		0.0		0.0	44	91.7
Our Lady Immaculate Conception, Tarxien	49	32	65.3	5	10.2	9	18.4	2	4.1		0.0		0.0	48	98.0
Sacred Heart, St Julian's	89	40	44.9	1	1.1	34	38.2	9	10.1		0.0		0.0	84	94.4
St Joseph, Sliema	53	28	52.8	5	9.4	14	26.4	6	11.3		0.0		0.0	53	100.0
St Catherine's, St Andrews	29	10	34.5	1	3.4	5	17.2	12	41.4		0.0		0.0	28	96.6
TOTAL	551	292	53.0	28	5.1	140	25.4	69	12.5	6	1.1	0	0.0	535	97.1

TECHNICAL

SCHOOL	EDUCATION REPLIES	ELECTRONICS ENGINEERING		TECHNICAL INSTITUTE		AGRICULTURAL COLLEGE		ART AND DESIGN		MARITIME STUDIES		BUILDING & CONSTRUCTION		TOTAL	
		TOT	%	TOT	%	TOT	%	TOT	%	TOT	%	TOT	%	TOT	%
St Joseph, Blata I-Bajda	91		0.0		0.0		0.0		0.0		0.0		0.0	0	0.0
Our Lady Immaculate. Hamru	49		0.0		0.0		0.0		0.0		0.0		0.0	0	0.0
St Dorothy's, Zebbug	70		0.0		0.0		0.0		0.0		0.0		0.0	0	0.0
St Monica, B'Kara	73		0.0		0.0		0.0		0.0		0.0		0.0	0	0.0
St Monica, Gzira	48		0.0		0.0		0.0		0.0		0.0		0.0	0	0.0
Our Lady Immaculate Conception, Tarxien	49		0.0		0.0		0.0		0.0		0.0		0.0	0	0.0
Sacred Heart, St Julian's	89		0.0		0.0		0.0		0.0		0.0		0.0	0	0.0
St Joseph, Sliema	53		0.0		0.0		0.0		0.0		0.0		0.0	0	0.0
St Catherine's, St Andrews	29		0.0		0.0		0.0		0.0		0.0		0.0	0	0.0
TOTAL	551	0	0.0	0	0.0	0	0.0	0	0.0	0	0.0	0	0.0	0	0.0

VOCATIONAL

SCHOOL	EDUCATION REPLIES	MOTHER TERESA		HAIRDRESSING & BEAUTY		TOURISM STUDIES		HEALTH CARE		PRE-SCHOOL EDUCATION		TOTAL	
		TOT	%	TOT	%	TOT	%	TOT	%	TOT	%	TOT	%
St Joseph, Blata l-Bajda	91	1	1.1	2	2.2		0.0		0.0		0.0	3	3.3
Our Lady Immaculate, Hamru	49		0.0	1	2.0		0.0		0.0		0.0	1	2.0
St Dorothy's, Zebbug	70		0.0	1	1.4		0.0		0.0		0.0	1	1.4
St Monica, B'Kara	73		0.0		0.0		0.0		0.0		0.0	0	0.0
St Monica, Gzira	48	2	4.2	1	2.1	1	2.1		0.0		0.0	4	8.3
Immaculate Conception, Tarxien	49	1	2.0		0.0		0.0		0.0		0.0	1	2.0
Sacred Heart, St Julian's	89		0.0	1	1.1	4	4.5		0.0		0.0	5	5.6
St Joseph, Sliema	53		0.0		0.0		0.0		0.0		0.0	0	0.0
St Catherine's, St Andrews	29		0.0		0.0	1	3.4		0.0		0.0	1	3.4
TOTAL	551	4	0.7	6	1.1	6	1.1	0	0.0	0	0.0	16	2.9

V.2.3. STUDENTS' WORK OPTIONS

WORK	ST JOSEPH, B'BAJDA	OUR LADY IMMACULATE	ST DOROTHY'S	ST MONICA, B'KARA	ST MONICA, GZIRA	IMMACULATE CONCEPTION	SACRED HEART	ST JOSEPH, SLIEMA	ST CATHERINE'S	TOTAL	%
<i>Salesperson/Shop Asst.</i>		2		1	1			2		6	30.0
<i>Clerk/Secretary</i>	1	1		1	1			1		5	25.0
<i>Cashier</i>		1					1			2	10.0
<i>Hairdresser/Beautician</i>						1				1	5.0
<i>Hotel</i>								1		1	5.0
<i>Machine Operator</i>					1					1	5.0
<i>Waitress</i>		1								1	5.0
<i>Unspecified</i>			2			1				3	15.0
TOTAL	1	5	2	2	3	2	1	4	0	20	100

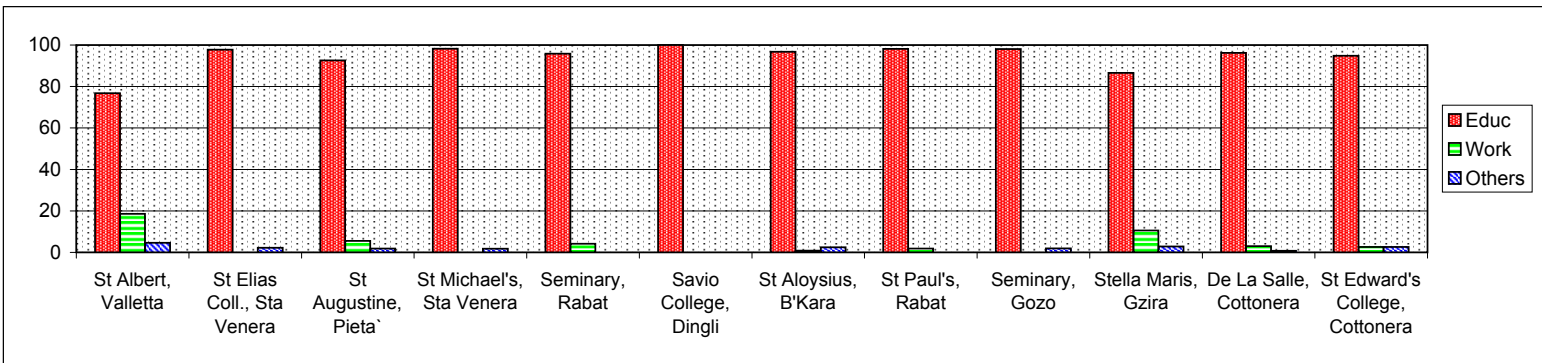
V.2.4. STUDENTS' OTHER OPTIONS

OPTION	ST JOSEPH, B'BAJDA	OUR LADY IMMACULATE	ST DOROTHY'S	ST MONICA, B'KARA	ST MONICA, GZIRA	IMMACULATE CONCEPTION	SACRED HEART	ST JOSEPH, SLIEMA	ST CATHERINE'S	TOTAL	%
At home	1	5		2	1		3			12	63.2
Emigrated			1							1	5.3
Registering for work										0	0.0
Others		3		1		1	1			6	31.6
TOTAL	1	8	1	3	1	1	4	0	0	19	100

V.3. PRIVATE SCHOOLS - MALES

V.3.1. TOTAL STUDENTS' OPTIONS

SCHOOL	POPULATION	REPLIES		EDUCATION		WORK		OTHERS	
		TOT	%	TOT	%	TOT	%	TOT	%
St Albert, Valletta	44	43	97.7	33	76.7	8	18.6	2	4.7
St Elias College, Sta Venera	44	44	100.0	43	97.7	0	0.0	1	2.3
St Augustine, Pieta`	54	54	100.0	50	92.6	3	5.6	1	1.9
St Michael's, Qormi	57	57	100.0	56	98.2	0	0.0	1	1.8
Seminary, Tal-Virtu`	48	48	100.0	46	95.8	2	4.2	0	0.0
Savio College, Dingli	53	53	100.0	53	100.0	0	0.0	0	0.0
St Aloysius, B'Kara	122	122	100.0	118	96.7	1	0.8	3	2.5
St Paul's, Rabat	53	53	100.0	52	98.1	1	1.9	0	0.0
Seminary, Gozo	51	51	100.0	50	98.0	0	0.0	1	2.0
Stella Maris, Gzira	104	104	100.0	90	86.5	11	10.6	3	2.9
De La Salle, Cottonera	132	132	100.0	127	96.2	4	3.0	1	0.8
St Edward's College, Cottonera	77	77	100.0	73	94.8	2	2.6	2	2.6
0	839	838	99.9	791	94.4	32	3.8	15	1.8



V.3.2. STUDENTS' EDUCATIONAL OPTIONS

ACADEMIC

SCHOOL	EDUCATION REPLIES	JUNIOR COLLEGE		BUSINESS & COMMERCE		PRIVATE SIXTH FORM		HIGHER SECONDARY		INFORMATION & COMMUNICATION		M'ANG	REFALO	TOTAL	
		TOT	%	TOT	%	TOT	%	TOT	%	TOT	%			TOT	%
St Albert, Valletta	33	11	33.3		0.0		0.0	6	18.2	5	15.2		0.0	22	66.7
St Elias College, Sta Venera	43	30	69.8	2	4.7		0.0	6	14.0	1	2.3		0.0	39	90.7
St Augustine, Pietà	50	32	64.0	2	4.0	2	4.0	4	8.0	1	2.0	1	2.0	42	84.0
St Michael's, Qormi	56	36	64.3	3	5.4	3	5.4	2	3.6	3	5.4		0.0	47	83.9
Seminary, Tal-Virtu'	46	33	71.7	3	6.5	2	4.3	4	8.7	1	2.2		0.0	43	93.5
Savio College, Dingli	53	41	77.4	4	7.5	8	15.1		0.0		0.0		0.0	53	100.0
St Aloysius, B'Kara	118	37	31.4		0.0	76	64.4	2	1.7	3	2.5		0.0	118	100.0
St Paul's, Rabat	52	48	92.3		0.0	1	1.9		0.0	3	5.8		0.0	52	100.0
Seminary, Gozo	50		0.0		0.0		0.0		0.0	1	2.0	46	92.0	47	94.0
Stella Maris, Gzira	90	49	54.4	5	5.6	11	12.2	11	12.2	4	4.4		0.0	80	88.9
De La Salle, Cottonera	127	38	29.9	12	9.4	31	24.4	20	15.7	10	7.9		0.0	111	87.4
Edward's College, Cottonera	73	19	26.0	4	5.5	39	53.4	11	15.1		0.0		0.0	73	100.0
TOTAL	791	374	47.3	35	4.4	173	21.9	66	8.3	32	4.0	47	5.9	727	91.9

TECHNICAL

SCHOOL	EDUCATION REPLIES	ELECTRONICS ENGINEERING		TECHNICAL INSTITUTE		AGRICULTURAL COLLEGE		ART AND DESIGN		MARITIME STUDIES		BUILDING & CONSTRUCTION		UMBERTO CALOSSO		TOTAL	
		TOT	%	TOT	%	TOT	%	TOT	%	TOT	%	TOT	%	TOT	%	TOT	%
TOTAL STUDENTS' OF	33	4	12.1	2	6.1		0.0		0.0		0.0	3	9.1		0.0	9	27.3
0	43	1	2.3	1	2.3		0.0		0.0		0.0	1	2.3		0.0	3	7.0
0	50	2	4.0	3	6.0	2	4.0		0.0		0.0		0.0		0.0	7	14.0
SCHOOL	56	4	7.1		0.0		0.0		0.0	2	3.6	2	3.6		0.0	8	14.3
0	46	1	2.2	1	2.2		0.0		0.0		0.0	1	2.2		0.0	3	6.5
Adrian Dingli, St Patrick's	53		0.0		0.0		0.0		0.0		0.0		0.0		0.0	0	0.0
Maria Regina, Blata l-Bajda	118		0.0		0.0		0.0		0.0		0.0		0.0		0.0	0	0.0
St Theresa, Mriehel	52		0.0		0.0		0.0		0.0		0.0		0.0		0.0	0	0.0
Carlo Diacono, Zejtun	50	1	2.0		0.0		0.0		0.0		0.0		0.0		0.0	1	2.0
Margareth Mortimer, Sta Lucia	90	3	3.3		0.0		0.0	2	2.2		0.0		0.0		0.0	5	5.6
Agius de Soldanis, Gozo	127	3	2.4	1	0.8	1	0.8		0.0		0.0	7	5.5		0.0	12	9.4
Edward's College, Cottonera	73		0.0		0.0		0.0		0.0		0.0		0.0		0.0	0	0.0
0	791	19	2.4	8	1.0	3	0.4	2	0.3	2	0.3	14	1.8	0	0.0	48	6.1

VOCATIONAL

SCHOOL	EDUCATION REPLIES	MOTHER TERESA		HAIRDRESSING & BEAUTY		TOURISM STUDIES		HEALTH CARE		PRE-SCHOOL EDUCATION		TOTAL	
		TOT	%	TOT	%	TOT	%	TOT	%	TOT	%	TOT	%
TOTAL STUDENTS' O	33		0.0		0.0	2	6.1		0.0		0.0	2	6.1
0	43		0.0		0.0	1	2.3		0.0		0.0	1	2.3
0	50		0.0		0.0	1	2.0		0.0		0.0	1	2.0
SCHOOL	56		0.0	1	1.8		0.0		0.0		0.0	1	1.8
0	46		0.0		0.0		0.0		0.0		0.0	0	0.0
Adrian Dingli, St Patrick's	53		0.0		0.0		0.0		0.0		0.0	0	0.0
Maria Regina, Blata l-Bajda	118		0.0		0.0		0.0		0.0		0.0	0	0.0
St Theresa, Mriehel	52		0.0		0.0		0.0		0.0		0.0	0	0.0
Carlo Diacono, Zejtun	50	2	4.0		0.0		0.0		0.0		0.0	2	4.0
Margareth Mortimer, Sta Luci	90		0.0		0.0	5	5.6		0.0		0.0	5	5.6
Agius de Soldanis, Gozo	127		0.0		0.0	4	3.1		0.0		0.0	4	3.1
Edward's College, Cottone	73		0.0		0.0		0.0		0.0		0.0	0	0.0
0	791	2	0.3	1	0.1	13	1.6	0	0.0	0	0.0	16	2.0

V.3.3. STUDENTS WORK OPTIONS

WORK	ST ALBERT'S	ST ELIAS'	ST AUGUSTINE'S	ST MICHAEL'S	SEMINARY, TAL-VIRTU'	SAVIO COLLEGE	ST ALOYSIUS'	ST PAUL'S	SEMINARY, GOZO	STELLA MARIS	DE LA SALLE	ST EDWARD'S	TOTAL	%
Salesperson/Shop Asst.	1		1		1					4		2	9	28.1
Waitress/Waiter	3										2		5	15.6
Computer Technician							1			1			2	6.3
Sprayer	1										1		2	6.3
Asst. Electrician	1												1	3.1
Clerk/Secretary											1		1	3.1
Insurance	1												1	3.1
Mechanic			1										1	3.1
Printer	1												1	3.1
Security Systems Technician					1								1	3.1
Unspecified			1				1			6			8	25.0
TOTAL	8	0	3	0	2	0	1	1	0	11	4	2	32	100

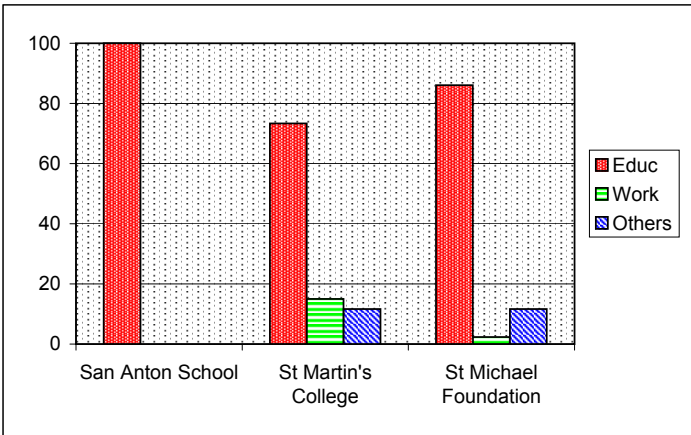
V.3.4. STUDENTS' OTHER OPTIONS

OPTIONS	ST ALBERT'S	ST ELIAS'	ST AUGUSTINE'S	ST MICHAEL'S	SEMINARY, TAL-VIRTU'	SAVIO COLLEGE	ST ALOYSIUS'	ST PAUL'S	SEMINARY, GOZO	STELLA MARIS	DE LA SALLE	ST EDWARD'S	TOTAL	%
At home		1	1				2		1	3	1	2	11	73.3
Emigrated				1			1						2	13.3
Registering for work	2												2	13.3
Others													0	0.0
TOTAL	2	1	1	1	0	0	3	0	1	3	1	2	15	100

V.4. PRIVATE SCHOOLS - MIXED

V.4.1. TOTAL STUDENTS' OPTIONS

SCHOOL	POPULATION	REPLIES		EDUCATION		WORK		OTHERS	
		TOT	%	TOT	%	TOT	%	TOT	%
San Anton School	74	74	100.0	74	100.0	0	0.0	0	0.0
St Martin's College	60	60	100.0	44	73.3	9	15.0	7	11.7
St Michael Foundation	43	43	100.0	37	86.0	1	2.3	5	11.6
TOTAL	177	177	100.0	155	87.6	10	5.6	12	6.8



V.4.2. STUDENTS' EDUCATIONAL OPTIONS

ACADEMIC

SCHOOL	EDUCATION REPLIES	JUNIOR COLLEGE		BUSINESS & COMMERCE		PRIVATE SIXTH FORM		HIGHER SECONDARY		INFORMATION & COMMUNICATION		M'ANG	REFALO	TOTAL	
		TOT	%	TOT	%	TOT	%	TOT	%	TOT	%			TOT	%
San Anton School	74	38	51.4		0.0	22	29.7	13	17.6		0.0		0.0	73	98.6
St Martin's College	44	14	31.8	1	2.3	10	22.7	16	36.4		0.0		0.0	41	93.2
St Michael Foundation	37	10	27.0	2	5.4	7	18.9	14	37.8	1	2.7		0.0	34	91.9
TOTAL	155	62	40.0	3	1.9	39	25.2	43	27.7	1	0.6	0	0.0	148	95.5

TECHNICAL

SCHOOL	EDUCATION REPLIES	ELECTRONICS ENGINEERING		TECHNICAL INSTITUTE		AGRICULTURAL COLLEGE		ART AND DESIGN		MARITIME STUDIES		BUILDING & CONSTRUCTION		TOTAL	
		TOT	%	TOT	%	TOT	%	TOT	%	TOT	%	TOT	%	TOT	%
San Anton School	74		0.0		0.0		0.0		0.0		0.0		0.0	0	0.0
St Martin's College	44	1	2.3		0.0		0.0	1	2.3		0.0		0.0	2	4.5
St Michael Foundation	37	1	2.7		0.0		0.0		0.0	1	2.7		0.0	2	5.4
TOTAL	155	2	1.3	0	0.0	0	0.0	1	0.6	1	0.6	0	0.0	4	2.6

VOCATIONAL

SCHOOL	EDUCATION REPLIES	MOTHER TERESA		HAIRDRESSING & BEAUTY		TOURISM STUDIES		HEALTH CARE		PRE-SCHOOL EDUCATION		TOTAL	
		TOT	%	TOT	%	TOT	%	TOT	%	TOT	%	TOT	%
San Anton School	74		0.0	1	1.4		0.0		0.0		0.0	1	1.4
St Martin's College	44		0.0	1	2.3		0.0		0.0		0.0	1	2.3
St Michael Foundation	37		0.0		0.0	1	2.7		0.0		0.0	1	2.7
0	155	0	0.0	2	1.3	1	0.6	0	0.0	0	0.0	3	1.9

V.4.3. STUDENTS' "WORK" OPTIONS

WORK	SAN ANTON	ST MARTIN'S	ST MICHAEL	TOTAL	%
Hairdresser/Beautician			1	1	10.0
Hotel Kitchen Hand		1		1	10.0
Salesperson/Shop Asst.		1		1	10.0
Unspecified		7		7	70.0
TOTAL	0	9	1	10	100

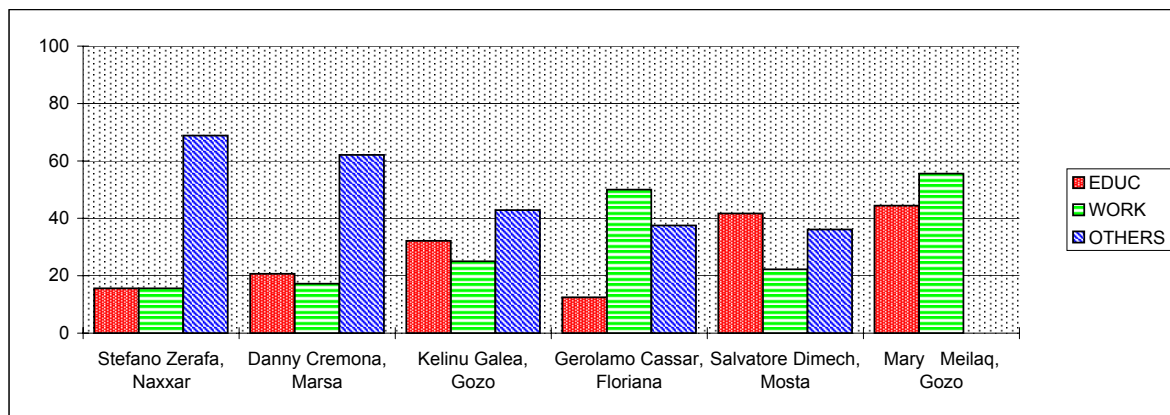
V.4.4. STUDENTS' "OTHER" OPTIONS

OPTION	SAN ANTON	ST MARTIN'S	ST MICHAEL	TOTAL	%
At Home		7	2	9	75.0
Emigrated			3	3	25.0
Other				0	0.0
TOTAL	0	7	5	12	100

VI. TRADE SCHOOLS

VI.1.1. TOTAL STUDENTS' OPTIONS

SCHOOL	POPULATION	REPLIES		EDUCATION		WORK		OTHERS	
		TOT	%	TOT	%	TOT	%	TOT	%
Junior Lyceums	77	77	100.0	12	15.6	12	15.6	53	68.8
Secondary Schools	29	29	100.0	6	20.7	5	17.2	18	62.1
Kelinu Galea, Gozo	28	28	100.0	9	32.1	7	25.0	12	42.9
Other Secondary Schools	17	16	94.1	2	12.5	8	50.0	6	37.5
TOTAL	51	36	70.6	15	41.7	8	22.2	13	36.1
0	9	9	100.0	4	44.4	5	55.6	0	0.0
0	211	195	92.4	48	24.6	45	23.1	102	52.3



VI.1.2. STUDENTS' EDUCATIONAL OPTIONS

ACADEMIC

SCHOOL	EDUCATION REPLIES	JUNIOR COLLEGE		BUSINESS & COMMERCE		PRIVATE SIXTH FORM		HIGHER SECONDARY		INFORMATION & COMMUNICATION		M'ANG	REFALO	TOTAL	
		TOT	%	TOT	%	TOT	%	TOT	%	TOT	%	TOT	%	TOT	%
Stefano Zerafa, Naxxar	12		0.0		0.0		0.0		0.0		0.0		0.0	0	0.0
Danny Cremona, Marsa	6		0.0		0.0		0.0		0.0		0.0		0.0	0	0.0
Kelinu Galea, Gozo	9		0.0		0.0		0.0		0.0		0.0		0.0	0	0.0
Gerolamo Cassar, Floriana	2		0.0		0.0		0.0		0.0		0.0		0.0	0	0.0
Salvatore Dimech, Mosta	15		0.0		0.0		0.0	1	6.7		0.0		0.0	1	6.7
Mary Meilaq, Gozo	4		0.0		0.0		0.0		0.0		0.0		0.0	0	0.0
TOTAL	48	0	0.0	0	0.0	0	0.0	1	2.1	0	0.0	0	0.0	1	2.1

TECHNICAL

SCHOOL	EDUCATION REPLIES	ELECTRONICS ENGINEERING		TECHNICAL INSTITUTE		AGRICULTURAL COLLEGE		ART AND DESIGN		MARITIME STUDIES		BUILDING & CONSTRUCTION		UMBERTO CALOSSO		TOTAL	
		TOT	%	TOT	%	TOT	%	TOT	%	TOT	%	TOT	%	TOT	%	TOT	%
Junior Lyceums	12		0.0		0.0		0.0		0.0		0.0	5	41.7		0.0	5	41.7
Secondary Schools	6		0.0		0.0	6	100.0		0.0		0.0		0.0		0.0	6	100.0
Private Schools	9		0.0		0.0	6	66.7		0.0		0.0	3	33.3		0.0	9	100.0
Other Secondary Schools	2		0.0		0.0		0.0	1	50.0		0.0	1	50.0		0.0	2	100.0
TOTAL	15		0.0		0.0		0.0	12	80.0		0.0	1	6.7		0.0	13	86.7
0	4		0.0		0.0		0.0		0.0		0.0		0.0		0.0	0	0.0
0	48	0	0.0	0	0.0	12	25.0	13	27.1	0	0.0	10	20.8	0	0.0	35	72.9

VOCATIONAL

SCHOOL	EDUCATION REPLIES	MOTHER TERESA		HAIRDRESSING & BEAUTY		TOURISM STUDIES		HEALTH CARE		PRE-SCHOOL EDUCATION		TOTAL	
		TOT	%	TOT	%	TOT	%	TOT	%	TOT	%	TOT	%
Junior Lyceums	12		0.0		0.0	7	58.3		0.0		0.0	7	58.3
Secondary Schools	6		0.0		0.0		0.0		0.0		0.0	0	0.0
Private Schools	9		0.0		0.0		0.0		0.0		0.0	0	0.0
Other Secondary Schools	2		0.0		0.0		0.0		0.0		0.0	0	0.0
TOTAL	15	1	6.7		0.0		0.0		0.0		0.0	1	6.7
0	4		0.0		0.0	4	100.0		0.0		0.0	4	100.0
0	48	1	2.1	0	0.0	11	22.9	0	0.0	0	0.0	12	25.0

VI.1.3. STUDENTS' WORK OPTIONS

WORK	STEFANO ZERAFÀ	DANNY CREMONA	KELINU GALEA	GEROLAMO CASSAR	SALVATORE DIMECH	MARY MEILAQ	TOTAL	%
<i>Machine Operator</i>	1			2	1	4	8	17.8
<i>Labourer</i>	3			2			5	11.1
<i>Carpenter/Joiner</i>	3						3	6.7
<i>Salesperson/Shop Asst.</i>	2				1		3	6.7
<i>Waitress/Waiter</i>	1	1				1	3	6.7
<i>Cleaner</i>		2					2	4.4
<i>Farmer</i>		2					2	4.4
<i>Storekeeper</i>	1			1			2	4.4
<i>Airconditioning Technician</i>					1		1	2.2
<i>Aluminium Works</i>					1		1	2.2
<i>Animator</i>				1			1	2.2
<i>Chef</i>	1						1	2.2
<i>Deliveryman</i>				1			1	2.2
<i>Printer</i>					1		1	2.2
<i>Tile Layer/Plasterer</i>				1			1	2.2
<i>Unspecified</i>			7		3		10	22.2
TOTAL	12	5	7	8	8	5	45	100

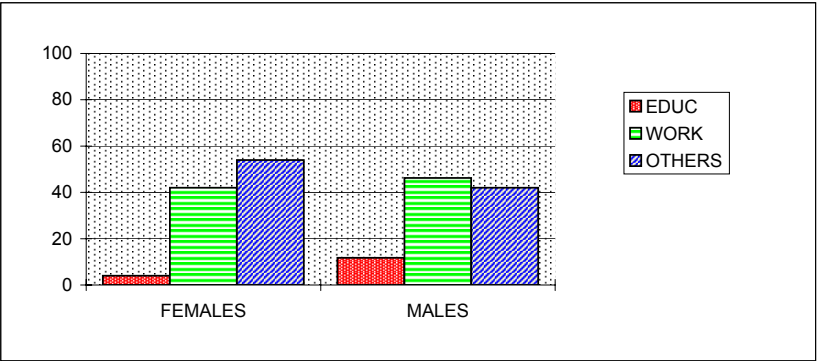
VI.1.4. STUDENTS' OTHER OPTIONS

OPTIONS	STEFANO ZERAFÀ	DANNY CREMONA	KELINU GALEA	GEROLAMO CASSAR	SALVATORE DIMECH	MARY MEILAQ	TOTAL	%
At home	45	8	12	4	9		78	76.5
Emigrated							0	0.0
Registering for Work	5	10		2	4		21	20.6
Others	3						3	2.9
TOTAL	53	18	12	6	13	0	102	100

VII. OTHER SECONDARY SCHOOLS

VII.1.1. TOTAL STUDENTS' OPTIONS

CATEGORY	POPULATION	REPLIES		EDUCATION		WORK		OTHERS	
		TOT	%	TOT	%	TOT	%	TOT	%
FEMALES	50	50	100.0	2	4.0	21	42.0	27	54.0
MALES	129	119	92.2	14	11.8	55	46.2	50	42.0
TOTAL	179	169	94.4	16	9.5	76	45.0	77	45.6



VII.1.2. STUDENTS' EDUCATIONAL OPTIONS

ACADEMIC

CATEGORY	EDUCATION REPLIES	JUNIOR COLLEGE		BUSINESS & COMMERCE		PRIVATE SIXTH FORM		HIGHER SECONDARY		INFORMATION & COMMUNICATION		M'ANG	REFALO	TOTAL	
		TOT	%	TOT	%	TOT	%	TOT	%	TOT	%	TOT	%	TOT	%
FEMALES	5	0	0.0	0	0.0	0	0.0	0	0.0	0	0.0	0	0.0	0	0.0
MALES	0	0	0.0	0	0.0	0	0.0	0	0.0	0	0.0	0	0.0	0	0.0
TOTAL	5	0	0.0	0	0.0	0	0.0	0	0.0	0	0.0	0	0.0	0	0.0

TECHNICAL

CATEGORY	EDUCATION REPLIES	ELECTRONICS ENGINEERING		TECHNICAL INSTITUTE		AGRICULTURAL COLLEGE		ART AND DESIGN		MARITIME STUDIES		BUILDING & CONSTRUCTION		TOTAL	
		TOT	%	TOT	%	TOT	%	TOT	%	TOT	%	TOT	%	TOT	%
FEMALES	5	0	0.0	0	0.0	0	0.0	2	100.0	0	0.0	0	0.0	2	100.0
MALES	0	0	0.0	0	0.0	1	7.1	0	0.0	0	0.0	12	85.7	13	92.9
TOTAL	5	0	0.0	0	0.0	1	20.0	2	40.0	0	0.0	12	240.0	15	300.0

VOCATIONAL

CATEGORY	EDUCATION REPLIES	MOTHER TERESA		HAIRDRESSING & BEAUTY		TOURISM STUDIES		HEALTH CARE		PRE-SCHOOL EDUCATION		TOTAL	
		TOT	%	TOT	%	TOT	%	TOT	%	TOT	%	TOT	%
FEMALES	5	0	0.0	0	0.0	0	0.0	0	0.0	0	0.0	0	0.0
MALES	0	0	0.0	0	0.0	1	7.1	0	0.0	0	0.0	1	7.1
TOTAL	5	0	0.0	0	0.0	1	20.0	0	0.0	0	0.0	1	20.0

VII.1.3. STUDENTS' WORK OPTIONS

WORK	FEMALES	MALES	TOTAL	%
Labourer		20	20	26.3
Chambermaid	11		11	14.5
Cleaner	4	5	9	11.8
Machine Operator	3	5	8	10.5
Salesperson/Shop Asst.	3	4	7	9.2
Tile Layer/Plasterer		4	4	5.3
Carpenter/Joiner		3	3	3.9
Refuse collector		3	3	3.9
Barman		2	2	2.6
Handyman		2	2	2.6
Hawker		2	2	2.6
Delivery Man		1	1	1.3
Dish washer		1	1	1.3
Fisherman		1	1	1.3
Marble worker		1	1	1.3
Metal Worker		1	1	1.3
Unspecified			0	0.0
TOTAL	21	55	76	100

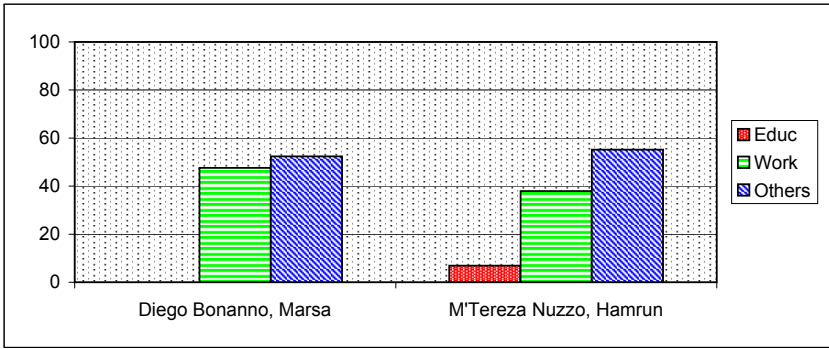
VII.1.4. STUDENTS' OTHER OPTIONS

OPTION	FEMALES	MALES	TOTAL	%
At home	8	33	41	53.2
Emigrated	0	0	0	0.0
Registering for work	12	17	29	37.7
Others	7	0	7	9.1
TOTAL	27	50	77	100

VII.2. OTHER SECONDARY SCHOOLS - FEMALES

VII.2.1. TOTAL STUDENTS - OPTIONS

SCHOOL	POPULATION	REPLIES		EDUCATION		WORK		OTHERS	
		TOT	%	TOT	%	TOT	%	TOT	%
Fra Diego Bonanno, Marsa	21	21	100.0	0	0.0	10	47.6	11	52.4
M'Tereza Nuzzo, Hamrun	29	29	100.0	2	6.9	11	37.9	16	55.2
TOTAL	50	50	100.0	2	4.0	21	42.0	27	54.0



VII.2.2. STUDENTS' EDUCATIONAL OPTIONS

ACADEMIC

SCHOOL	EDUCATION REPLIES	JUNIOR COLLEGE		BUSINESS & COMMERCE		PRIVATE SIXTH FORM		HIGHER SECONDARY		INFORMATION & COMMUNICATION		M'ANG	REFALO	TOTAL	
		TOT	%	TOT	%	TOT	%	TOT	%	TOT	%	TOT	%	TOT	%
Fra Diego Bonanno, Marsa	0		0.0		0.0		0.0		0.0		0.0		0.0	0	0.0
M'Tereza Nuzzo, Hamrun	2		0.0		0.0		0.0		0.0		0.0		0.0	0	0.0
TOTAL	2	0	0.0	0	0.0	0	0.0	0	0.0	0	0.0	0	0.0	0	0.0

TECHNICAL

SCHOOL	EDUCATION REPLIES	ELECTRONICS ENGINEERING		TECHNICAL INSTITUTE		AGRICULTURAL COLLEGE		ART AND DESIGN		MARITIME STUDIES		BUILDING & CONSTRUCTION		TOTAL	
		TOT	%	TOT	%	TOT	%	TOT	%	TOT	%	TOT	%	TOT	%
Fra Diego Bonanno, Marsa	0		0.0		0.0		0.0		0.0		0.0		0.0	0	0.0
M'Tereza Nuzzo, Hamrun	2		0.0		0.0		0.0	2	100.0		0.0		0.0	2	100.0
TOTAL	2	0	0.0	0	0.0	0	0.0	2	100.0	0	0.0	0	0.0	2	100.0

VOCATIONAL

SCHOOL	EDUCATION REPLIES	MOTHER TERESA		HAIRDRESSING & BEAUTY		TOURISM STUDIES		HEALTH CARE		PRE-SCHOOL EDUCATION		TOTAL	
		TOT	%	TOT	%	TOT	%	TOT	%	TOT	%	TOT	%
Fra Diego Bonanno, Marsa	0		0.0		0.0		0.0		0.0		0.0	0	0.0
M'Tereza Nuzzo, Hamrun	2		0.0		0.0		0.0		0.0		0.0	0	0.0
TOTAL	2	0	0.0	0	0.0	0	0.0	0	0.0	0	0.0	0	0.0

VII.2.3. STUDENTS' WORK OPTIONS

WORK	DIEGO BONANNO	M'TEREZA NUZZO	TOTAL	%
Chambermaid	8	3	11	34.4
Cleaner	1	3	4	12.5
Machine Operator	1	2	3	9.4
Salesperson/Shop Asst.		3	3	9.4
Unspecified			0	0.0
TOTAL	10	11	21	66

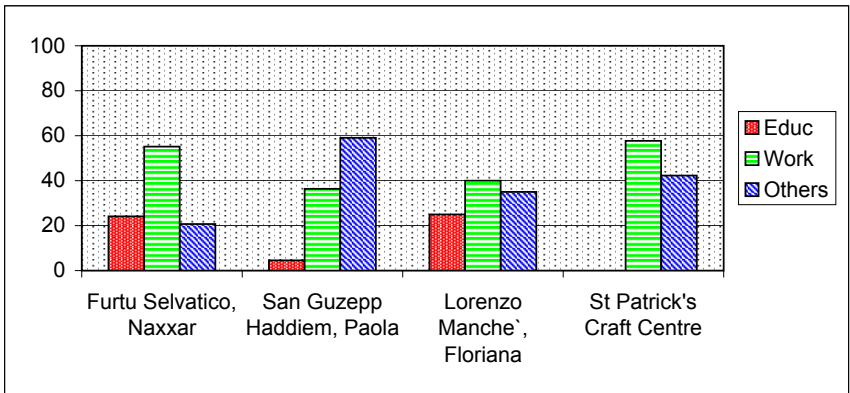
VII.2.4. STUDENTS' OTHER OPTIONS

OPTION	DIEGO BONANNO	M'TEREZA NUZZO	TOTAL	%
At home	6	2	8	29.6
Emigrated			0	0.0
Registering for work	3	9	12	44.4
Others	2	5	7	25.9
TOTAL	11	16	27	100

VII.3. OTHER SECONDARY SCHOOLS - MALES

VII.3.1. TOTAL STUDENTS - OPTIONS

SCHOOL	POPULATION	REPLIES		EDUCATION		WORK		OTHERS	
		TOT	%	TOT	%	TOT	%	TOT	%
Furtu Selvatico, Naxxar	29	29	100.0	7	24.1	16	55.2	6	20.7
San Guzepp Haddiem, Marsaxlokk	52	44	84.6	2	4.5	16	36.4	26	59.1
Lorenzo Manche', Floriana	22	20	90.9	5	25.0	8	40.0	7	35.0
St Patrick's Craft Centre	26	26	100.0	0	0.0	15	57.7	11	42.3
TOTAL	129	119	92.2	14	11.8	55	46.2	50	42.0



VII.3.2. STUDENTS' EDUCATIONAL OPTIONS

ACADEMIC

SCHOOL	EDUCATION REPLIES	JUNIOR COLLEGE		BUSINESS & COMMERCE		PRIVATE SIXTH FORM		HIGHER SECONDARY		INFORMATION & COMMUNICATION		M'ANG	REFALO	TOTAL	
		TOT	%	TOT	%	TOT	%	TOT	%	TOT	%	TOT	%	TOT	%
Furtu Selvatico, Naxxar	7		0.0		0.0		0.0		0.0		0.0		0.0	0	0.0
San Guzepp Haddiem, Marsaxlokk	2		0.0		0.0		0.0		0.0		0.0		0.0	0	0.0
Lorenzo Manche', Floriana	5		0.0		0.0		0.0		0.0		0.0		0.0	0	0.0
St Patrick's Craft Centre	0		0.0		0.0		0.0		0.0		0.0		0.0	0	0.0
TOTAL	14	0	0.0	0	0.0	0	0.0	0	0.0	0	0.0	0	0.0	0	0.0

TECHNICAL

SCHOOL	EDUCATION REPLIES	ELECTRONICS ENGINEERING		TECHNICAL INSTITUTE		AGRICULTURAL COLLEGE		ART AND DESIGN		MARITIME STUDIES		BUILDING & CONSTRUCTION		TOTAL	
		TOT	%	TOT	%	TOT	%	TOT	%	TOT	%	TOT	%	TOT	%
Furtu Selvatico, Naxxar	7		0.0		0.0	1	14.3		0.0		0.0	5	71.4	6	85.7
San Guzepp Haddiem, Marsaxlokk	2		0.0		0.0		0.0		0.0		0.0	2	100	2	100.0
Lorenzo Manche', Floriana	5		0.0		0.0		0.0		0.0		0.0	5	100	5	100.0
St Patrick's Craft Centre	0		0.0		0.0		0.0		0.0		0.0		0.0	0	0.0
TOTAL	14	0	0.0	0	0.0	1	7.1	0	0.0	0	0.0	12	85.7	13	92.9

VOCATIONAL

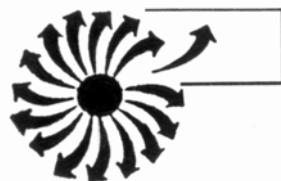
SCHOOL	EDUCATION REPLIES	MOTHER TERESA		HAIRDRESSING & BEAUTY		TOURISM STUDIES		HEALTH CARE		PRE-SCHOOL EDUCATION		TOTAL	
		TOT	%	TOT	%	TOT	%	TOT	%	TOT	%	TOT	%
Furtu Selvatico, Naxxar	7		0.0		0.0	1	14.3		0.0		0.0	1	14.3
San Guzepp Haddiem, Marsaxlokk	2		0.0		0.0		0.0		0.0		0.0	0	0.0
Lorenzo Manche', Floriana	5		0.0		0.0		0.0		0.0		0.0	0	0.0
St Patrick's Craft Centre	0		0.0		0.0		0.0		0.0		0.0	0	0.0
TOTAL	14	0	0.0	0	0.0	1	7.1	0	0.0	0	0.0	1	7.1

VII.3.3. STUDENTS' WORK OPTIONS

WORK	FURTU SELVATICO	S. GUZEPP HADDIEM	LORENZO MANCHE'	ST PATRICK'S	TOTAL	%
<i>Labourer</i>	9	8	3		20	36.4
<i>Cleaner</i>		3	1	1	5	9.1
<i>Machine Operator</i>	1	4			5	9.1
<i>Salesperson/Shop Asst.</i>	2	1		1	4	7.3
<i>Tile Layer/Plasterer</i>	1			3	4	7.3
<i>Carpenter/Joiner</i>	3				3	5.5
<i>Refuse collector</i>			2	1	3	5.5
<i>Barman</i>				2	2	3.6
<i>Handyman</i>				2	2	3.6
<i>Hawker</i>				2	2	3.6
<i>Delivery Man</i>				1	1	1.8
<i>Dish washer</i>			1		1	1.8
<i>Fisherman</i>				1	1	1.8
<i>Marble worker</i>			1		1	1.8
<i>Metal Worker</i>				1	1	1.8
<i>Unspecified</i>					0	0.0
TOTAL	16	16	8	15	55	100

VII.3.4. STUDENTS' OTHER OPTIONS

OPTION	FURTU SELVATICO	S. GUZEPP HADDIEM	LORENZO MANCHE	ST PATRICK'S	TOTAL	%
At home	4	15	5	9	33	66.0
Emigrated					0	0.0
Registering for Work	2	11	2	2	17	34.0
Others					0	0.0
TOTAL	6	26	7	11	50	100



GUIDANCE AND COUNSELLING

EDUCATION DIVISION

30th October 2002

Dear Student,

It has now been some months since you have left secondary school. Yet, we are still interested in knowing what you are doing at present, whether in a new course of study or at work. Consequently, it would be greatly appreciated if you could fill in the attached questionnaire and return it to the Guidance Teacher of your last school. Should you require any help or information do not hesitate to contact the guidance teacher at school.

Name and Surname

School (2001-2002) Form 5

1. On completion of Form V, what are you doing now? (Put a cross [x] where applicable)

studying at school working home

2. If studying, where? Please tick as appropriate.

- Gian Frangisk Abela, Junior College, Msida
- Institute of Business & Commerce, Paola (M.C.A.S.T.)
- Private Sixth Form
- Giovanni Curmi Higher Secondary School, Naxxar
- Institute of Information & Communication Technology, Paola (M.C.A.S.T.)
- Institute of Electronics Engineering, Paola (M.C.A.S.T.)
- Mikilang Sapiano, Technical Institute, Paola
- Guze Micallef, College of Agriculture, Luqa
- Institute of Art & Design, Targa Gap (M.C.A.S.T.)
- Institute of Maritime Studies, Kalkara (M.C.A.S.T.)
- Umberto Calosso, Trade School, Sta. Venera
- Institute of Building & Construction Engineering, Naxxar (M.C.A.S.T.)
- Mother Theresa College (Health Care), Msida
- C. Carbonaro, Hairdressing & Beauty Therapy, Sliema
- Institute of Tourism Studies, St Julians
- Pre-school Education Centre, Msida
- Institute of Health Care, University of Malta, Msida

3. If working, in what job?

4. If neither studying nor working, what are you doing?

TRACER STUDY 2001-2002

SCHOOL: _____ **STAMP:** _____

Number of students on roll (1/6/2002) _____

A. Students Studying

i. ACADEMIC COURSES at:

Gian Frangisk Abela Junior College _____
Institute of Business & Commerce (M.C.A.S.T.) _____
Private Sixth Form _____
Giovanni Curmi Higher Secondary _____
Institute of Information & Communication Tech. (M.C.A.S.T.) _____
Mikelang Refalo Upper Lyceum _____
Total: _____

ii. TECHNICAL COURSES at:

Institute of Electronics Engineering (M.C.A.S.T.) _____
Mikilang Sapiano Technical Institute _____
Guze Micallef College of Agriculture _____
Institute of Art & Design (M.C.A.S.T.) _____
Institute of Maritime Studies (M.C.A.S.T.) _____
Institute of Building & Construction (M.C.A.S.T.) _____
Umberto Calosso, Trade School _____
Total: _____

iii. VOCATIONAL COURSES at:

Mother Theresa College (Pre-Vocational) _____
School of Hairdressing & Beauty Therapy _____
Institute of Tourism Studies _____
Institute of Health Care (Univ. of Malta) _____
Pre-School Educ Centre, Msida _____
Total: _____

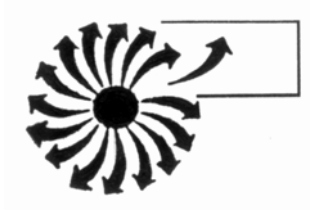
B. Students Working

Job:	Number:	
Machine Operator	_____	
Salesperson/Shop Asst.	_____	
Waiter/Waitress	_____	
Labourer	_____	
Cleaner	_____	
Chambermaid	_____	
Clerk/Secretary	_____	
Cashier	_____	
Tile Layer/Plasterer	_____	
Farmer	_____	
Hairdresser/Beautician	_____	
Carpenter/Joiner	_____	
_____	_____	
_____	_____	
_____	_____	
_____	_____	
_____	_____	
_____	_____	
_____	_____	Total: _____

C. Other Students

At Home	_____	
Emigrated	_____	
Registering for Work	_____	
Others	_____	Total: _____

Guidance Teacher/s:



GUIDANCE AND COUNSELLING
EDUCATION DIVISION

30 th October 2002

Dear Student,

It has now been some months since you have left secondary school. Yet, we are still interested in knowing what you are doing at present, whether in a new course of study or at work. Consequently, it would be greatly appreciated if you could fill in the attached questionnaire and return it to the Guidance Teacher of your last school. Should you require any help or information do not hesitate to contact the guidance teacher at school.

Name and Surname

School (2001-2002) Form 5

1. On completion of Form V, what are you doing now? (Put a cross [x] where applicable)

studying at school working home

2. If studying, where? Please tick as appropriate.

Centre for Further Studies, Victoria, Gozo

- Upper Lyceum / Higher Sec
- Prevocational School
- Technical Institute

MCAST

- Electronics Engineering
- Information & Communication Technology
- Business and Commerce

ITS

- ESTS - Hospitality

3. If working, in what job?

4. If neither studying nor working, what are you doing?