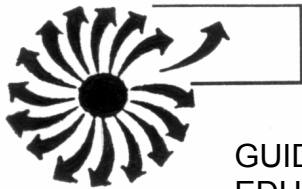


# TRACER STUDY 2006 REPORT



GUIDANCE & COUNSELLING SERVICES  
EDUCATION DIVISION  
1, St. Publius Street  
Floriana FRN 1443  
MALTA

**I. INTRODUCTION**

- Explanatory Notes
- Thanks
- Background Information
- Observations

**II. NATIONAL TABLES**

**Page**

- Total Students' Options by Sector
- Total Students' Options by Sex
- Total Students' Educational Options
- Total Students' Work Options
- Total Students' Other Options

1  
2  
3  
4  
5

**III. JUNIOR LYCEUMS**

- Total Students' Options
- Students' Educational Options
- Students' Work Options
- Students' Other Options

6  
7  
8  
8

**JUNIOR LYCEUM - FEMALES**

- Total Students' Options
- Students' Educational Options
- Students' Work Options
- Students' Other Options

9  
10  
11  
12

**JUNIOR LYCEUM - MALES**

- Total Students' Options
- Students' Educational Options
- Students' Work Options
- Students' Other Options

13  
14  
15  
16

**IV. SECONDARY SCHOOLS**

- Total Students' Options
- Students' Educational Options
- Students' Work Options
- Students' Other Options

17  
18  
19  
20

SECONDARY SCHOOLS - FEMALES

• Total Students' Options	21
• Students Educational Options	22
• Students' Work Options	24
• Students' Other Options	25

SECONDARY SCHOOL - MALES

• Total Students Options	26
• Students Educational Options	27
• Students Work Options	29
• Students Other Options	30

**V. PRIVATE SCHOOLS**

• Total Students' Options	31
• Students' Educational Options	32
• Students' Work Options	33
• Students Other Options	33

PRIVATE SCHOOLS - FEMALES

• Total Students' Options	34
• Students' Educational Options	35
• Students' Work Options	37
• Students' Other Options	38

PRIVATE SCHOOLS - MALES

• Total Students' Options	39
• Students' Educational Options	40
• Students' Work Options	42
• Students Other Options	43

PRIVATE SCHOOLS - MIXED

• Total Students' Options	44
• Students' Educational Options	45
• Students' Work Options	46
• Students' Other Options	46

**VI. OTHER SECONDARY SCHOOLS**

• Total Students' Options	47
• Students' Educational Options	48
• Students' Work Options	49
• Students' Other Options	49

**OTHER SECONDARY SCHOOLS - FEMALES**

• Total Students' Options	50
• Students' Educational Options	51
• Students' Work Options	52
• Students' Other Options	52

**OTHER SECONDARY SCHOOLS - MALES**

• Total Students' Options	53
• Students' Educational Options	54
• Students' Work Options	56
• Students' Other Options	57

**VII. SPECIAL NEEDS STUDENTS**

• Total Students' Options	58
• Total Students' Options by Sex	59
• Junior Lyceums	60
• Secondary Schools	61
• Private Schools	62
• Other Secondary Schools	64

**APPENDICES**

• Students' Data-Entry Form	
• Guidance Teachers' Data Return-Sheet	

**INTRODUCTION:**

Since 1990 the Guidance and Counselling Services have been organising a series of tracer studies - both at school and at the national level. Such research provides helpful information to educational planners as well as the personnel at the Guidance & Counselling Services. The work carried out by Guidance Teachers encouraging students to have positive approaches toward furthering their education is evident in the steady increase we have seen during the past few years in the number of students participating in post secondary courses. In this report we find 3855 young people (73.8% of the total number of students who reached school leaving age and replied to the survey) who opted to follow a course in post-secondary schools. This represents a 2.2% increase over last year.

**1. EXPLANATORY NOTES:**

1.1 All students who had completed Form V in 2006 were asked to participate in this Tracer Study, i.e. all students who were legally able to leave school on finishing the statutory school career and could opt to stay on at school or seek work. Those students who left school before doing their school-leaving examination - having been officially exempted from school on reaching their sixteenth birthday - were considered as dropouts and thus were not included in the study.

1.2 In the form sent to all school leavers, each student was asked to indicate if she/he was studying at school, working, or at home (See Appendices).

A list of all post-secondary schools, as reproduced in the appendices, was sent to all school leavers. Schools were grouped into academic, technical, or vocational courses. Each student was asked to indicate which school he/she was attending at the time of the survey, i.e. October/November 2006.

1.3 If the student declares he/she is working, a list of the ten jobs which were most popular in the 2005 Tracer Study was given. Students were asked to indicate if they were working in these or other different jobs.

1.4 The last section "Others" included those who were asked to state whether they were at home, emigrated, registering for work or any other option.

## **2. THANKS**

2.1 Thanks are due to all Guidance Teachers, Counsellors and Heads of all participating schools.

## **3. BACKGROUND INFORMATION**

3.1 The first National Tracer Study was published in October 1990. Before that various Guidance Teachers had been taking the initiative to find out what became of their students after school leaving age, and held a Tracer Study in their own particular school. In 1990 the Guidance and Counselling Services decided to incorporate the information collected from these different studies so that a national picture could be drawn up identifying national, sectorial, and school trends. All schools were invited to participate. Guidance Teachers were requested to conduct their own Tracer Study in their respective schools and then send in their data to Head Office enabling the National Tracer Study to be compiled annually, so that by comparing the different reports, trends may be easily identified.

3.2 Work on this Tracer Study started in October 2006. Forms were sent out to all Guidance Teachers to hold a Tracer Study in their respective schools. These forms were then sent to all school leavers who were asked to send them back duly filled in to their own schools. The 97% replies gathering the information needed could only have been achieved by sheer hard work on the part of the Guidance Teachers. We thank the guidance teachers for their assiduous work.

## **4. OBSERVATIONS**

4.1 Sectorial and school statistics may be easily analysed and compared after a closer look at the data tabulated below.

### **4.2 Options Mix**

4.2.1 The options mix (Education 74%, Work 13% and Others 13%) in 2006 shows a 2% increase in Education over that of the previous year (Education 72%, Work 12% and Others 17%)

4.2.2

The trends of choices established in the previous Tracer Studies, were again confirmed here. A gradual steady increase in the number of students opting to further their education has levelled out to about 72% in the last four years. Similarly students opting for work on reaching school leaving age has settled down at the 13% mark.

	Education		Work		Others	
	Total	%	Total	%	Total	%
1990	1961	56	1102	31	353	10
1991	2554	63	1081	27	479	10
1992	2653	60	1237	27	599	13
1993	2652	60	1085	25	627	14
1994	2790	61	1292	28	538	12
1995	2734	58	1318	28	643	14
1997	2787	65	861	20	616	15
1998	3189	67	903	19	698	15
1999	3496	66	961	18	845	16
2000	3369	65	957	19	852	17
2001	3392	67	830	17	818	16
2002	3491	69	782	16	774	15
2003	3583	69	737	14	874	17
2004	3727	71	732	14	796	15
2005	3812	72	629	12	883	17
2006	3855	74	668	13	699	13

**Options by Sex.**

4.3.1 Results from previous tracer studies up to 1995 showed that usually more male than female students opted to continue their education. However, this trend was reversed in 1997 when 1560 females and 1168 males opted for post-secondary courses. Numberwise, this 2006 report shows as much females as male students opting to continue their education after Form 5. Similarly, percentagewise females (at 74%) outweigh males (at 71%) in opting to continue with their schooling after Form 5.

	1990		1991		1992		1993		1994		1995		1997		1998	
	Tot.	%	Tot.	%	Tot.	%	Tot.	%	Tot.	%	Tot.	%	Tot.	%	Tot.	%
<b>MALES</b>	1027	52	1435	57	1417	65	1461	67	1498	67	1485	63	1168	60	1497	65
<b>FEMALES</b>	934	48	1108	43	1205	55	1165	56	1256	56	1206	52	1560	69	1671	68
<b>MIXED</b>					31	22	26	30	36	25	47	39	59	69	78	94
<b>TOTALS</b>	<b>1961</b>		<b>2443</b>		<b>2653</b>	<b>59</b>	<b>2652</b>	<b>61</b>	<b>2790</b>	<b>61</b>	<b>2734</b>	<b>58</b>	<b>2787</b>	<b>65</b>	<b>3246</b>	<b>67</b>

	1999		2000		2001		2002		2003		2004		2005		2006	
	Tot.	%	Tot.	%	Tot.	%	Tot.	%	Tot.	%	Tot.	%	Tot.	%	Tot.	%
<b>MALES</b>	1706	65	1616	62	1580	65	1658	64	1598	64	1701	67	1726	69	1756	71
<b>FEMALES</b>	1708	66	1634	67	1674	67	1678	74	1769	71	1789	72	1824	71	1797	74
<b>MIXED</b>	82	80	119	83	138	91	155	88	216	97	237	90	262	93	302	97
<b>TOTALS</b>	<b>3496</b>	<b>66</b>	<b>3369</b>	<b>65</b>	<b>3392</b>	<b>67</b>	<b>3491</b>	<b>69</b>	<b>3583</b>	<b>69</b>	<b>3727</b>	<b>71</b>	<b>3812</b>	<b>72</b>	<b>3855</b>	<b>74</b>



4.3.2 When comparing the choices of male and female students it is more accurate to look at percentages rather than numbers because of the different school populations. While 88% of girls in Junior Lyceums opted for post-secondary education, only 82% of boys in Junior Lyceums continued with further studies.

4.3.3 On the other hand, while the number of girls in secondary schools choosing to attend post-secondary schools stands at 205, that for boys was 254. However, percentagewise (at 35%) females in secondary schools equals (at 35%) that for males in secondary schools.

4.3.4 Post Secondary courses.

Table II.3 shows that 83% of the students opting for Post Secondary Courses chose the academic stream joining courses at the Junior College, the Institute of Business & Commerce, Giovanni Curmi Higher Secondary, the Institute of Information & Communication, M.A.Refalo Complex, and Private Sixth Forms. Only 11% of the students opted to join the technical stream, while 6 % chose vocational courses.

4.3.5 Work Options

A total of 668 students opted to start work on completing their Secondary School Education. This represents 12% of the female and 15% of the male secondary school population.

Similar to previous Tracer Studies the majority of school leavers opting for work found jobs as salespersons / shop assistants (165 students), waitresses / waiters (78), machine operators (65) and labourers (51). A considerable number are working as cleaners and masons/construction (39 in each type). It is interesting to note a repetition of the pattern found in previous Tracer Studies.

4.3.6 "Other" Options

A total of 699 students (13%) stated they were neither following a post-secondary course nor working. This represents a decrease from that of the previous year at 883 students, i.e. 17%.

#### 4.4 Options Mix by Sector.

There is a very big variation between the choices of students from the different sectors. A good number of students from Junior Lyceums and Private Schools opted for post-secondary courses ( 85% of the Junior Lyceum students and 93% of students from Private Schools), while only 35% of the students from Secondary Schools made the same choice. This is counter-balanced when we look at the work options: 6% of Junior Lyceum students and 3% of Private School students against 35% of secondary school students found work on leaving school after completing Form V. This pattern is repeated when we consider the 'Others' options.

22 students from Other Secondary Schools managed to make it into the post-secondary, with the greater majority, (17), opting for the technical sector. 31% of students from this sector found work on reaching school leaving age, whilst 49% are either at home or registering for work.

#### 5.1 Special Needs Students.

This section is included by way of an addendum since the data tabulated here is already included in the other sections forming the main body of this report. We should also note that the students considered are those included in mainstream classes in normal schools, and in no way considers those attending special schools.

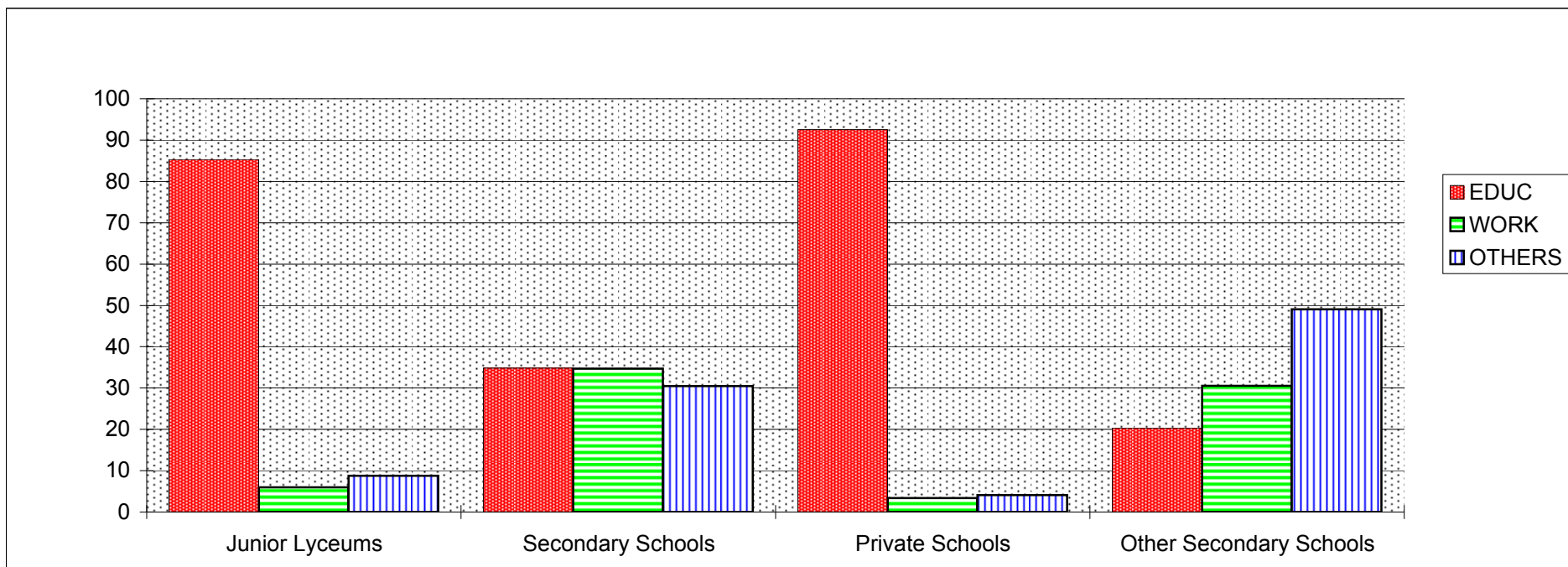
As in the previous year, only one special needs student was reported in the Junior Lyceums. The Private Schools sector accounted for more than half the total of special needs students (32 students out of a total of 59). This is in sharp contrast with that reported in the previous year where there were only 7 special needs students attending Private Schools. Almost one third of the total number of special needs students attended Secondary Schools.

With regards to gender mix, there were more males (33) than females (25). The number of special needs students who continued with further education was twice as many males (16) than females (9).

## II. NATIONAL TABLES

### II.1. TOTAL STUDENTS OPTIONS BY SECTOR

SECTOR	POPULATION	REPLIES		EDUCATION		WORK		OTHERS	
		TOT	%	TOT	%	TOT	%	TOT	%
Junior Lyceums	1951	1930	98.9	1646	85.3	115	6.0	169	8.8
Secondary Schools	1470	1317	89.6	459	34.9	457	34.7	401	30.4
Private Schools	1874	1867	99.6	1728	92.6	63	3.4	76	4.1
Other Secondary Schools	109	108	99.1	22	20.4	33	30.6	53	49.1
<b>TOTAL</b>	<b>5404</b>	<b>5222</b>	<b>96.6</b>	<b>3855</b>	<b>73.8</b>	<b>668</b>	<b>12.8</b>	<b>699</b>	<b>13.4</b>



## II.2. TOTAL STUDENTS' OPTIONS BY SEX

### FEMALES

SECTOR	POPULATION	REPLIES		EDUCATION		WORK		OTHERS	
		TOT	%	TOT	%	TOT	%	TOT	%
Junior Lyceums	1122	1116	99.5	978	87.6	57	5.1	81	7.3
Secondary Schools	670	582	86.9	205	35.2	180	30.9	197	33.8
Private Schools	689	684	99.3	611	89.3	29	4.2	44	6.4
Other Secondary Schools	36	36	100	3	8.3	11	30.6	22	61.1
<b>TOTAL</b>	<b>2517</b>	<b>2418</b>	<b>96.1</b>	<b>1797</b>	<b>74.3</b>	<b>277</b>	<b>11.5</b>	<b>344</b>	<b>14.2</b>

### MALES

SECTOR	POPULATION	REPLIES		EDUCATION		WORK		OTHERS	
		TOT	%	TOT	%	TOT	%	TOT	%
Junior Lyceums	829	814	98.2	668	82.1	58	7.1	88	10.8
Secondary Schools	800	735	91.9	254	34.6	277	37.7	204	27.8
Private Schools	872	870	99.8	815	93.7	26	3.0	29	3.3
Other Secondary Schools	73	72	98.6	19	26.4	22	30.6	31	43.1
<b>TOTAL</b>	<b>2574</b>	<b>2491</b>	<b>96.8</b>	<b>1756</b>	<b>70.5</b>	<b>383</b>	<b>15.4</b>	<b>352</b>	<b>14.1</b>

### MIXED

SECTOR	POPULATION	REPLIES		EDUCATION		WORK		OTHERS	
		TOT	%	TOT	%	TOT	%	TOT	%
Private Schools Mixed	313	313	100	302	96.5	8	2.6	3	1.0

## II.3. TOTAL STUDENTS' EDUCATIONAL OPTIONS

### ACADEMIC

SECTOR	EDUCATION REPLIES	JUNIOR COLLEGE		BUSINESS & COMMERCE		PRIVATE SIXTH FORM		HIGHER SECONDARY		INFORMATION & COMMUNICATION		M'ANG REFALO		TOTAL	
		TOT	%	TOT	%	TOT	%	TOT	%	TOT	%	TOT	%	TOT	%
Junior Lyceums	1646	697	42.3	95	5.8	32	1.9	288	17.5	72	4.4	178	10.8	1362	82.7
Secondary Schools	459	20	4.4	30	6.5	2	0.4	126	27.5	29	6.3	16	3.5	223	48.6
Private Schools	1728	837	48.4	43	2.5	333	19.3	299	17.3	45	2.6	50	2.9	1607	93.0
Other Secondary Schools	22	0	0.0	0	0.0	0	0.0	0	0.0	1	4.5	0	0.0	1	4.5
<b>TOTAL</b>	<b>3855</b>	<b>1554</b>	<b>40.3</b>	<b>168</b>	<b>4.4</b>	<b>367</b>	<b>9.5</b>	<b>713</b>	<b>18.5</b>	<b>147</b>	<b>3.8</b>	<b>244</b>	<b>6.3</b>	<b>3193</b>	<b>82.8</b>

### TECHNICAL

SECTOR	EDUCATION REPLIES	ELECTRONICS ENGINEERING		MECHANICAL ENGINEERING		AGRI- BUSINESS		MARITIME STUDIES		BUILDING & CONSTRUCTION		MCAST GOZO		TOTAL	
		TOT	%	TOT	%	TOT	%	TOT	%	TOT	%	TOT	%	TOT	%
Junior Lyceums	1646	53	3.2	42	2.6	4	0.2	7	0.4	38	2.3	29	1.8	173	10.5
Secondary Schools	459	17	3.7	13	2.8	8	1.7	0	0.0	90	19.6	31	6.8	159	34.6
Private Schools	1728	22	1.3	23	1.3	4	0.2	6	0.3	8	0.5	5	0.3	68	3.9
Other Secondary Schools	22	0	0.0	1	4.5	0	0.0	0	0.0	16	72.7	0	0.0	17	77.3
<b>TOTAL</b>	<b>3855</b>	<b>92</b>	<b>2.4</b>	<b>79</b>	<b>2.0</b>	<b>16</b>	<b>0.4</b>	<b>13</b>	<b>0.3</b>	<b>152</b>	<b>3.9</b>	<b>65</b>	<b>1.7</b>	<b>417</b>	<b>10.8</b>

### VOCATIONAL

SECTOR	EDUCATION REPLIES	COMMUNITY SERVICES		ART AND DESIGN		TOURISM STUDIES		HEALTH CARE		TOTAL	
		TOT	%	TOT	%	TOT	%	TOT	%	TOT	%
Junior Lyceums	1646	43	2.6	32	1.9	36	2.2	0	0.0	111	6.7
Secondary Schools	459	24	5.2	10	2.2	43	9.4	0	0.0	77	16.8
Private Schools	1728	11	0.6	14	0.8	21	1.2	4	0.2	50	2.9
Other Secondary Schools	22	0	0.0	3	13.6	1	4.5	0	0.0	4	18.2
<b>TOTAL</b>	<b>3855</b>	<b>78</b>	<b>2.0</b>	<b>59</b>	<b>1.5</b>	<b>101</b>	<b>2.6</b>	<b>4</b>	<b>0.1</b>	<b>242</b>	<b>6.3</b>

## II.4. TOTAL STUDENTS WORK OPTIONS

WORK	JUNIOR LYCEUMS	SECONDARY SCHOOLS	PRIVATE SCHOOLS	OTHER SECONDARIES	TOTAL	%
Salesperson/Shop Asst.	36	106	20	3	165	24.7
Waitress/Waiter	15	55	8		78	11.7
Machine Operator	9	55	1		65	9.7
Labourer	13	27		11	51	7.6
Cleaner	4	26		9	39	5.8
Mason/Construction	3	31	1	3	38	5.7
Tile Layer/Plasterer	2	25		1	28	4.2
Caterer/Confectioner	5	12	4	3	24	3.6
Chambermaid		19		1	20	3.0
Hairdresser/Beautician	3	10	6		19	2.8
Agriculture/Farmer/Gardener	2	8	1		11	1.6
Laundry Attendant		4	1	2	7	1.0
Bus Dispatcher/Conductor		6			6	0.9
Clerk/Secretary	3	1	2		6	0.9
Delivery Man		6			6	0.9
Electrician Asst.	2	3			5	0.7
Staker / Packer		5			5	0.7
Barman	1	2			3	0.4
Carpenter		3			3	0.4
Cashier		3			3	0.4
Kitchen Hand	2	1			3	0.4
Mechanic	1	2			3	0.4
Nail Technician		3			3	0.4
Private Tuition		3			3	0.4
Receptionist		1	2		3	0.4
Refuse Collector		3			3	0.4

Please note that the jobs listed here are the students' perception of the job they were in. ( Please refer to question 3 in Students' Data Entry-Form, given in Appendices). It doesn't reflect in any way on their being qualified or otherwise for the job.

Transport/Driver	2	1			3	0.4
Butcher		2			2	0.3
Electronics Technician	2				2	0.3
Fisherman/Fish Farmer	2				2	0.3
Horse Cab Driver		2			2	0.3
Blacksmith		1			1	0.1
Book Binder		1			1	0.1
Chef		1			1	0.1
Child Carer	1				1	0.1
Computer Programmer		1			1	0.1
Entertainer		1			1	0.1
Florist		1			1	0.1
Funeral Services		1			1	0.1
Hawker		1			1	0.1
Health Assistant		1			1	0.1
Hotel maintenance		1			1	0.1
Painter		1			1	0.1
Panel Beater			1		1	0.1
Porter	1				1	0.1
Sacristan		1			1	0.1
Store Keeper		1			1	0.1
Telephone operator		1			1	0.1
Welder		1			1	0.1
Unspecified	6	17	16		39	5.8
<b>TOTAL</b>	<b>115</b>	<b>457</b>	<b>63</b>	<b>33</b>	<b>668</b>	<b>100</b>

**II.5. TOTAL STUDENTS "OTHER" OPTIONS**

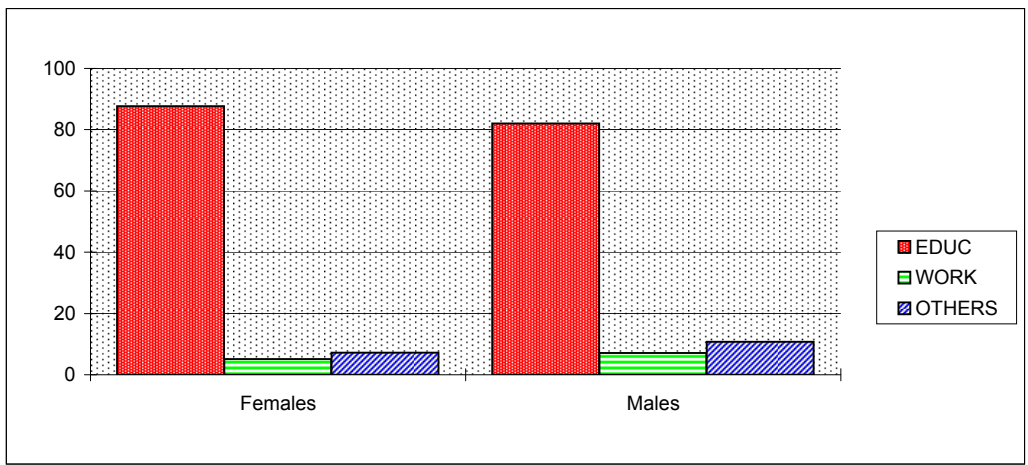
<b>OPTION</b>	<b>JUNIOR LYCEUMS</b>	<b>SECONDARY SCHOOLS</b>	<b>PRIVATE SCHOOLS</b>	<b>OTHER SECONDARIES</b>	<b>TOTAL</b>	<b>%</b>
At home	113	268	38	30	<b>449</b>	<b>64.2</b>
Emigrated	5	6	10	0	<b>21</b>	<b>3.0</b>
Registering for work	6	97	7	19	<b>129</b>	<b>18.5</b>
Others	45	30	21	4	<b>100</b>	<b>14.3</b>
<b>TOTAL</b>	<b>169</b>	<b>401</b>	<b>76</b>	<b>53</b>	<b>699</b>	<b>100</b>



**III. JUNIOR LYCEUMS**

**III.1.1 TOTAL STUDENTS' OPTIONS**

CATEGORY	POPULATION	REPLIES		EDUCATION		WORK		OTHERS	
		TOT	%	TOT	%	TOT	%	TOT	%
FEMALES	1122	1116	99.5	978	87.6	57	5.1	81	7.3
MALES	829	814	98.2	668	82.1	58	7.1	88	10.8
<b>TOTAL</b>	<b>1951</b>	<b>1930</b>	<b>98.9</b>	<b>1646</b>	<b>85.3</b>	<b>115</b>	<b>6.0</b>	<b>169</b>	<b>8.8</b>



### III.1.2. STUDENTS' EDUCATIONAL OPTIONS

#### ACADEMIC

CATEGORY	EDUCATION REPLIES	JUNIOR COLLEGE		BUSINESS & COMMERCE		PRIVATE SIXTH FORM		HIGHER SECONDARY		INFORMATION & COMMUNICATION		M'ANG REFALO		TOTAL	
		TOT	%	TOT	%	TOT	%	TOT	%	TOT	%	TOT	%	TOT	%
FEMALES	978	496	50.7	59	6.0	24	2.5	164	16.8	19	1.9	140	14.3	902	92.2
MALES	668	201	30.1	36	5.4	8	1.2	124	18.6	53	7.9	38	5.7	460	68.9
<b>TOTAL</b>	<b>1646</b>	<b>697</b>	<b>42.3</b>	<b>95</b>	<b>5.8</b>	<b>32</b>	<b>1.9</b>	<b>288</b>	<b>17.5</b>	<b>72</b>	<b>4.4</b>	<b>178</b>	<b>10.8</b>	<b>1362</b>	<b>82.7</b>

#### TECHNICAL

	EDUCATION REPLIES	ELECTRONICS ENGINEERING		MECHANICAL ENGINEERING		AGRI- BUSINESS		MARITIME STUDIES		BUILDING & CONSTRUCTION		MCAST GOZO		TOTAL	
		TOT	%	TOT	%	TOT	%	TOT	%	TOT	%	TOT	%	TOT	%
FEMALES	978	2	0.2	0	0.0	2	0.2	1	0.1	1	0.1	12	1.2	18	1.8
MALES	668	51	7.6	42	6.3	2	0.3	6	0.9	37	5.5	17	2.5	155	23.2
<b>TOTAL</b>	<b>1646</b>	<b>53</b>	<b>3.2</b>	<b>42</b>	<b>2.6</b>	<b>4</b>	<b>0.2</b>	<b>7</b>	<b>0.4</b>	<b>38</b>	<b>2.3</b>	<b>29</b>	<b>1.8</b>	<b>173</b>	<b>10.5</b>

#### VOCATIONAL

	EDUCATION REPLIES	COMMUNITY SERVICES		ART AND DESIGN		TOURISM STUDIES		HEALTH CARE		TOTAL	
		TOT	%	TOT	%	TOT	%	TOT	%	TOT	%
FEMALES	978	34	3.5	16	1.6	8	0.8	0	0.0	58	5.9
MALES	668	9	1.3	16	2.4	28	4.2	0	0.0	53	7.9
<b>TOTAL</b>	<b>1646</b>	<b>43</b>	<b>2.6</b>	<b>32</b>	<b>1.9</b>	<b>36</b>	<b>2.2</b>	<b>0</b>	<b>0.0</b>	<b>111</b>	<b>6.7</b>

### III.1.3. STUDENTS' WORK OPTIONS

	FEMALES	MALES	TOTAL	%
Salesperson/Shop Asst.	23	13	36	31.3
Waitress/ Waiter	8	7	15	13.0
Labourer		13	13	11.3
Machine Operator	7	2	9	7.8
Caterer/Confectioner	2	3	5	4.3
Cleaner	3	1	4	3.5
Clerk/Secretary	3		3	2.6
Hairdresser/Beautician	2	1	3	2.6
Mason/Construction		3	3	2.6
Agriculture/Farmer		2	2	1.7
Electrician		2	2	1.7
Electronics Technician	2		2	1.7
Fisherman/Fish Farmer		2	2	1.7
Kitchen Hand		2	2	1.7
Tile Layer/Plasterer		2	2	1.7
Transport		2	2	1.7
Barman		1	1	0.9
Child Carer	1		1	0.9
Mechanic		1	1	0.9
Porter		1	1	0.9
Unspecified	6		6	5.2
<b>TOTAL</b>	<b>57</b>	<b>58</b>	<b>115</b>	<b>100</b>

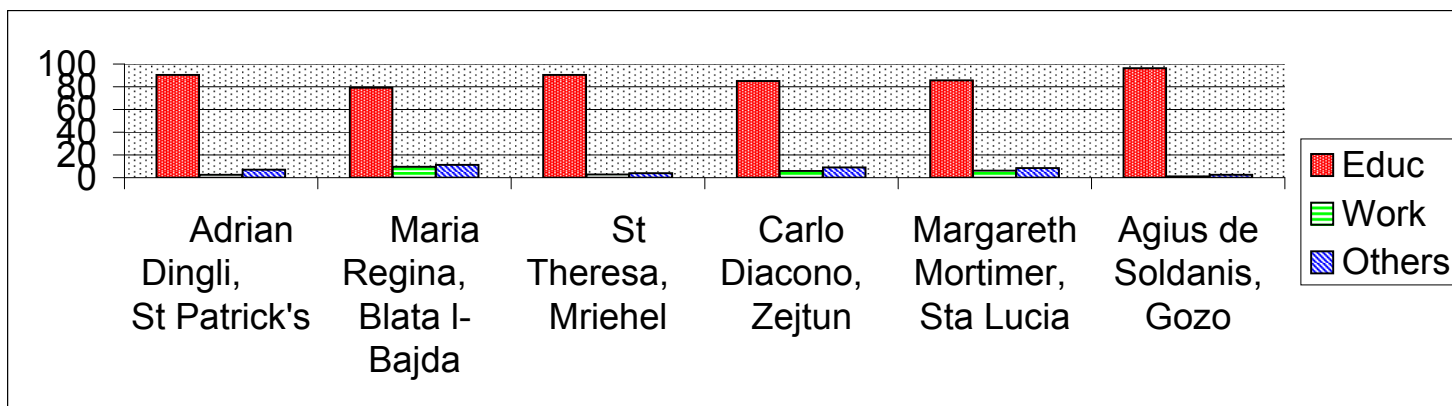
### III.1.4. STUDENTS' "OTHER" OPTIONS

	FEMALES	MALES	TOTAL	%
At home	58	55	113	66.9
Emigrated	4	1	5	3.0
Registering for Work	1	5	6	3.6
Others	18	27	45	26.6
<b>TOTAL</b>	<b>81</b>	<b>88</b>	<b>169</b>	<b>100</b>

### III.2. JUNIOR LYCEUMS - FEMALES

#### III.2.1. TOTAL STUDENTS' OPTIONS

SCHOOL	POPULATION	REPLIES		EDUCATION		WORK		OTHERS	
		TOT	%	TOT	%	TOT	%	TOT	%
Adrian Dingli, St Patrick's	115	115	100	104	90.4	3	2.6	8	7.0
Maria Regina, Blata I-Bajda	206	206	100	163	79.1	20	9.7	23	11.2
St Theresa, Mriehel	206	200	97.1	186	90.3	6	2.9	8	3.9
Carlo Diacono, Zejtun	221	221	100	188	85.1	13	5.9	20	9.0
Margareth Mortimer, Sta Lucia	214	214	100	183	85.5	13	6.1	18	8.4
Agius de Soldanis, Gozo	160	160	100	154	96.3	2	1.3	4	2.5
<b>TOTAL</b>	<b>1122</b>	<b>1116</b>	<b>99.5</b>	<b>978</b>	<b>87.6</b>	<b>57</b>	<b>5.1</b>	<b>81</b>	<b>7.3</b>



### III.2.2. STUDENTS' EDUCATIONAL OPTIONS

#### ACADEMIC

SCHOOL	EDUCATION REPLIES	JUNIOR COLLEGE		BUSINESS & COMMERCE		PRIVATE SIXTH FORM		HIGHER SECONDARY		INFORMATION & COMMUNICATION		M'ANG REFALO		TOTAL	
		TOT	%	TOT	%	TOT	%	TOT	%	TOT	%	TOT	%	TOT	%
Adrian Dingli, St Patrick's	104	61	58.7	4	3.8	2	1.9	32	30.8	2	1.9		0.0	101	97.1
Maria Regina, Blata l-Bajda	163	92	56.4	15	9.2	6	3.7	32	19.6	4	2.5		0.0	149	91.4
St Theresa, Mriehel	186	118	63.4	7	3.8	3	1.6	43	23.1	2	1.1		0.0	173	93.0
Carlo Diacono, Zejtun	188	117	62.2	22	11.7	4	2.1	25	13.3	5	2.7		0.0	173	92.0
Margareth Mortimer, Sta Lucia	183	108	59.0	11	6.0	9	4.9	32	17.5	6	3.3		0.0	166	90.7
Agius de Soldanis, Gozo	154		0.0		0.0		0.0		0.0		0.0	140	90.9	140	90.9
<b>TOTAL</b>	<b>978</b>	<b>496</b>	<b>50.7</b>	<b>59</b>	<b>6.0</b>	<b>24</b>	<b>2.5</b>	<b>164</b>	<b>16.8</b>	<b>19</b>	<b>1.9</b>	<b>140</b>	<b>14.3</b>	<b>902</b>	<b>92.2</b>

#### TECHNICAL

SCHOOL	EDUCATION REPLIES	ELECTRONICS ENGINEERING		MECHANICAL ENGINEERING		AGRI- BUSINESS		MARITIME STUDIES		BUILDING & CONSTRUCTION		MCAST GOZO		TOTAL	
		TOT	%	TOT	%	TOT	%	TOT	%	TOT	%	TOT	%	TOT	%
Adrian Dingli, St Patrick's	104		0.0		0.0		0.0		0.0		0.0		0.0	0	0.0
Maria Regina, Blata l-Bajda	163		0.0		0.0		0.0		0.0		0.0		0.0	0	0.0
St Theresa, Mriehel	186		0.0		0.0	1	0.5	1	0.5		0.0		0.0	2	1.1
Carlo Diacono, Zejtun	188	1	0.5		0.0	1	0.5		0.0		0.0		0.0	2	1.1
Margareth Mortimer, Sta Lucia	183	1	0.5		0.0		0.0		0.0	1	0.5		0.0	2	1.1
Agius de Soldanis, Gozo	154		0.0		0.0		0.0		0.0		0.0	12	7.8	12	7.8
<b>TOTAL</b>	<b>978</b>	<b>2</b>	<b>0.2</b>	<b>0</b>	<b>0.0</b>	<b>2</b>	<b>0.2</b>	<b>1</b>	<b>0.1</b>	<b>1</b>	<b>0.1</b>	<b>12</b>	<b>1.2</b>	<b>18</b>	<b>1.8</b>

#### VOCATIONAL

SCHOOL	EDUCATION REPLIES	COMMUNITY SERVICES		ART AND DESIGN		TOURISM STUDIES		HEALTH CARE		TOTAL	
		TOT	%	TOT	%	TOT	%	TOT	%	TOT	%
Adrian Dingli, St Patrick's	104	3	2.9		0.0		0.0		0.0	3	2.9
Maria Regina, Blata l-Bajda	163	7	4.3	4	2.5	3	1.8		0.0	14	8.6
St Theresa, Mriehel	186	5	2.7	6	3.2		0.0		0.0	11	5.9
Carlo Diacono, Zejtun	188	7	3.7	5	2.7	1	0.5		0.0	13	6.9
Margareth Mortimer, Sta Lucia	183	12	6.6	1	0.5	2	1.1		0.0	15	8.2
Agius de Soldanis, Gozo	154		0.0		0.0	2	1.3		0.0	2	1.3
<b>TOTAL</b>	<b>978</b>	<b>34</b>	<b>3.5</b>	<b>16</b>	<b>1.6</b>	<b>8</b>	<b>0.8</b>	<b>0</b>	<b>0.0</b>	<b>58</b>	<b>5.9</b>

### III.2.2.3. STUDENTS' WORK OPTIONS

WORK	SIR ADRIAN DINGLI	MARIA REGINA	ST THERESA	CARLO DIACONO	MARGARETH MORTIMER	AGIUS DE SOLDANIS	TOTAL	%
Salesperson/Shop Asst.	3	16		4			23	40.4
Waitress		2			6		8	14.0
Machine Operator				4	3		7	12.3
Cleaner					3		3	5.3
Clerk/Secretary					1	2	3	5.3
Caterer/Confectioner				2			2	3.5
Electronics Technician				2			2	3.5
Hairdresser/Beautician		2					2	3.5
Child Carer				1			1	1.8
Unspecified			6				6	10.5
<b>TOTAL</b>	<b>3</b>	<b>20</b>	<b>6</b>	<b>13</b>	<b>13</b>	<b>2</b>	<b>57</b>	<b>100</b>

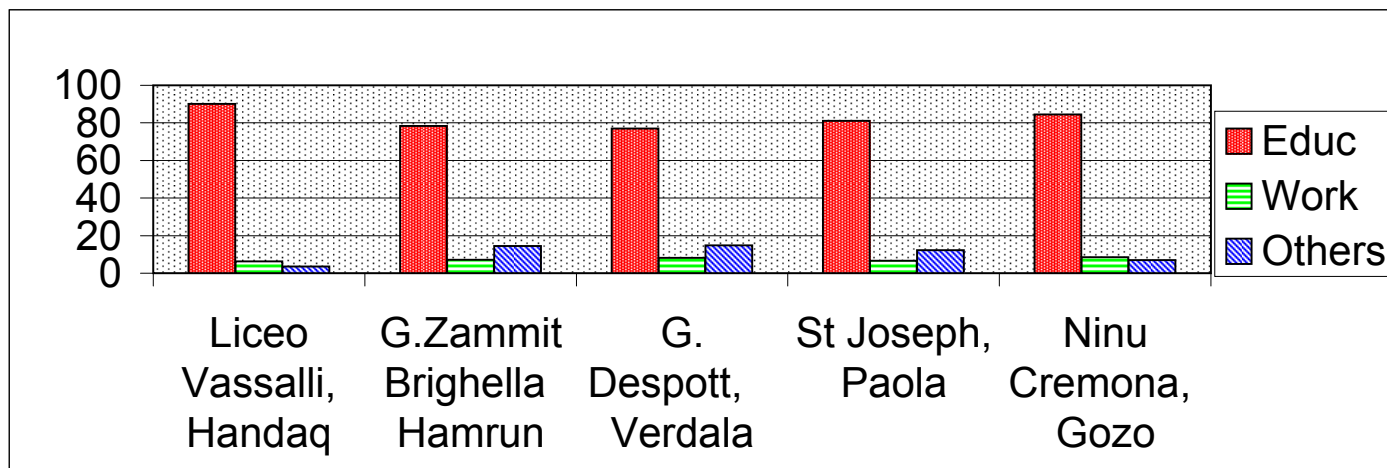
### III.2.2.4. STUDENTS' OTHER OPTIONS

OPTION	SIR ADRIAN DINGLI	MARIA REGINA	ST THERESA	CARLO DIACONO	MARGARETH MORTIMER	AGIUS DE SOLDANIS	TOTAL	%
At home	6	11	6	14	18	3	58	71.6
Emigrated		2	2				4	4.9
Registering for Work						1	1	1.2
Others	2	10		6			18	22.2
<b>TOTAL</b>	<b>8</b>	<b>23</b>	<b>8</b>	<b>20</b>	<b>18</b>	<b>4</b>	<b>81</b>	<b>100</b>

### III.3. JUNIOR LYCEUMS - MALES

#### III.3.1. TOTAL STUDENTS' OPTIONS

SCHOOL	POPULATION	REPLIES		EDUCATION		WORK		OTHERS	
		TOT	%	TOT	%	TOT	%	TOT	%
Liceo Vassalli, Handaq	196	192	98.0	173	90.1	12	6.3	7	3.6
G. Zammit Brighella, Hamrun	255	250	98.0	196	78.4	18	7.2	36	14.4
G. Despott, Verdala	122	122	100	94	77.0	10	8.2	18	14.8
St Joseph, Paola	185	179	96.8	145	81.0	12	6.7	22	12.3
Ninu Cremona, Gozo	71	71	100	60	84.5	6	8.5	5	7.0
<b>TOTAL</b>	<b>829</b>	<b>814</b>	<b>98.2</b>	<b>668</b>	<b>82.1</b>	<b>58</b>	<b>7.1</b>	<b>88</b>	<b>10.8</b>



### III.3.2. STUDENTS' EDUCATIONAL OPTIONS

#### ACADEMIC

SCHOOL	EDUCATION REPLIES	JUNIOR COLLEGE		BUSINESS & COMMERCE		PRIVATE SIXTH FORM		HIGHER SECONDARY		INFORMATION & COMMUNICATION		M'ANG REFALO		TOTAL	
		TOT	%	TOT	%	TOT	%	TOT	%	TOT	%	TOT	%	TOT	%
Liceo Vassalli, Handaq	173	57	32.9	10	5.8	4	2.3	38	22.0	15	8.7		0.0	124	71.7
G. Zammit Brighella, Hamrun	196	68	34.7	2	1.0	2	1.0	54	27.6	16	8.2		0.0	142	72.4
G. Despott, Verdala	94	27	28.7	11	11.7	2	2.1	8	8.5	12	12.8		0.0	60	63.8
St Joseph, Paola	145	49	33.8	13	9.0		0.0	23	15.9	10	6.9		0.0	95	65.5
Ninu Cremona, Gozo	60		0.0		0.0		0.0	1	1.7		0.0	38	63.3	39	65.0
<b>TOTAL</b>	<b>668</b>	<b>201</b>	<b>30.1</b>	<b>36</b>	<b>5.4</b>	<b>8</b>	<b>1.2</b>	<b>124</b>	<b>18.6</b>	<b>53</b>	<b>7.9</b>	<b>38</b>	<b>5.7</b>	<b>460</b>	<b>68.9</b>

#### TECHNICAL

SCHOOL	EDUCATION REPLIES	ELECTRONICS ENGINEERING		MECHANICAL ENGINEERING		AGRI- BUSINESS		MARITIME STUDIES		BUILDING & CONSTRUCTION		MCAST GOZO		TOTAL	
		TOT	%	TOT	%	TOT	%	TOT	%	TOT	%	TOT	%	TOT	%
Liceo Vassalli, Handaq	173	8	4.6	10	5.8	1	0.6	1	0.6	18	10.4		0.0	38	22.0
G. Zammit Brighella, Hamrun	196	10	5.1	14	7.1		0.0	3	1.5	10	5.1		0.0	37	18.9
G. Despott, Verdala	94	13	13.8	5	5.3	1	1.1	1	1.1	5	5.3		0.0	25	26.6
St Joseph, Paola	145	20	13.8	13	9.0		0.0	1	0.7	4	2.8		0.0	38	26.2
Ninu Cremona, Gozo	60		0.0		0.0		0.0		0.0		0.0	17	28.3	17	28.3
<b>TOTAL</b>	<b>668</b>	<b>51</b>	<b>7.6</b>	<b>42</b>	<b>6.3</b>	<b>2</b>	<b>0.3</b>	<b>6</b>	<b>0.9</b>	<b>37</b>	<b>5.5</b>	<b>17</b>	<b>2.5</b>	<b>155</b>	<b>23.2</b>

#### VOCATIONAL

SCHOOL	EDUCATION REPLIES	COMMUNITY SERVICES		ART AND DESIGN		TOURISM STUDIES		HEALTH CARE		TOTAL	
		TOT	%	TOT	%	TOT	%	TOT	%	TOT	%
Liceo Vassalli, Handaq	173	4	2.3	4	2.3	3	1.7		0.0	11	6.4
G. Zammit Brighella, Hamrun	196	2	1.0	5	2.6	10	5.1		0.0	17	8.7
G. Despott, Verdala	94		0.0	5	5.3	4	4.3		0.0	9	9.6
St Joseph, Paola	145	3	2.1	2	1.4	7	4.8		0.0	12	8.3
Ninu Cremona, Gozo	60		0.0		0.0	4	6.7		0.0	4	6.7
<b>TOTAL</b>	<b>668</b>	<b>9</b>	<b>1.3</b>	<b>16</b>	<b>2.4</b>	<b>28</b>	<b>4.2</b>	<b>0</b>	<b>0.0</b>	<b>53</b>	<b>7.9</b>



### III.3.3. STUDENTS' WORK OPTIONS

WORK	LICEO VASSALLI	DUN GUZEPP ZAMMIT	GUZEPPI DESPOTT	ST JOSEPH	NINU CREMONA	TOTAL	%
<i>Labourer</i>		3	2	4	4	13	22.4
<i>Salesperson/Shop Asst.</i>	2	4	3	2	2	13	22.4
<i>Waiter</i>		3	2	2		7	12.1
<i>Caterer/Confectioner</i>	2			1		3	5.2
<i>Mason/Construction</i>	2			1		3	5.2
<i>Agriculture/Farmer</i>	1	1				2	3.4
<i>Electrician</i>		2				2	3.4
<i>Fisherman/Fish Farmer</i>	1		1			2	3.4
<i>Kitchen Hand</i>		2				2	3.4
<i>Machine Operator</i>				2		2	3.4
<i>Tile Layer/Plasterer</i>	1		1			2	3.4
<i>Transport</i>	2					2	3.4
<i>Barman</i>		1				1	1.7
<i>Cleaner</i>	1					1	1.7
<i>Hairdresser/Beautician</i>			1			1	1.7
<i>Mechanic</i>		1				1	1.7
<i>Porter</i>		1				1	1.7
<i>Unspecified</i>						0	0.0
<b>TOTAL</b>	<b>12</b>	<b>18</b>	<b>10</b>	<b>12</b>	<b>6</b>	<b>58</b>	<b>100</b>

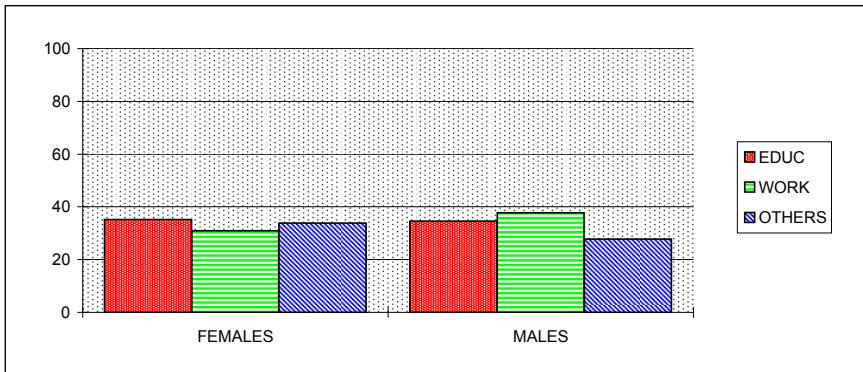
### III.3.4. STUDENTS' "OTHER" OPTIONS

OPTION	LICEO VASSALLI	DUN GUZEPP ZAMMIT	GUZEPPI DESPOTT	ST JOSEPH	NINU CREMONA	TOTAL	%
At home	7	18	8	17	5	55	62.5
Emigrated				1		1	1.1
Registering for Work		1		4		5	5.7
Others		17	10			27	30.7
<b>TOTAL</b>	<b>7</b>	<b>36</b>	<b>18</b>	<b>22</b>	<b>5</b>	<b>88</b>	<b>100</b>

**IV. SECONDARY SCHOOLS**

**IV.1.1. TOTAL STUDENTS' OPTIONS**

	POPULATION	REPLIES		EDUCATION		WORK		OTHERS	
		TOT	%	TOT	%	TOT	%	TOT	%
FEMALES	670	582	86.9	205	35.2	180	30.9	197	33.8
MALES	800	735	91.9	254	34.6	277	37.7	204	27.8
<b>TOTAL</b>	<b>1470</b>	<b>1317</b>	<b>89.6</b>	<b>459</b>	<b>34.9</b>	<b>457</b>	<b>34.7</b>	<b>401</b>	<b>30.4</b>



IV.1.2. STUDENTS' EDUCATIONAL OPTIONS

ACADEMIC

	EDUCATION REPLIES	JUNIOR COLLEGE		BUSINESS & COMMERCE		PRIVATE SIXTH FORM		HIGHER SECONDARY		INFORMATION & COMMUNICATION		M'ANG REFALO		TOTAL	
		TOT	%	TOT	%	TOT	%	TOT	%	TOT	%	TOT	%	TOT	%
FEMALES	205	18	8.8	25	12.2	2	1.0	80	39.0	6	2.9	16	7.8	147	71.7
MALES	254	2	0.8	5	2.0	0	0.0	46	18.1	23	9.1	0	0.0	76	29.9
TOTAL	459	20	4.4	30	6.5	2	0.4	126	27.5	29	6.3	16	3.5	223	48.6

TECHNICAL

	EDUCATION REPLIES	ELECTRONICS ENGINEERING		MECHANICAL ENGINEERING		AGRI- BUSINESS		MARITIME STUDIES		BUILDING & CONSTRUCTION		MCAST GOZO		TOTAL	
		TOT	%	TOT	%	TOT	%	TOT	%	TOT	%	TOT	%	TOT	%
FEMALES	205	3	1.5	0	0.0	2	1.0	0	0.0	2	1.0	13	6.3	20	9.8
MALES	254	14	5.5	13	5.1	6	2.4	0	0.0	88	34.6	18	7.1	139	54.7
TOTAL	459	17	3.7	13	2.8	8	1.7	0	0.0	90	19.6	31	6.8	159	34.6

VOCATIONAL

	EDUCATION REPLIES	COMMUNITY SERVICES		ART AND DESIGN		TOURISM STUDIES		HEALTH CARE		TOTAL	
		TOT	%	TOT	%	TOT	%	TOT	%	TOT	%
FEMALES	205	22	10.7	5	2.4	11	5.4	0	0.0	38	18.5
MALES	254	2	0.8	5	2.0	32	12.6	0	0.0	39	15.4
TOTAL	459	24	5.2	10	2.2	43	9.4	0	0.0	77	16.8

IV.1.3. STUDENTS' WORK OPTIONS

WORK	FEMALES	MALES	TOTAL	%
Salesperson/Shop Asst.	61	45	106	23.2
Machine Operator	30	16	55	12.0
Waiter/Waitress	25	30	55	12.0
Mason/Construction		31	31	6.8
Labourer		27	27	5.9
Cleaner	15	11	26	5.7
Tile Layer/Plasterer		25	25	5.5
Chambermaid	10		19	4.2
Caterer/Confectioner	2	10	12	2.6
Hairdresser/Beautician	9	1	10	2.2
Farmer/Gardener		8	8	1.8
Bus Dispatcher/Conductor		6	6	1.3
Delivery Man		6	6	1.3
Staker / Packer		5	5	1.1
Laundry Attendant	2	2	4	0.9
Carpenter		3	3	0.7
Cashier	2	1	3	0.7
Electrician Asst.		3	3	0.7
Nail Technician	3		3	0.7
Private Tuition		3	3	0.7
Refuse Collector		3	3	0.7
Barman		2	2	0.4
Butcher		2	2	0.4
Horse Cab Driver		2	2	0.4
Mechanic		2	2	0.4
Blacksmith		1	1	0.2
Book Binder		1	1	0.2
Chef		1	1	0.2
Clerk	1		1	0.2
Computer Programmer		1	1	0.2
Driver		1	1	0.2
Entertainer		1	1	0.2
Florist		1	1	0.2
Funeral Services		1	1	0.2
Hawker		1	1	0.2
Health Assistant	1		1	0.2
Hotel maintenance		1	1	0.2
Kitchen Hand		1	1	0.2
Painter		1	1	0.2
Receptionist		1	1	0.2
Sacristan		1	1	0.2
Store Keeper		1	1	0.2
Telephone operator	1		1	0.2
Welder		1	1	0.2
Unspecified		17	17	3.7
<b>TOTAL</b>	<b>180</b>	<b>277</b>	<b>457</b>	<b>100</b>

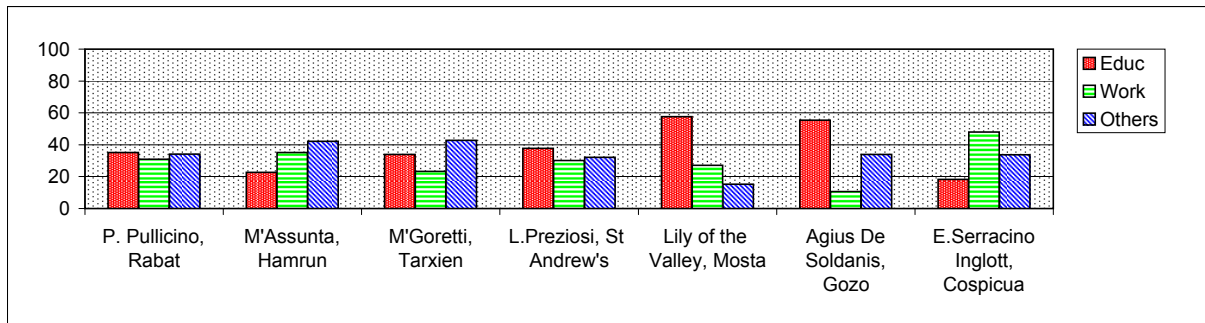
#### IV.1.4. STUDENTS' "OTHER" OPTIONS

OPTION	FEMALES	MALES	TOTAL	%
At home	136	132	268	66.8
Emigrated	3	3	6	1.5
Registering for work	46	51	97	24.2
Others	12	18	30	7.5
<b>TOTAL</b>	<b>197</b>	<b>204</b>	<b>401</b>	<b>100</b>

IV.2. SECONDARY SCHOOLS - FEMALES

IV.2.1. TOTAL STUDENTS - OPTIONS

SCHOOL	POPULATION	REPLIES		EDUCATION		WORK		OTHERS	
		TOT	%	TOT	%	TOT	%	TOT	%
P. Pullicino, Rabat	101	94	93.1	33	35.1	29	30.9	32	34.0
M'Assunta, Hamrun	191	154	80.6	35	22.7	54	35.1	65	42.2
M'Goretti, Tarxien	62	56	90.3	19	33.9	13	23.2	24	42.9
L.Preziosi, St Andrew's	59	53	89.8	20	37.7	16	30.2	17	32.1
Lily of the Valley, Mosta	103	92	89.3	53	57.6	25	27.2	14	15.2
Agius De Soldanis, Gozo	56	56	100	31	55.4	6	10.7	19	33.9
E.Serracino Inglott, Cospicua	98	77	78.6	14	18.2	37	48.1	26	33.8
<b>TOTAL</b>	<b>670</b>	<b>582</b>	<b>86.9</b>	<b>205</b>	<b>35.2</b>	<b>180</b>	<b>30.9</b>	<b>197</b>	<b>33.8</b>



IV.2.2. STUDENTS' EDUCATIONAL OPTIONS

ACADEMIC

SCHOOL	EDUCATION REPLIES	JUNIOR COLLEGE		BUSINESS & COMMERCE		PRIVATE SIXTH FORM		HIGHER SECONDARY		INFORMATION & COMMUNICATION		M'ANG REFALO		TOTAL	
		TOT	%	TOT	%	TOT	%	TOT	%	TOT	%	TOT	%	TOT	%
P. Pullicino, Rabat	33	1	3.0	4	12.1		0.0	14	42.4	3	9.1		0.0	22	66.7
M'Assunta, Hamrun	35	3	8.6	11	31.4		0.0	11	31.4	2	5.7		0.0	27	77.1
M'Goretti, Tarxien	19	2	10.5	4	21.1		0.0	7	36.8	1	5.3		0.0	14	73.7
L.Preziosi, St Andrew's	20	1	5.0	1	5.0	2	10.0	11	55.0		0.0		0.0	15	75.0
Lily of the Valley, Mosta	53	11	20.8	4	7.5		0.0	31	58.5		0.0		0.0	46	86.8
Agius De Soldanis, Gozo	31		0.0		0.0		0.0		0.0		0.0	16	51.6	16	51.6
E.Serracino Inglott, Cospicua	14		0.0	1	7.1		0.0	6	42.9		0.0		0.0	7	50.0
<b>TOTAL</b>	<b>205</b>	<b>18</b>	<b>8.8</b>	<b>25</b>	<b>12.2</b>	<b>2</b>	<b>1.0</b>	<b>80</b>	<b>39.0</b>	<b>6</b>	<b>2.9</b>	<b>16</b>	<b>7.8</b>	<b>147</b>	<b>71.7</b>

TECHNICAL

SCHOOL	EDUCATION REPLIES	ELECTRONICS ENGINEERING		MECHANICAL ENGINEERING		AGRI- BUSINESS		MARITIME STUDIES		BUILDING & CONSTRUCTION		MCAST GOZO		TOTAL	
		TOT	%	TOT	%	TOT	%	TOT	%	TOT	%	TOT	%	TOT	%
P. Pullicino, Rabat	33	2	6.1		0.0		0.0		0.0	1	3.0		0.0	3	9.1
M'Assunta, Hamrun	35		0.0		0.0		0.0		0.0		0.0		0.0	0	0.0
M'Goretti, Tarxien	19	1	5.3		0.0		0.0		0.0		0.0		0.0	1	5.3
L.Preziosi, St Andrew's	20		0.0		0.0	1	5.0		0.0		0.0		0.0	1	5.0
Lily of the Valley, Mosta	53		0.0		0.0	1	1.9		0.0	1	1.9		0.0	2	3.8
Agius De Soldanis, Gozo	31		0.0		0.0		0.0		0.0		0.0	13	41.9	13	41.9
E.Serracino Inglott, Cospicua	14		0.0		0.0		0.0		0.0		0.0		0.0	0	0.0
<b>TOTAL</b>	<b>205</b>	<b>3</b>	<b>1.5</b>	<b>0</b>	<b>0.0</b>	<b>2</b>	<b>1.0</b>	<b>0</b>	<b>0.0</b>	<b>2</b>	<b>1.0</b>	<b>13</b>	<b>6.3</b>	<b>20</b>	<b>9.8</b>

VOCATIONAL

SCHOOL	EDUCATION REPLIES	COMMUNITY SERVICES		ART AND DESIGN		TOURISM STUDIES		HEALTH CARE		TOTAL	
		TOT	%	TOT	%	TOT	%	TOT	%	TOT	%
P. Pullicino, Rabat	33	6	18.2		0.0	2	6.1		0.0	8	24.2
M'Assunta, Hamrun	35	3	8.6	2	5.7	3	8.6		0.0	8	22.9
M'Goretti, Tarxien	19	1	5.3	1	5.3	2	10.5		0.0	4	21.1
L.Preziosi, St Andrew's	20	3	15.0	1	5.0		0.0		0.0	4	20.0
Lily of the Valley, Mosta	53	5	9.4		0.0		0.0		0.0	5	9.4
Agius De Soldanis, Gozo	31		0.0		0.0	2	6.5		0.0	2	6.5
E.Serracino Inglott, Cospicua	14	4	28.6	1	7.1	2	14.3		0.0	7	50.0
<b>TOTAL</b>	<b>205</b>	<b>22</b>	<b>10.7</b>	<b>5</b>	<b>2.4</b>	<b>11</b>	<b>5.4</b>	<b>0</b>	<b>0.0</b>	<b>38</b>	<b>18.5</b>



IV.2.3. STUDENTS' WORK OPTIONS

WORK	P. P. PULLICINO	MARIA ASSUNTA	MARIA GORETTI	LUIGI PREZIOSI	LILY OF THE VALLEY	AGIUS DE SOLDANIS	E. SERRACINO INGLOTT	TOTAL	%
Salesperson/Shop Asst.	12	18	2	8	11	2	10	61	33.9
Machine Operator	3	10	7	1			18	39	21.7
Waitress	7	5		1	7	4		25	13.9
Chambermaid	4	7	1	5			2	19	10.6
Cleaner	1	8			1		5	15	8.3
Hairdresser/Beautician	2	4			1		2	9	5.0
Nail Technician				2	3			3	1.7
Cashier								2	1.1
Caterer/Confectioner		1	1					2	1.1
Laundry Attendant			2					2	1.1
Clerk					1			1	0.6
Health Assistant		1						1	0.6
Telephone operator					1			1	0.6
Unspecified								0	0.0
<b>TOTAL</b>	<b>29</b>	<b>54</b>	<b>13</b>	<b>16</b>	<b>25</b>	<b>6</b>	<b>37</b>	<b>180</b>	<b>100</b>

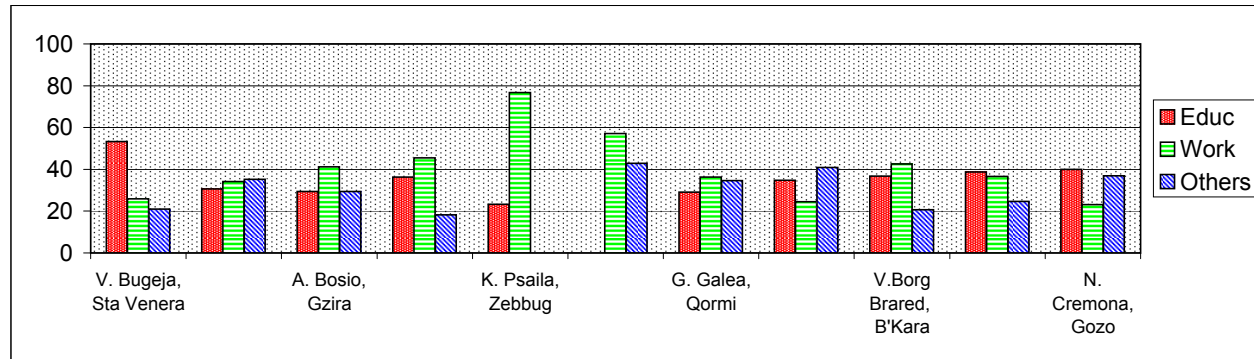
IV.2.4. STUDENTS' "OTHER" OPTIONS

OPTION	P. P. PULLICINO	MARIA ASSUNTA	MARIA GORETTI	LUIGI PREZIOSI	LILY OF THE VALLEY	AGIUS DE SOLDANIS	E. SERRACINO INGLOTT	TOTAL	%
At home	19	34	20	16	11	14	22	136	69.0
Emigrated	1				2			3	1.5
Registering for work	7	25	4		1	5	4	46	23.4
Others	5	6		1				12	6.1
<b>TOTAL</b>	<b>32</b>	<b>65</b>	<b>24</b>	<b>17</b>	<b>14</b>	<b>19</b>	<b>26</b>	<b>197</b>	<b>100</b>

IV.3. SECONDARY SCHOOLS - MALES

IV.3.1. TOTAL STUDENTS - OPTIONS

SCHOOL	POPULATION	REPLIES		EDUCATION		WORK		OTHERS	
		TOT	%	TOT	%	TOT	%	TOT	%
V. Bugeja, Sta Venera	62	62	100	33	53.2	16	25.8	13	21.0
G. D'Amato, Paola	87	85	97.7	26	30.6	29	34.1	30	35.3
A. Bosio, Gzira	85	85	100	25	29.4	35	41.2	25	29.4
T. Zammit, Mtarfa	55	55	100	20	36.4	25	45.5	10	18.2
K. Psaila, Zebbug	49	30	61.2	7	23.3	23	76.7	0	0.0
L. Gafa, Fortini	48	28	58.3	0	0.0	16	57.1	12	42.9
G. Galea, Qormi	65	55	84.6	16	29.1	20	36.4	19	34.5
F.X. Attard, Marsa	50	49	98.0	17	34.7	12	24.5	20	40.8
V.Borg Brared, B'Kara	87	87	100	32	36.8	37	42.5	18	20.7
S.Frangisk, Sta Venera	147	134	91.2	52	38.8	49	36.6	33	24.6
N. Cremona, Gozo	65	65	100	26	40.0	15	23.1	24	36.9
<b>TOTAL</b>	<b>800</b>	<b>735</b>	<b>91.9</b>	<b>254</b>	<b>34.6</b>	<b>277</b>	<b>37.7</b>	<b>204</b>	<b>27.8</b>



IV.3.2. STUDENTS' EDUCATIONAL OPTIONS

ACADEMIC

SCHOOL	EDUCATION REPLIES	JUNIOR COLLEGE		BUSINESS & COMMERCE		PRIVATE SIXTH FORM		HIGHER SECONDARY		INFORMATION & COMMUNICATION		M'ANG REFALO		TOTAL	
		TOT	%	TOT	%	TOT	%	TOT	%	TOT	%	TOT	%	TOT	%
V. Bugeja, Sta Venera	33		0.0		0.0		0.0	8	24.2	4	12.1		0.0	12	36.4
G. D'Amato, Paola	26		0.0	1	3.8		0.0	7	26.9	4	15.4		0.0	12	46.2
A. Bosio, Gzira	25		0.0	2	8.0		0.0	8	32.0	2	8.0		0.0	12	48.0
T. Zammit, Mtarfa	20	1	5.0		0.0		0.0	3	15.0		0.0		0.0	4	20.0
K. Psaila, Zebbug	7		0.0		0.0		0.0	2	28.6	3	42.9		0.0	5	71.4
L. Gafa, Fortini	0		0.0		0.0		0.0		0.0		0.0		0.0	0	0.0
G. Galea, Qormi	16		0.0	1	6.3		0.0	2	12.5	3	18.8		0.0	6	37.5
F.X. Attard, Marsa	17		0.0		0.0		0.0		0.0		0.0		0.0	0	0.0
V.Borg Brared, B'Kara	32		0.0		0.0		0.0	5	15.6	7	21.9		0.0	12	37.5
S.Frangisk, Sta Venera	52	1	1.9	1	1.9		0.0	11	21.2		0.0		0.0	13	25.0
N. Cremona, Gozo	26		0.0		0.0		0.0		0.0		0.0		0.0	0	0.0
<b>TOTAL</b>	<b>254</b>	<b>2</b>	<b>0.8</b>	<b>5</b>	<b>2.0</b>	<b>0</b>	<b>0.0</b>	<b>46</b>	<b>18.1</b>	<b>23</b>	<b>9.1</b>	<b>0</b>	<b>0.0</b>	<b>76</b>	<b>29.9</b>

TECHNICAL

SCHOOL	EDUCATION REPLIES	ELECTRONICS ENGINEERING		MECHANICAL ENGINEERING		AGRI-BUSINESS		MARITIME STUDIES		BUILDING & CONSTRUCTION		MCAST GOZO		TOTAL	
		TOT	%	TOT	%	TOT	%	TOT	%	TOT	%	TOT	%	TOT	%
V. Bugeja, Sta Venera	33	1	3.0	6	18.2	1	3.0		0.0	8	24.2		0.0	16	48.5
G. D'Amato, Paola	26	1	3.8		0.0		0.0		0.0	9	34.6		0.0	10	38.5
A. Bosio, Gzira	25	1	4.0	1	4.0	1	4.0		0.0	5	20.0		0.0	8	32.0
T. Zammit, Mtarfa	20		0.0		0.0	2	10.0		0.0	12	60.0		0.0	14	70.0
K. Psaila, Zebbug	7		0.0	1	14.3		0.0		0.0	1	14.3		0.0	2	28.6
L. Gafa, Fortini	0		0.0		0.0		0.0		0.0		0.0		0.0	0	0.0
G. Galea, Qormi	16		0.0	2	12.5		0.0		0.0	7	43.8		0.0	9	56.3
F.X. Attard, Marsa	17		0.0		0.0	2	11.8		0.0	14	82.4		0.0	16	94.1
V.Borg Brared, B'Kara	32	1	3.1		0.0		0.0		0.0	15	46.9		0.0	16	50.0
S.Frangisk, Sta Venera	52	10	19.2	3	5.8		0.0		0.0	17	32.7		0.0	30	57.7
N. Cremona, Gozo	26		0.0		0.0		0.0		0.0		0.0	18	69.2	18	69.2
<b>TOTAL</b>	<b>254</b>	<b>14</b>	<b>5.5</b>	<b>13</b>	<b>5.1</b>	<b>6</b>	<b>2.4</b>	<b>0</b>	<b>0.0</b>	<b>88</b>	<b>34.6</b>	<b>18</b>	<b>7.1</b>	<b>139</b>	<b>54.7</b>

VOCATIONAL

SCHOOL	EDUCATION REPLIES	COMMUNITY SERVICES		ART AND DESIGN		TOURISM STUDIES		HEALTH CARE		TOTAL	
		TOT	%	TOT	%	TOT	%	TOT	%	TOT	%
V. Bugeja, Sta Venera	33		0.0		0.0	5	15.2		0.0	5	15.2
G. D'Amato, Paola	26		0.0		0.0	4	15.4		0.0	4	15.4
A. Bosio, Gzira	25	1	4.0	2	8.0	2	8.0		0.0	5	20.0
T. Zammit, Mtarfa	20		0.0		0.0	2	10.0		0.0	2	10.0
K. Psaila, Zebbug	7		0.0		0.0		0.0		0.0	0	0.0
L. Gafa, Fortini	0		0.0		0.0		0.0		0.0	0	0.0
G. Galea, Qormi	16	1	6.3		0.0		0.0		0.0	1	6.3
F.X. Attard, Marsa	17		0.0		0.0	1	5.9		0.0	1	5.9
V.Borg Brared, B'Kara	32		0.0	3	9.4	1	3.1		0.0	4	12.5
S.Frangisk, Sta Venera	52		0.0		0.0	9	17.3		0.0	9	17.3
N. Cremona, Gozo	26		0.0		0.0	8	30.8		0.0	8	30.8
<b>TOTAL</b>	<b>254</b>	<b>2</b>	<b>0.8</b>	<b>5</b>	<b>2.0</b>	<b>32</b>	<b>12.6</b>	<b>0</b>	<b>0.0</b>	<b>39</b>	<b>15.4</b>

IV.3.3. STUDENTS' WORK OPTIONS

WORK	VINCENZO BUGEJA	GUZE' D'AMATO	ANTONIO BOSIO	SIR TEMI ZAMMIT	DUN KARM PSAILLA	LORENZO GAFA	GUZE' GALEA	F. X. ATTARD	V. BORG BRARED	SAN FRANGISK	NINU CREMONA	TOTAL	%
<i>Salesperson/Shop Asst.</i>		3	15	2	2	2	3	2	5	10	1	45	16.2
<i>Mason/Construction</i>	1		3	3	6	4	1		3	7	3	31	11.2
<i>Waiter</i>	3	4	8	5	3				3	4		30	10.8
<i>Labourer</i>		2	1	4		5	6	3	4		2	27	9.7
<i>Tile Layer/Plasterer</i>	1	3	2	3	2	2			4	1	7	25	9.0
<i>Machine Operator</i>		4	2		3	2			1	3	1	16	5.8
<i>Cleaner</i>		1	1				1	1	4	3		11	4.0
<i>Caterer/Confectioner</i>		4		1					4	5		10	3.6
<i>Farmer/Gardener</i>				3	3				2			8	2.9
<i>Bus Dispatcher/Conductor</i>			1	1	1					3		6	2.2
<i>Delivery Man</i>		1			1				1	3		6	2.2
<i>Staker / Packer</i>	3	2										5	1.8
<i>Carpenter</i>									3			3	1.1
<i>Electrician Asst.</i>										3		3	1.1
<i>Private Tuition</i>										3		3	1.1
<i>Refuse Collector</i>		3										3	1.1
<i>Barman</i>						1			1			2	0.7
<i>Butcher</i>					1				1			2	0.7
<i>Horse Cab Driver</i>				2								2	0.7
<i>Laundry Assistant</i>		1					1					2	0.7
<i>Mechanic</i>										2		2	0.7
<i>Blacksmith</i>									1			1	0.4
<i>Book Binder</i>								1				1	0.4
<i>Cashier</i>										1		1	0.4
<i>Chef</i>								1				1	0.4
<i>Computer Programmer</i>									1			1	0.4
<i>Driver</i>					1							1	0.4
<i>Entertainer</i>			1									1	0.4
<i>Florist</i>								1				1	0.4
<i>Funeral Services</i>			1									1	0.4
<i>Hairdresser/Beautician</i>								1				1	0.4
<i>Hawker</i>									1			1	0.4
<i>Hotel maintenance</i>	1											1	0.4
<i>Kitchen Hand</i>								1				1	0.4
<i>Painter</i>									1			1	0.4
<i>Receptionist</i>				1								1	0.4
<i>Sacristan</i>											1	1	0.4
<i>Store Keeper</i>									1			1	0.4
<i>Welder</i>										1		1	0.4
<i>Unspecified</i>	7	1					8	1				17	6.1
<b>TOTAL</b>	<b>16</b>	<b>29</b>	<b>35</b>	<b>25</b>	<b>23</b>	<b>16</b>	<b>20</b>	<b>12</b>	<b>37</b>	<b>49</b>	<b>15</b>	<b>277</b>	<b>100</b>

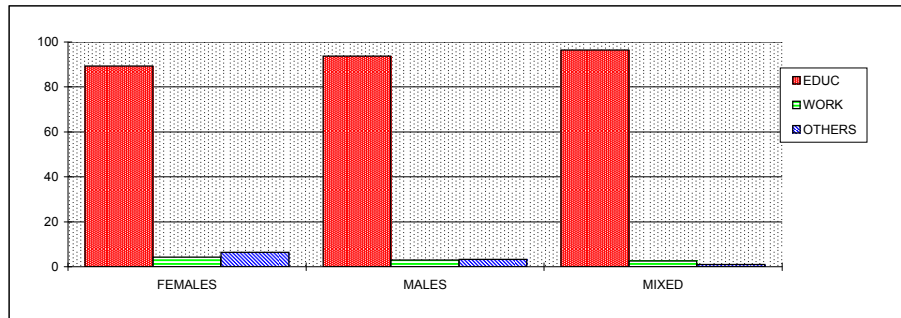
IV.3.4. STUDENTS' OTHER OPTIONS

OPTION	VINCENZO BUGEJA	GUZE' D'AMATO	ANTONIO BOSIO	SIR TEMI ZAMMIT	DUN KARM PSAILA	LORENZO GAFA	GUZE' GALEA	F. X. ATTARD	V. BORG BRARED	SAN FRANGISK	NINU CREMONA	TOTAL	%
At home	13	22	11	7		8	3	4	13	28	23	132	64.7
Emigrated			1			1			1			3	1.5
Registering for Work		8	6	2		3	16	6	4	5	1	51	25.0
Others			7	1				10				18	8.8
<b>TOTAL</b>	<b>13</b>	<b>30</b>	<b>25</b>	<b>10</b>	<b>0</b>	<b>12</b>	<b>19</b>	<b>20</b>	<b>18</b>	<b>33</b>	<b>24</b>	<b>204</b>	<b>100</b>

**V. PRIVATE SCHOOLS**

**V.1.1. TOTAL STUDENTS' OPTIONS**

CATEGORY	POPULATION	REPLIES		EDUCATION		WORK		OTHERS	
		TOT	%	TOT	%	TOT	%	TOT	%
FEMALES	689	684	99.3	611	89.3	29	4.2	44	6.4
MALES	872	870	99.8	815	93.7	26	3.0	29	3.3
MIXED	313	313	100	302	96.5	8	2.6	3	1.0
<b>TOTAL</b>	<b>1874</b>	<b>1867</b>	<b>99.6</b>	<b>1728</b>	<b>92.6</b>	<b>63</b>	<b>3.4</b>	<b>76</b>	<b>4.1</b>



V.1.2. STUDENTS' EDUCATIONAL OPTIONS

ACADEMIC

CATEGORY	EDUCATION REPLIES	JUNIOR COLLEGE		BUSINESS & COMMERCE		PRIVATE SIXTH FORM		HIGHER SECONDARY		INFORMATION & COMMUNICATION		M'ANG REFALO		TOTAL	
		TOT	%	TOT	%	TOT	%	TOT	%	TOT	%	TOT	%	TOT	%
FEMALES	611	342	56.0	29	4.7	96	15.7	116	19.0	4	0.7	1	0.2	588	96.2
MALES	815	378	46.4	8	1.0	185	22.7	76	9.3	34	4.2	49	6.0	730	89.6
MIXED	302	117	38.7	6	2.0	52	17.2	107	35.4	7	2.3	0	0.0	289	95.7
TOTAL	1728	837	48.4	43	2.5	333	19.3	299	17.3	45	2.6	50	2.9	1607	93.0

TECHNICAL

CATEGORY	EDUCATION REPLIES	ELECTRONICS ENGINEERING		MECHANICAL ENGINEERING		AGRI- BUSINESS		MARITIME STUDIES		BUILDING & CONSTRUCTION		MCAST GOZO		TOTAL	
		TOT	%	TOT	%	TOT	%	TOT	%	TOT	%	TOT	%	TOT	%
FEMALES	611	0	0.0	0	0.0	0	0.0	0	0.0	0	0.0	0	0.0	0	0.0
MALES	815	21	2.6	23	2.8	3	0.4	5	0.6	7	0.9	5	0.6	64	7.9
MIXED	302	1	0.3	0	0.0	1	0.3	1	0.3	1	0.3	0	0.0	4	1.3
TOTAL	1728	22	1.3	23	1.3	4	0.2	6	0.3	8	0.5	5	0.3	68	3.9

VOCATIONAL

CATEGORY	EDUCATION REPLIES	COMMUNITY SERVICES		ART AND DESIGN		TOURISM STUDIES		HEALTH CARE		TOTAL	
		TOT	%	TOT	%	TOT	%	TOT	%	TOT	%
FEMALES	611	7	1.1	5	0.8	8	1.3	3	0.5	23	3.8
MALES	815	3	0.4	5	0.6	12	1.5	1	0.1	21	2.6
MIXED	302	1	0.3	4	1.3	1	0.3	0	0.0	6	2.0
TOTAL	1728	11	0.6	14	0.8	21	1.2	4	0.2	50	2.9



V.1.3. STUDENTS WORK OPTIONS

WORK	FEMALES	MALES	MIXED	TOTAL	%
Salesperson/Shop Asst.	10	8	2	20	31.7
Waitress / Waiter	6	1	1	8	12.7
Hairdresser/Beautician	6			6	9.5
Caterer/Confectioner		4		4	6.3
Clerk / Secretary	2			2	3.2
Receptionist	2			2	3.2
Farmer		1		1	1.6
Laundry Asst.	1			1	1.6
Machine Operator	1			1	1.6
Mason/Construction		1		1	1.6
Panel Beater		1		1	1.6
Unspecified	1	10	5	16	25.4
<b>TOTAL</b>	<b>29</b>	<b>26</b>	<b>8</b>	<b>63</b>	<b>100</b>

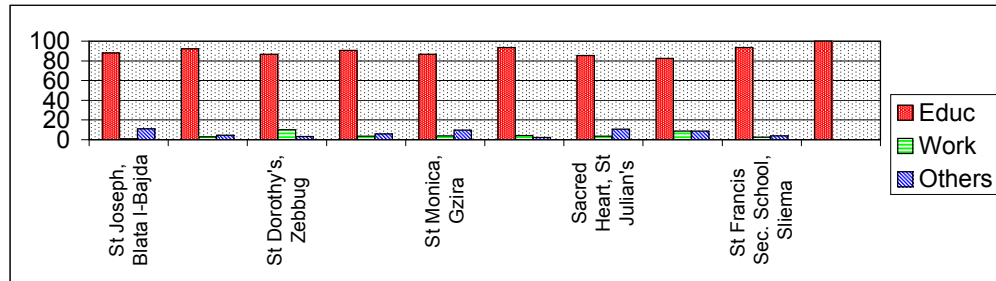
V.1.4. STUDENTS' OTHER OPTIONS

OPTIONS	FEMALES	MALES	MIXED	TOTAL	%
At Home	22	16	0	38	50.0
Emigrated	1	6	3	10	13.2
Registering for work	6	1	0	7	9.2
Others	15	6	0	21	27.6
<b>TOTAL</b>	<b>44</b>	<b>29</b>	<b>3</b>	<b>76</b>	<b>100</b>

V.2. PRIVATE SCHOOLS - FEMALES

V.2.1. TOTAL STUDENTS' OPTIONS

SCHOOL	POPULATION	REPLIES		EDUCATION		WORK		OTHERS	
		TOT	%	TOT	%	TOT	%	TOT	%
St Joseph, Biata l-Bajda	91	91	100	80	87.9	1	1.1	10	11.0
Our Lady Immaculate, Hamrun	65	65	100	60	92.3	2	3.1	3	4.6
St Dorothy's, Zebbug	90	90	100	78	86.7	9	10.0	3	3.3
St Monica, B'Kara	84	84	100	76	90.5	3	3.6	5	6.0
St Monica, Gzira	52	52	100	45	86.5	2	3.8	5	9.6
Immaculate Conception, Tarxien	47	46	97.9	43	93.5	2	4.3	1	2.2
Sacred Heart, St Julian's	87	83	95.4	71	85.5	3	3.6	9	10.8
St Joseph, Sliema	57	57	100	47	82.5	5	8.8	5	8.8
St Francis Sec. School, Sliema	76	76	100	71	93.4	2	2.6	3	3.9
St Catherine's, Pembroke	40	40	100	40	100	0	0.0	0	0.0
<b>TOTAL</b>	<b>689</b>	<b>684</b>	<b>99.3</b>	<b>611</b>	<b>88.3</b>	<b>29</b>	<b>4.2</b>	<b>44</b>	<b>6.4</b>



V.2.2. STUDENTS' EDUCATIONAL OPTIONS

ACADEMIC

SCHOOL	EDUCATION REPLIES	JUNIOR COLLEGE		BUSINESS & COMMERCE		PRIVATE SIXTH FORM		HIGHER SECONDARY		INFORMATION & COMMUNICATION		M'ANG REFALO		TOTAL	
		TOT	%	TOT	%	TOT	%	TOT	%	TOT	%	TOT	%	TOT	%
St Joseph, Blata l-Bajda	80	45	56.3	2	2.5	15	23.8	11	13.8		0.0		0.0	77	96.3
Our Lady Immaculate, Hamrun	60	34	56.7	2	3.3	8	13.3	14	23.3	2	3.3		0.0	60	100.0
St Dorothy's, Zebbug	78	40	51.3		0.0	7	9.0	27	34.6		0.0		0.0	74	94.9
St Monica, B'Kara	76	46	60.5	2	2.6	9	11.8	17	22.4		0.0		0.0	74	97.4
St Monica, Gzira	45	27	60.0	1	2.2	5	11.1	6	13.3	1	2.2	1	2.2	41	91.1
Immaculate Conception, Tarxien	43	24	55.8	7	16.3	7	16.3	3	7.0		0.0		0.0	41	95.3
Sacred Heart, St Julian's	71	34	47.9	2	2.8	14	19.7	18	25.4	1	1.4		0.0	69	97.2
St Joseph, Sliema	47	28	59.6	1	2.1	12	25.5	5	10.6		0.0		0.0	46	97.9
St Francis Sec. School, Sliema	71	42	59.2	5	7.0	13	18.3	7	9.9		0.0		0.0	67	94.4
St Catherine's, Pembroke	40	22	55.0	7	17.5	2	5.0	8	20.0		0.0		0.0	39	97.5
<b>TOTAL</b>	<b>611</b>	<b>342</b>	<b>56.0</b>	<b>29</b>	<b>4.7</b>	<b>96</b>	<b>15.7</b>	<b>116</b>	<b>19.0</b>	<b>4</b>	<b>0.7</b>	<b>1</b>	<b>0.2</b>	<b>588</b>	<b>96.2</b>

TECHNICAL

SCHOOL	EDUCATION REPLIES	ELECTRONICS ENGINEERING		MECHANICAL ENGINEERING		AGRI-BUSINESS		MARITIME STUDIES		BUILDING & CONSTRUCTION		MCAST GOZO		TOTAL	
		TOT	%	TOT	%	TOT	%	TOT	%	TOT	%	TOT	%	TOT	%
St Joseph, Blata l-Bajda	80		0.0		0.0		0.0		0.0		0.0		0.0	0	0.0
Our Lady Immaculate, Hamrun	60		0.0		0.0		0.0		0.0		0.0		0.0	0	0.0
St Dorothy's, Zebbug	78		0.0		0.0		0.0		0.0		0.0		0.0	0	0.0
St Monica, B'Kara	76		0.0		0.0		0.0		0.0		0.0		0.0	0	0.0
St Monica, Gzira	45		0.0		0.0		0.0		0.0		0.0		0.0	0	0.0
Immaculate Conception, Tarxien	43		0.0		0.0		0.0		0.0		0.0		0.0	0	0.0
Sacred Heart, St Julian's	71		0.0		0.0		0.0		0.0		0.0		0.0	0	0.0
St Joseph, Sliema	47		0.0		0.0		0.0		0.0		0.0		0.0	0	0.0
St Francis Sec. School, Sliema	71		0.0		0.0		0.0		0.0		0.0		0.0	0	0.0
St Catherine's, Pembroke	40		0.0		0.0		0.0		0.0		0.0		0.0	0	0.0
<b>TOTAL</b>	<b>611</b>	<b>0</b>	<b>0.0</b>	<b>0</b>	<b>0.0</b>	<b>0</b>	<b>0.0</b>	<b>0</b>	<b>0.0</b>	<b>0</b>	<b>0.0</b>	<b>0</b>	<b>0.0</b>	<b>0</b>	<b>0.0</b>

VOCATIONAL

SCHOOL	EDUCATION REPLIES	COMMUNITY SERVICES		ART AND DESIGN		TOURISM STUDIES		HEALTH CARE		TOTAL	
		TOT	%	TOT	%	TOT	%	TOT	%	TOT	%
St Joseph, Blata I-Bajda	80	2	2.5	1	1.3	0	0.0	0	0.0	3	3.8
Our Lady Immaculate, Hamrun	60	0	0.0	0	0.0	0	0.0	0	0.0	0	0.0
St Dorothy's, Zebbug	78	0	0.0	2	2.6	2	2.6	0	0.0	4	5.1
St Monica, B'Kara	76	0	0.0	1	1.3	0	0.0	1	1.3	2	2.6
St Monica, Gzira	45	0	0.0	0	0.0	2	6.7	2	2.2	4	8.9
Immaculate Conception, Tarxien	43	1	2.3	0	0.0	1	2.3	0	0.0	2	4.7
Sacred Heart, St Julian's	71	1	1.4	1	1.4	0	0.0	0	0.0	2	2.8
St Joseph, Sliema	47	0	0.0	0	0.0	1	2.1	0	0.0	1	2.1
St Francis Sec. School, Sliema	71	3	4.2	0	0.0	0	0.0	1	1.4	4	5.6
St Catherine's, Pembroke	40	0	0.0	0	0.0	2	2.5	0	0.0	2	2.5
<b>TOTAL</b>	<b>611</b>	<b>7</b>	<b>1.1</b>	<b>5</b>	<b>0.8</b>	<b>6</b>	<b>1.3</b>	<b>3</b>	<b>0.5</b>	<b>23</b>	<b>3.8</b>

V.2.3. STUDENTS' WORK OPTIONS

WORK	ST JOSEPH, B'BAJDA	OUR LADY IMMACULATE	ST DOROTHY'S	ST MONICA, B'KARA	ST MONICA, GZIRA	IMMACULATE CONCEPTION	SACRED HEART	ST JOSEPH, SLEIMA	ST FRANCIS, SLEIMA	ST CATHERINE'S	TOTAL	%
Salesperson/Shop Asst.	0	0	0	0	0	0	0	0	0	0	10	34.5
Hairdresser/Beautician	1	1	0	0	0	0	0	0	0	0	6	20.7
Waitress	0	0	0	0	0	0	0	0	0	0	6	20.7
Clerk / Secretary	0	0	0	0	0	0	0	0	0	0	2	6.9
Receptionist	0	0	0	0	0	0	0	0	0	0	2	6.9
Laundry Asst.	0	0	0	0	0	0	0	0	0	0	1	3.4
Machine Operator	0	0	0	0	0	0	0	0	0	0	1	3.4
Unspecified	0	0	0	0	0	0	0	0	0	0	1	3.4
<b>TOTAL</b>	<b>1</b>	<b>2</b>	<b>9</b>	<b>3</b>	<b>2</b>	<b>2</b>	<b>3</b>	<b>6</b>	<b>2</b>	<b>0</b>	<b>29</b>	<b>100</b>

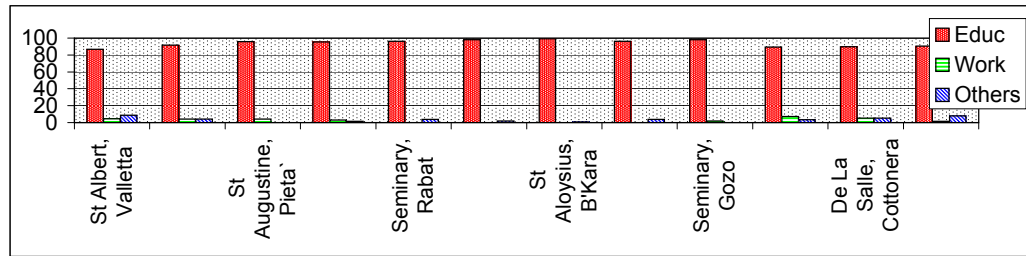
V.2.4. STUDENTS' OTHER OPTIONS

OPTION	ST JOSEPH, B'BAJDA	OUR LADY IMMACULATE	ST DOROTHY'S	ST MONICA, B'KARA	ST MONICA, GZIRA	IMMACULATE CONCEPTION	SACRED HEART	ST JOSEPH, SLEIMA	ST FRANCIS, SLEIMA	ST CATHERINE'S	TOTAL	%
At home	2	1	1	2	2	1	1	2	2	0	22	50.0
Emigrated	0	0	0	0	0	0	0	0	0	0	1	2.3
Registering for work	0	0	0	0	0	0	0	0	0	0	6	13.6
Others	0	0	0	0	0	0	0	0	0	0	15	34.1
<b>TOTAL</b>	<b>10</b>	<b>3</b>	<b>3</b>	<b>5</b>	<b>5</b>	<b>1</b>	<b>5</b>	<b>5</b>	<b>3</b>	<b>0</b>	<b>44</b>	<b>100</b>

V.3. PRIVATE SCHOOLS - MALES

V.3.1. TOTAL STUDENTS' OPTIONS

SCHOOL	POPULATION	REPLIES		EDUCATION		WORK		OTHERS	
		TOT	%	TOT	%	TOT	%	TOT	%
St Albert, Valletta	45	45	100	39	86.7	2	4.4	4	8.9
St Elias College, Sta Venera	47	47	100	43	91.5	2	4.3	2	4.3
St Augustine, Pieta'	70	69	98.6	66	95.7	3	4.3	0	0.0
St Michael's, Qormi	68	68	100	65	95.6	2	2.9	1	1.5
Seminary, Tal-Virtu'	51	51	100	49	96.1	0	0.0	2	3.9
Savio College, Dingli	52	52	100	51	98.1	0	0.0	1	1.9
St Aloysius, B'Kara	118	117	99.2	116	99.1	0	0.0	1	0.9
St Paul's, Rabat	53	53	100	51	96.2	0	0.0	2	3.8
Seminary, Gozo	55	55	100	54	98.2	1	1.8	0	0.0
Stella Maris, Gzira	114	114	100	102	89.5	8	7.0	4	3.5
De La Salle, Cottonera	136	136	100	122	89.7	7	5.1	7	5.1
St Edward's College, Cottonera	63	63	100	57	90.5	1	1.6	5	7.9
<b>TOTAL</b>	<b>872</b>	<b>870</b>	<b>99.8</b>	<b>815</b>	<b>93.7</b>	<b>26</b>	<b>3.0</b>	<b>29</b>	<b>3.3</b>



V.3.2. STUDENTS' EDUCATIONAL OPTIONS

ACADEMIC

SCHOOL	EDUCATION REPLIES	JUNIOR COLLEGE		BUSINESS & COMMERCE		PRIVATE SIXTH FORM		HIGHER SECONDARY		INFORMATION & COMMUNICATION		M'ANG REFALO		TOTAL	
		TOT	%	TOT	%	TOT	%	TOT	%	TOT	%	TOT	%	TOT	%
St Albert, Valletta	39	13	33.3	0.0	0.0	0.0	9	23.1	5	12.8	0.0	0.0	27	69.2	
St Elias College, Sta Venera	43	26	60.5	0.0	0.0	3	7.0	2	4.7	4	9.3	0.0	35	81.4	
St Augustine, Pieta'	66	33	50.0	2	3.0	2	3.0	6	9.1	2	3.0	0.0	45	68.2	
St Michael's, Qormi	65	50	76.9	1	1.5	3	4.6	4	6.2	4	6.2	0.0	62	95.4	
Seminary, Tal-Virtu'	49	35	71.4	2	4.1	4	8.2	5	10.2	2	4.1	0.0	48	97.959	
Savio College, Dingli	51	36	70.6	0.0	0.0	14	27.5	0.0	0.0	0.0	0.0	0.0	50	98.0	
St Aloysius, B'Kara	116	32	27.6	1	0.9	80	69.0	2	1.7	0.0	0.0	0.0	115	99.1	
St Paul's, Rabat	51	31	60.8	0.0	0.0	15	29.4	0.0	0.0	4	7.8	0.0	50	98.039	
Seminary, Gozo	54	0.0	0.0	0.0	0.0	0.0	0.0	0.0	0.0	0.0	49	90.7	49	90.7	
Stella Maris, Gzira	102	46	45.1	1	1.0	17	16.7	16	15.7	3	2.9	0.0	83	81.4	
De La Salle, Cottonera	122	46	37.7	0.0	0.0	39	32.0	17	13.9	9	7.4	0.0	111	91.0	
St Edward's College, Cottonera	57	30	52.6	1	1.8	8	14.0	15	26.3	1	1.8	0.0	55	96.5	
<b>TOTAL</b>	<b>815</b>	<b>378</b>	<b>46.4</b>	<b>8</b>	<b>1.0</b>	<b>185</b>	<b>22.7</b>	<b>76</b>	<b>9.3</b>	<b>34</b>	<b>4.2</b>	<b>49</b>	<b>6.0</b>	<b>730</b>	<b>89.6</b>

TECHNICAL

SCHOOL	EDUCATION REPLIES	ELECTRONICS ENGINEERING		MECHANICAL ENGINEERING		AGRI-BUSINESS		MARITIME STUDIES		BUILDING & CONSTRUCTION		MCAST GOZO		TOTAL	
		TOT	%	TOT	%	TOT	%	TOT	%	TOT	%	TOT	%	TOT	%
St Albert, Valletta	39	3	7.7	5	12.8	1	2.6	0.0	0.0	2	5.1	0.0	0.0	11	28.2
St Elias College, Sta Venera	43	3	7.0	1	2.3	1	2.3	0.0	0.0	1	2.3	0.0	0.0	6	14.0
St Augustine, Pieta'	66	4	6.1	7	10.6	0.0	0.0	2	3.0	2	3.0	0.0	0.0	15	22.7
St Michael's, Qormi	65	3	4.6	0.0	0.0	0.0	0.0	0.0	0.0	0.0	0.0	0.0	0.0	3	4.6
Seminary, Tal-Virtu'	49	0.0	0.0	0.0	0.0	0.0	0.0	1	2.0	0.0	0.0	0.0	0.0	1	2.0
Savio College, Dingli	51	0.0	0.0	1	2.0	0.0	0.0	0.0	0.0	0.0	0.0	0.0	0.0	1	2.0
St Aloysius, B'Kara	116	0.0	0.0	1	0.9	0.0	0.0	0.0	0.0	0.0	0.0	0.0	0.0	1	0.9
St Paul's, Rabat	51	0.0	0.0	0.0	0.0	0.0	0.0	0.0	0.0	1	2.0	0.0	0.0	1	2.0
Seminary, Gozo	54	0.0	0.0	0.0	0.0	0.0	0.0	0.0	0.0	0.0	0.0	5	9.3	5	9.3
Stella Maris, Gzira	102	5	4.9	6	5.9	0.0	0.0	0.0	0.0	1	1.0	0.0	0.0	12	11.8
De La Salle, Cottonera	122	1	0.8	2	1.6	1	0.8	2	1.6	0.0	0.0	0.0	0.0	6	4.9
St Edward's College, Cottonera	57	2	3.5	0.0	0.0	0.0	0.0	0.0	0.0	0.0	0.0	0.0	0.0	2	3.5
<b>TOTAL</b>	<b>815</b>	<b>21</b>	<b>2.6</b>	<b>23</b>	<b>2.8</b>	<b>3</b>	<b>0.4</b>	<b>5</b>	<b>0.6</b>	<b>7</b>	<b>0.9</b>	<b>5</b>	<b>0.6</b>	<b>64</b>	<b>7.9</b>

VOCATIONAL

SCHOOL	EDUCATION REPLIES	COMMUNITY SERVICES		ART AND DESIGN		TOURISM STUDIES		HEALTH CARE		TOTAL	
		TOT	%	TOT	%	TOT	%	TOT	%	TOT	%
St Albert, Valletta	39	0.0	0.0	0.0	0.0	1	2.6	0.0	0.0	1	2.6
St Elias College, Sta Venera	43	0.0	0.0	1	2.3	1	2.3	0.0	0.0	2	4.7
St Augustine, Pieta'	66	0.0	0.0	1	1.5	5	7.6	0.0	0.0	6	9.1
St Michael's, Qormi	65	0.0	0.0	0.0	0.0	0.0	0.0	0.0	0.0	0	0.0
Seminary, Tal-Virtu'	49	0.0	0.0	0.0	0.0	0.0	0.0	0.0	0.0	0	0.0
Savio College, Dingli	51	0.0	0.0	0.0	0.0	0.0	0.0	0.0	0.0	0	0.0
St Aloysius, B'Kara	116	0.0	0.0	0.0	0.0	0.0	0.0	0.0	0.0	0	0.0
St Paul's, Rabat	51	0.0	0.0	0.0	0.0	0.0	0.0	0.0	0.0	0	0.0
Seminary, Gozo	54	0.0	0.0	0.0	0.0	0.0	0.0	0.0	0.0	0	0.0
Stella Maris, Gzira	102	2	2.0	1	1.0	3	2.9	1	1.0	7	6.9
De La Salle, Cottonera	122	1	0.8	2	1.6	2	1.6	0.0	0.0	5	4.1
St Edward's College, Cottonera	57	0.0	0.0	0.0	0.0	0.0	0.0	0.0	0.0	0	0.0
<b>TOTAL</b>	<b>815</b>	<b>3</b>	<b>0.4</b>	<b>5</b>	<b>0.6</b>	<b>12</b>	<b>1.5</b>	<b>1</b>	<b>0.1</b>	<b>21</b>	<b>2.6</b>

V.3.3. STUDENTS WORK OPTIONS

WORK	ST ALBERT'S	ST ELIAS'	ST AUGUSTINE'S	ST MICHAEL'S	SEMINARY, TAL-VIRTU'	SAVIO COLLEGE	ST ALOYSIUS'	ST PAUL'S	SEMINARY, GOZO	STELLA MARIS	DE LA SALLE	ST EDWARD'S	TOTAL	%
Salesperson/Shop Asst.		1	2							3			6	30.8
Caterer/Confectioner				2							2		4	15.4
Farmer		1											1	3.8
Mason/Construction								1					1	3.8
Panel Beater											1		1	3.8
Waiter			1							1			2	3.8
Unspecified	2											1	10	38.5
<b>TOTAL</b>	<b>2</b>	<b>2</b>	<b>3</b>	<b>2</b>	<b>0</b>	<b>0</b>	<b>0</b>	<b>0</b>	<b>1</b>	<b>8</b>	<b>7</b>	<b>1</b>	<b>26</b>	<b>100</b>

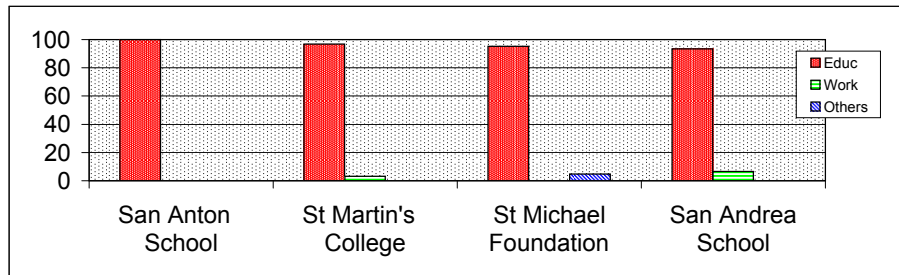
V.3.4. STUDENTS' OTHER OPTIONS

OPTIONS	ST ALBERT'S	ST ELIAS'	ST AUGUSTINE'S	ST MICHAEL'S	SEMINARY, TAL-VIRTU'	SAVIO COLLEGE	ST ALOYSIUS'	ST PAUL'S	SEMINARY, GOZO	STELLA MARIS	DE LA SALLE	ST EDWARD'S	TOTAL	%
At home	4			1						1	6		16	55.2
Emigrated		2					1	1					6	20.7
Registering for work					2	1		1		2	1		7	3.4
Others												5	6	20.7
<b>TOTAL</b>	<b>4</b>	<b>2</b>	<b>0</b>	<b>1</b>	<b>2</b>	<b>1</b>	<b>1</b>	<b>2</b>	<b>0</b>	<b>4</b>	<b>7</b>	<b>5</b>	<b>29</b>	<b>100</b>

V.4. PRIVATE SCHOOLS - MIXED

V.4.1. TOTAL STUDENTS' OPTIONS

SCHOOL	POPULATION	REPLIES		EDUCATION		WORK		OTHERS	
		TOT	%	TOT	%	TOT	%	TOT	%
San Anton School	78	78	100	78	100	0	0.0	0	0.0
St Martin's College	97	97	100	94	96.9	3	3.1	0	0.0
St Michael Foundation	63	63	100	60	95.2	0	0.0	3	4.8
San Andrea School	75	75	100	70	93.3	5	6.7	0	0.0
<b>TOTAL</b>	<b>313</b>	<b>313</b>	<b>100</b>	<b>302</b>	<b>96.5</b>	<b>8</b>	<b>2.6</b>	<b>3</b>	<b>1.0</b>





V.4.2. STUDENTS' EDUCATIONAL OPTIONS

ACADEMIC

SCHOOL	EDUCATION REPLIES	JUNIOR COLLEGE		BUSINESS & COMMERCE		PRIVATE SIXTH FORM		HIGHER SECONDARY		INFORMATION & COMMUNICATION		M'ANG REFALO		TOTAL	
		TOT	%	TOT	%	TOT	%	TOT	%	TOT	%	TOT	%	TOT	%
San Anton School	78	29	37.2	2	2.6	12	15.4	30	38.5	3	3.8		0.0	76	97.4
St Martin's College	94	27	28.7	3	3.2	24	25.5	33	35.1	3	3.2		0.0	90	95.7
St Michael Foundation	60	25	41.7	1	1.7	7	11.7	22	36.7	1	1.7		0.0	56	93.3
San Andrea School	70	36	51.4	3	4.3	9	12.9	22	31.4		0.0		0.0	70	100.0
<b>TOTAL</b>	<b>302</b>	<b>117</b>	<b>38.7</b>	<b>6</b>	<b>2.0</b>	<b>52</b>	<b>17.2</b>	<b>107</b>	<b>35.4</b>	<b>7</b>	<b>2.3</b>	<b>0</b>	<b>0.0</b>	<b>289</b>	<b>95.7</b>

TECHNICAL

SCHOOL	EDUCATION REPLIES	ELECTRONICS ENGINEERING		MECHANICAL ENGINEERING		AGRI- BUSINESS		MARITIME STUDIES		BUILDING & CONSTRUCTION		MCAST GOZO		TOTAL	
		TOT	%	TOT	%	TOT	%	TOT	%	TOT	%	TOT	%	TOT	%
San Anton School	78		0.0		0.0		0.0		0.0		0.0		0.0	0	0.0
St Martin's College	94		0.0		0.0		0.0		0.0	1	1.1		0.0	1	1.1
St Michael Foundation	60	1	1.7		0.0	1	1.7		1.7		0.0		0.0	3	5.0
San Andrea School	70		0.0		0.0		0.0		0.0		0.0		0.0	0	0.0
<b>TOTAL</b>	<b>302</b>	<b>1</b>	<b>0.3</b>	<b>0</b>	<b>0.0</b>	<b>1</b>	<b>0.3</b>	<b>1</b>	<b>0.3</b>	<b>1</b>	<b>0.3</b>	<b>0</b>	<b>0.0</b>	<b>4</b>	<b>1.3</b>

VOCATIONAL

SCHOOL	EDUCATION REPLIES	COMMUNITY SERVICES		ART AND DESIGN		TOURISM STUDIES		HEALTH CARE		TOTAL	
		TOT	%	TOT	%	TOT	%	TOT	%	TOT	%
San Anton School	78		0.0	2	2.6		0.0		0.0	2	2.6
St Martin's College	94	1	1.1	2	2.1		0.0		0.0	3	3.2
St Michael Foundation	60		0.0		0.0	1	1.7		0.0	1	1.7
San Andrea School	70		0.0		0.0		0.0		0.0	0	0.0
<b>TOTAL</b>	<b>302</b>	<b>1</b>	<b>0.3</b>	<b>4</b>	<b>1.3</b>	<b>1</b>	<b>0.3</b>	<b>0</b>	<b>0.0</b>	<b>6</b>	<b>2.0</b>

V.4.3. STUDENTS' "WORK" OPTIONS

WORK	SAN ANTON	ST MARTIN'S	ST MICHAEL	SAN ANDREA	TOTAL	%
Salesperson/Shop Asst.		2			2	25.0
Waitress / Waiter		1			1	12.5
Unspecified				5	5	62.5
<b>TOTAL</b>	<b>0</b>	<b>3</b>	<b>0</b>	<b>5</b>	<b>8</b>	<b>100</b>

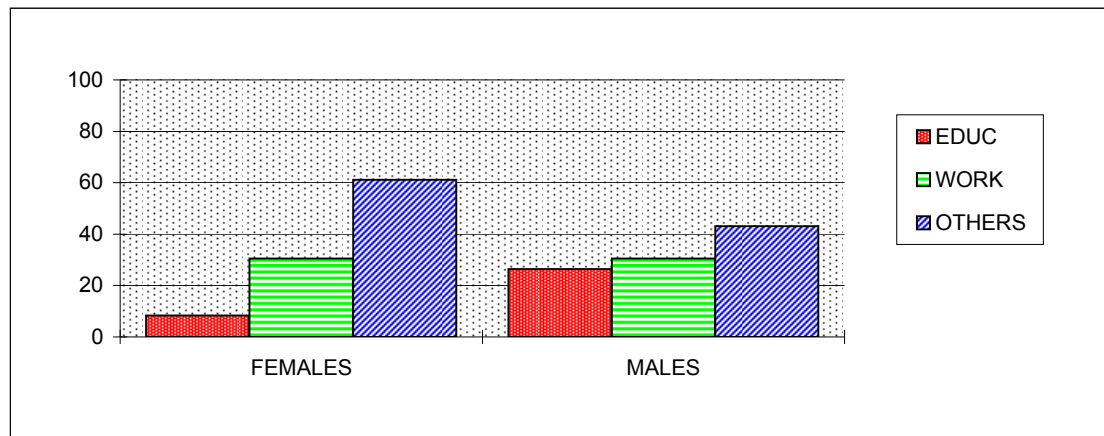
V.4.4. STUDENTS' "OTHER" OPTIONS

OPTION	SAN ANTON	ST MARTIN'S	ST MICHAEL	SAN ANDREA	TOTAL	%
At Home			3		3	100
Emigrated					0	0.0
Registering for work					0	0.0
Other					0	0.0
<b>TOTAL</b>	<b>0</b>	<b>0</b>	<b>3</b>	<b>0</b>	<b>3</b>	<b>100</b>

**VI. OTHER SECONDARY SCHOOLS**

**VI.1.1. TOTAL STUDENTS' OPTIONS**

CATEGORY	POPULATION	REPLIES		EDUCATION		WORK		OTHERS	
		TOT	%	TOT	%	TOT	%	TOT	%
<b>FEMALES</b>	36	36	100	3	8.3	11	30.6	22	61.1
<b>MALES</b>	73	72	98.6	19	26.4	22	30.6	31	43.1
<b>TOTAL</b>	109	108	99.1	22	20.4	33	30.6	53	49.1



## VI.1.2. STUDENTS' EDUCATIONAL OPTIONS

### ACADEMIC

CATEGORY	EDUCATION REPLIES	JUNIOR COLLEGE		BUSINESS & COMMERCE		PRIVATE SIXTH FORM		HIGHER SECONDARY		INFORMATION & COMMUNICATION		M'ANG REFALO		TOTAL	
		TOT	%	TOT	%	TOT	%	TOT	%	TOT	%	TOT	%	TOT	%
FEMALES	3	0	0.0	0	0.0	0	0.0	0	0	0	0.0	0	0.0	0	0
MALES	19	0	0.0	0	0.0	0	0.0	0	0.0	1	50.0	0	0.0	1	50.0
TOTAL	22	0	0.0	0	0.0	0	0.0	0	0.0	1	4.5	0	0.0	1	4.5

### TECHNICAL

CATEGORY	EDUCATION REPLIES	ELECTRONICS ENGINEERING		MECHANICAL ENGINEERING		AGRI-BUSINESS		MARITIME STUDIES		BUILDING & CONSTRUCTION		MCAST GOZO		TOTAL	
		TOT	%	TOT	%	TOT	%	TOT	%	TOT	%	TOT	%	TOT	%
FEMALES	3	0	0.0	0	0.0	0	0.0	0	0.0	0	0.0	0	0.0	0	0.0
MALES	19	0	0.0	1	5.3	0	0.0	0	0.0	16	84.2	0	0.0	17	89.5
TOTAL	22	0	0.0	1	4.5	0	0.0	0	0.0	16	72.7	0	0.0	17	77.3

### VOCATIONAL

CATEGORY	EDUCATION REPLIES	COMMUNITY SERVICES		ART AND DESIGN		TOURISM STUDIES		HEALTH CARE		TOTAL	
		TOT	%	TOT	%	TOT	%	TOT	%	TOT	%
FEMALES	3	0	0.0	2	66.7	1	33.3	0	0.0	3	100
MALES	19	0	0.0	1	5.3	0	0.0	0	0.0	1	5.3
TOTAL	22	0	0.0	3	13.6	1	4.5	0	0.0	4	18.2

### VI.1.3. STUDENTS' WORK OPTIONS

WORK	FEMALES	MALES	TOTAL	%
<i>Labourer</i>		11	11	33.3
<i>Cleaner</i>	5	4	9	27.3
<i>Caterer/Confectioner</i>		3	3	9.1
<i>Mason/Construction</i>		3	3	9.1
<i>Salesperson/Shop Asst.</i>	3		3	9.1
<i>Laundry Attendant</i>	2		2	6.1
<i>Chambermaid</i>	1		1	3.0
<i>Tile Layer/Plasterer</i>		1	1	3.0
Unspecified	0	0	0	0.0
<b>TOTAL</b>	<b>11</b>	<b>22</b>	<b>33</b>	<b>100</b>

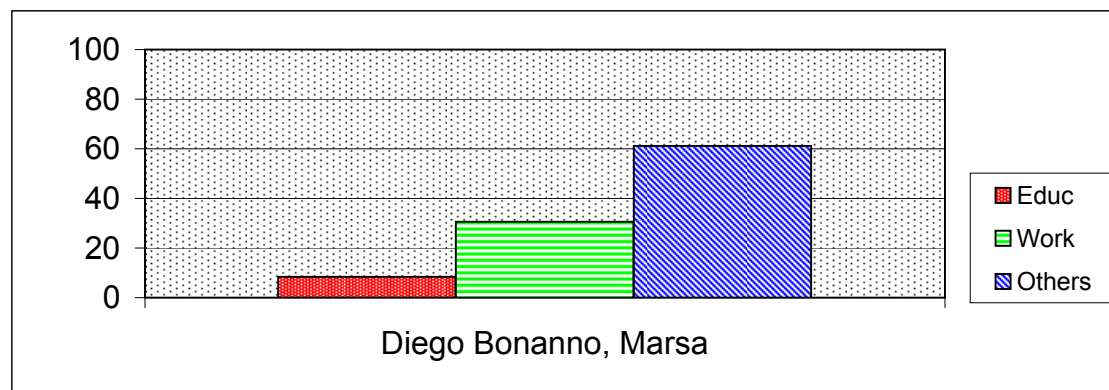
### VI.1.4. STUDENTS' OTHER OPTIONS

OPTION	FEMALES	MALES	TOTAL	%
At home	11	19	30	56.6
Emigrated	0	0	0	0.0
Registering for work	7	12	19	35.8
Others	4	0	4	7.5
<b>TOTAL</b>	<b>22</b>	<b>31</b>	<b>53</b>	<b>100</b>

**VI.2. OTHER SECONDARY SCHOOLS - FEMALES**

**VI.2.1. TOTAL STUDENTS - OPTIONS**

SCHOOL	POPULATION	REPLIES		EDUCATION		WORK		OTHERS	
		TOT	%	TOT	%	TOT	%	TOT	%
Fra Diego Bonanno, Marsa	36	36	100	3	8.3	11	30.6	22	61.1
<b>TOTAL</b>	<b>36</b>	<b>36</b>	<b>100</b>	<b>3</b>	<b>8.3</b>	<b>11</b>	<b>30.6</b>	<b>22</b>	<b>61.1</b>



## VI.2.2. STUDENTS' EDUCATIONAL OPTIONS

### ACADEMIC

SCHOOL	EDUCATION REPLIES	JUNIOR COLLEGE		BUSINESS & COMMERCE		PRIVATE SIXTH FORM		HIGHER SECONDARY		INFORMATION & COMMUNICATION		M'ANG REFALO		TOTAL	
		TOT	%	TOT	%	TOT	%	TOT	%	TOT	%	TOT	%	TOT	%
Fra Diego Bonanno, Marsa	3		0.0		0.0		0.0		0		0.0		0		0
<b>TOTAL</b>	<b>3</b>	<b>0</b>	<b>0.0</b>	<b>0</b>	<b>0.0</b>	<b>0</b>	<b>0.0</b>	<b>0</b>	<b>0</b>	<b>0</b>	<b>0.0</b>	<b>0</b>	<b>0.0</b>	<b>0</b>	<b>0</b>

### TECHNICAL

SCHOOL	EDUCATION REPLIES	ELECTRONICS ENGINEERING		MECHANICAL ENGINEERING		AGRI- BUSINESS		MARITIME STUDIES		BUILDING & CONSTRUCTION		MCAST GOZO		TOTAL	
		TOT	%	TOT	%	TOT	%	TOT	%	TOT	%	TOT	%	TOT	%
Fra Diego Bonanno, Marsa	3		0.0		0.0		0.0		0.0		0.0		0.0	0	0.0
<b>TOTAL</b>	<b>3</b>	<b>0</b>	<b>0.0</b>	<b>0</b>	<b>0.0</b>	<b>0</b>	<b>0.0</b>	<b>0</b>	<b>0.0</b>	<b>0</b>	<b>0.0</b>	<b>0</b>	<b>0.0</b>	<b>0</b>	<b>0.0</b>

### VOCATIONAL

SCHOOL	EDUCATION REPLIES	COMMUNITY SERVICES		ART AND DESIGN		TOURISM STUDIES		HEALTH CARE		TOTAL	
		TOT	%	TOT	%	TOT	%	TOT	%	TOT	%
Fra Diego Bonanno, Marsa	3		0.0	2	66.7	1	33.3		0.0	3	100
<b>TOTAL</b>	<b>3</b>	<b>0</b>	<b>0.0</b>	<b>2</b>	<b>66.7</b>	<b>1</b>	<b>33.3</b>	<b>0</b>	<b>0.0</b>	<b>3</b>	<b>100</b>

### VI.2.3. STUDENTS' WORK OPTIONS

WORK	DIEGO BONANNO	TOTAL	%
<i>Cleaner</i>	5	5	45.5
<i>Salesperson/Shop Asst.</i>	3	3	27.3
Laundry Attendant	2	2	18.2
<i>Chambermaid</i>	1	1	9.1
Unspecified	0	0	0.0
<b>TOTAL</b>	<b>11</b>	<b>11</b>	<b>100</b>

### VI.2.4. STUDENTS' OTHER OPTIONS

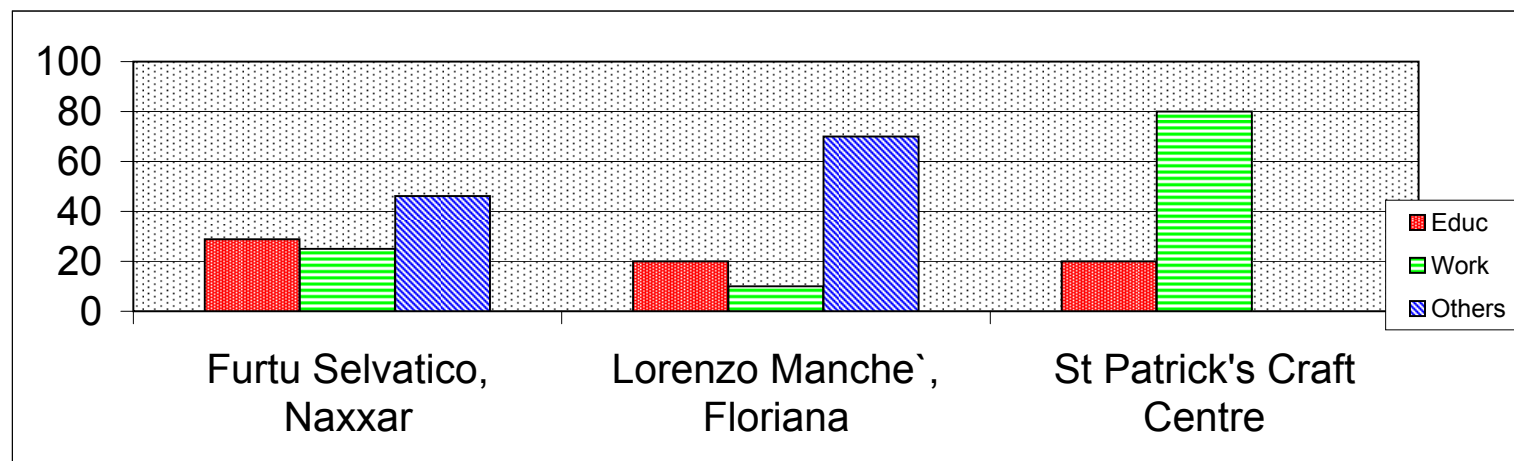
OPTION	DIEGO BONANNO	TOTAL	%
At home	11	11	50.0
Emigrated	0	0	0.0
Registering for work	7	7	31.8
Others	4	4	18.2
<b>TOTAL</b>	<b>22</b>	<b>22</b>	<b>100</b>



VI.3. OTHER SECONDARY SCHOOLS - MALES

VII.3.1. TOTAL STUDENTS - OPTIONS

SCHOOL	POPULATION	REPLIES		EDUCATION		WORK		OTHERS	
		TOT	%	TOT	%	TOT	%	TOT	%
Furtu Selvatico, Naxxar	52	52	100	15	28.8	13	25.0	24	46.2
Lorenzo Manche`, Floriana	11	10	90.9	2	20.0	1	10.0	7	70.0
St Patrick's Craft Centre	10	10	100	2	20.0	8	80.0	0	0.0
<b>TOTAL</b>	<b>73</b>	<b>72</b>	<b>98.63</b>	<b>19</b>	<b>26.4</b>	<b>22</b>	<b>30.6</b>	<b>31</b>	<b>43.1</b>



### VI.3.2. STUDENTS' EDUCATIONAL OPTIONS

#### ACADEMIC

SCHOOL	EDUCATION REPLIES	JUNIOR COLLEGE		BUSINESS & COMMERCE		PRIVATE SIXTH FORM		HIGHER SECONDARY		INFORMATION & COMMUNICATION		M'ANG REFALO		TOTAL	
		TOT	%	TOT	%	TOT	%	TOT	%	TOT	%	TOT	%	TOT	%
Furtu Selvatico, Naxxar	15		0.0		0.0		0.0		0.0		0.0		0.0	0	0.0
Lorenzo Manche`, Floriana	2		0.0		0.0		0.0		0.0	1	50.0		0.0	1	50.0
St Patrick's Craft Centre	2		0.0		0.0		0.0		0.0		0.0		0.0	0	0.0
<b>TOTAL</b>	<b>19</b>	<b>0</b>	<b>0.0</b>	<b>0</b>	<b>0.0</b>	<b>0</b>	<b>0.0</b>	<b>0</b>	<b>0.0</b>	<b>1</b>	<b>50.0</b>	<b>0</b>	<b>0.0</b>	<b>1</b>	<b>50.0</b>

#### TECHNICAL

SCHOOL	EDUCATION REPLIES	ELECTRONICS ENGINEERING		MECHANICAL ENGINEERING		AGRI- BUSINESS		MARITIME STUDIES		BUILDING & CONSTRUCTION		MCAST GOZO		TOTAL	
		TOT	%	TOT	%	TOT	%	TOT	%	TOT	%	TOT	%	TOT	%
Furtu Selvatico, Naxxar	15		0.0		0.0		0.0		0.0	14	93.3		0.0	14	93.3
Lorenzo Manche`, Floriana	2		0.0		0.0		0.0		0.0	1	50		0.0	1	50
St Patrick's Craft Centre	2		0.0	1	50.0		0.0		0.0	1	50.0		0.0	2	100.0
<b>TOTAL</b>	<b>19</b>	<b>0</b>	<b>0.0</b>	<b>1</b>	<b>5.3</b>	<b>0</b>	<b>0.0</b>	<b>0</b>	<b>0.0</b>	<b>16</b>	<b>84.2</b>	<b>0</b>	<b>0.0</b>	<b>17</b>	<b>89.5</b>

#### VOCATIONAL

SCHOOL	EDUCATION REPLIES	COMMUNITY SERVICES		ART AND DESIGN		TOURISM STUDIES		HEALTH CARE		TOTAL	
		TOT	%	TOT	%	TOT	%	TOT	%	TOT	%
Furtu Selvatico, Naxxar	15		0.0	1	6.7		0.0		0.0	1	6.7
Lorenzo Manche`, Floriana	2		0.0		0.0		0.0		0.0	0	0.0
St Patrick's Craft Centre	2		0.0		0		0.0		0.0	0	0
<b>TOTAL</b>	<b>19</b>	<b>0</b>	<b>0.0</b>	<b>1</b>	<b>5.3</b>	<b>0</b>	<b>0.0</b>	<b>0</b>	<b>0.0</b>	<b>1</b>	<b>5.3</b>

### VI.3.3. STUDENTS' WORK OPTIONS

WORK	FURTU SELVATICO	LORENZO MANCHE'	ST PATRICK'S	TOTAL	%
<i>Labourer</i>	8		3	11	50.0
<i>Cleaner</i>	2		2	4	18.2
<i>Caterer/Confectioner</i>	3		3	3	13.6
<i>Mason/Construction</i>		1	2	3	13.6
<i>Tile Layer/Plasterer</i>			1	1	4.5
Unspecified				0	0.0
<b>TOTAL</b>	<b>13</b>	<b>1</b>	<b>8</b>	<b>22</b>	<b>100</b>

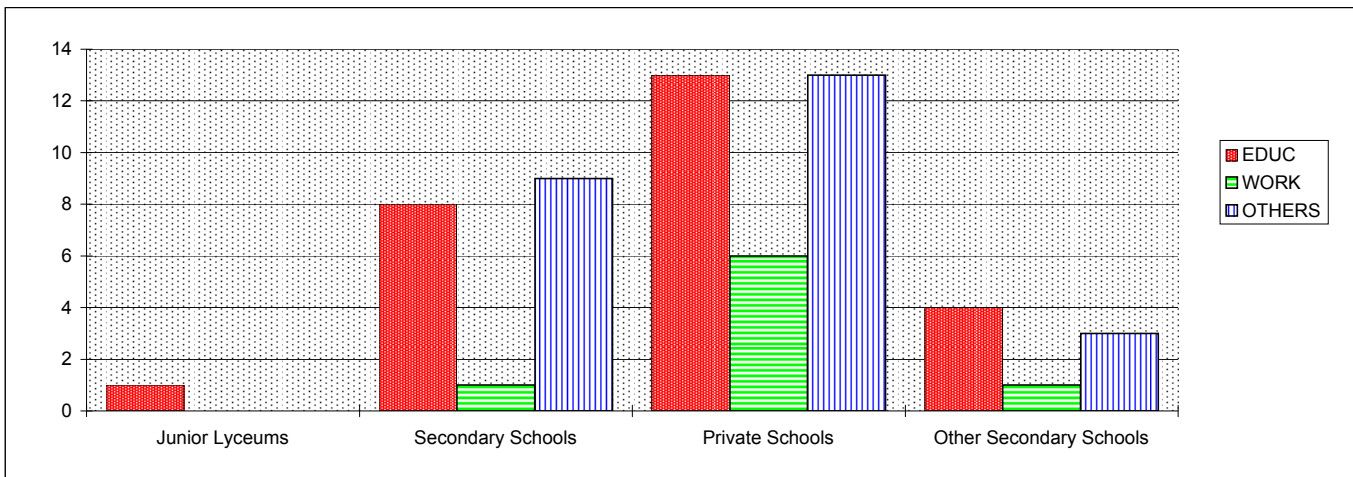
### VI.3.4. STUDENTS' OTHER OPTIONS

OPTION	FURTU SELVATICO	LORENZO MANCHE'	ST PATRICK'S	TOTAL	%
At home	14	5		19	61.3
Emigrated				0	0.0
Registering for Work	10	2		12	38.7
Others				0	0.0
<b>TOTAL</b>	<b>24</b>	<b>7</b>	<b>0</b>	<b>31</b>	<b>100</b>

**VII. SPECIAL NEEDS STUDENTS**

**VII.1. TOTAL STUDENTS OPTIONS BY SECTOR**

SECTOR	EDUCATION	WORK	OTHERS	TOTAL
	TOT	TOT	TOT	
Junior Lyceums	1	0	0	1
Secondary Schools	8	1	9	18
Private Schools	13	6	13	32
Other Secondary Schools	4	1	3	8
<b>TOTAL</b>	<b>26</b>	<b>8</b>	<b>25</b>	<b>59</b>



## VII.2. TOTAL STUDENTS' OPTIONS BY SEX

### FEMALES

SECTOR	EDUCATION	WORK	OTHERS	TOTAL
	TOT	TOT	TOT	
Junior Lyceums	0	0	0	0
Secondary Schools	7	0	4	11
Private Schools	2	3	7	12
Other Secondary Schools	0	0	2	2
<b>TOTAL</b>	<b>9</b>	<b>3</b>	<b>13</b>	<b>25</b>

### MALES

SECTOR	EDUCATION	WORK	OTHERS	TOTAL
	TOT	TOT	TOT	
Junior Lyceums	1	0	0	1
Secondary Schools	1	1	5	7
Private Schools	10	3	6	19
Other Secondary Schools	4	1	1	6
<b>TOTAL</b>	<b>16</b>	<b>5</b>	<b>12</b>	<b>33</b>

### MIXED

SECTOR	EDUCATION	WORK	OTHERS	TOTAL
	TOT	TOT	TOT	
Private Schools Mixed	1	0	0	1

### VII.3. JUNIOR LYCEUMS

#### FEMALES

SCHOOL				EDUCATION	WORK	OTHERS
	ACADEMIC	TECHNICAL	VOCATIONAL	TOTAL		
Adrian Dingli, St Patrick's				0		
Maria Regina, Blata I-Bajda				0		
St Theresa, Mriehel				0		
Carlo Diacono, Zejtun				0		
Margareth Mortimer, Sta Lucia				0		
Agius de Soldanis, Gozo				0		
<b>TOTAL</b>	<b>0</b>	<b>0</b>	<b>0</b>	<b>0</b>	<b>0</b>	<b>0</b>

#### MALES

SCHOOL				EDUCATION	WORK	OTHERS
	ACADEMIC	TECHNICAL	VOCATIONAL	TOTAL		
Liceo Vassalli, Handaq				0		
G. Zammit Brighella, Hamrun				0		
G. Despott, Verdala				0		
St Joseph, Paola	0	0	1	1	0	0
Ninu Cremona, Gozo				0		
<b>TOTAL</b>	<b>0</b>	<b>0</b>	<b>1</b>	<b>1</b>	<b>0</b>	<b>0</b>

#### VII.4. SECONDARY SCHOOLS

##### FEMALES

SCHOOL				EDUCATION	WORK	OTHERS
	ACADEMIC	TECHNICAL	VOCATIONAL	TOTAL		
P. Pullicino, Rabat				0		
M'Assumpta, Hamrun	2		2	4		1
M'Goretti, Tarxien	0	0	1	1	0	2
L.Preziosi, St Andrew's				0		1
Lily of the Valley, Mosta		2		2		
Agius De Soldanis, Gozo				0		
E.Serracino Inglott, Cospicua				0		
<b>TOTAL</b>	<b>2</b>	<b>2</b>	<b>3</b>	<b>7</b>	<b>0</b>	<b>4</b>

##### MALES

SCHOOL				EDUCATION	WORK	OTHERS
	ACADEMIC	TECHNICAL	VOCATIONAL	TOTAL		
V. Bugeja, Sta Venera	/	/	/	0	/	/
G. D'Amato, Paola				0		2
A. Bosio, Gzira	/	/	0	0	/	2
T. Zammit, Mtarfa				0		
K. Psaila, Zebbug				0	1	
L. Gafa, Fortini				0		
G. Galea, Qormi				0		
F.X. Attard, Marsa	/	/	/	0	/	/
V.Borg Brared, B'Kara				0		1
S.Frangisk, Sta Venera	1			1		
N. Cremona, Gozo				0		
<b>TOTAL</b>	<b>1</b>	<b>0</b>	<b>0</b>	<b>1</b>	<b>1</b>	<b>5</b>

## VII.5. PRIVATE SCHOOLS

### FEMALES

SCHOOL				EDUCATION	WORK	OTHERS
	ACADEMIC	TECHNICAL	VOCATIONAL	TOTAL		
St Joseph, Blata l-Bajda				0		1
Our Lady Immaculate, Hamrun				0		
St Dorothy's, Zebbug	1			1	2	
St Monica, B'Kara	/		/	0	/	1
St Monica, Gzira	/	/	/	0	/	1
Immaculate Conception, Tarxien				0		1
Sacred Heart, St Julian's	1			1		
St Joseph, Sliema				0	1	
St Francis Sec. School, Sliema				0		3
St Catherine's, Pembroke	/		/	0		
<b>TOTAL</b>	<b>2</b>	<b>0</b>	<b>0</b>	<b>2</b>	<b>3</b>	<b>7</b>

### MALES

SCHOOL				EDUCATION	WORK	OTHERS
	ACADEMIC	TECHNICAL	VOCATIONAL	TOTAL		
St Albert, Valletta		2	/	2	1	2
St Elias College, Sta Venera				0	1	1
St Augustine, Pieta`			3	3	1	
St Michael's, Qormi				0		
Seminary, Tal-Virtu`	1	/		1	/	
Savio College, Dingli			1	1		
St Aloysius, B'Kara				0		
St Paul's, Rabat				0		2
Seminary, Gozo				0		
Stella Maris, Gzira	1		3	3		
De La Salle, Cottonera	/	/		0	/	1
St Edward's College, Cottonera	/	/		0	/	/
<b>TOTAL</b>	<b>1</b>	<b>2</b>	<b>7</b>	<b>10</b>	<b>3</b>	<b>6</b>

### MIXED

SCHOOL				EDUCATION	WORK	OTHERS
	ACADEMIC	TECHNICAL	VOCATIONAL	TOTAL		
San Anton School				0		
St Martin's College	/	/	/	0	/	/
St Michael Foundation	/	/	1	1		
San Andrea School				0	/	
<b>TOTAL</b>	<b>0</b>	<b>0</b>	<b>1</b>	<b>1</b>	<b>0</b>	<b>0</b>



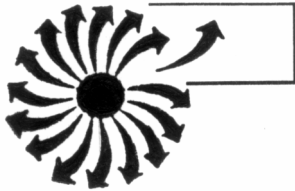
**VII.7. OTHER SECONDARY SCHOOLS**

**FEMALES**

SCHOOL				EDUCATION	WORK	OTHERS
	ACADEMIC	TECHNICAL	VOCATIONAL	TOTAL		
Fra Diego Bonanno, Marsa			0	0		2
<b>TOTAL</b>	<b>0</b>	<b>0</b>	<b>0</b>	<b>0</b>	<b>0</b>	<b>2</b>

**MALES**

SCHOOL				EDUCATION	WORK	OTHERS
	ACADEMIC	TECHNICAL	VOCATIONAL	TOTAL		
Furtu Selvatico, Naxxar		4		4	1	1
Lorenzo Manche`, Floriana				0		
St Patrick's Craft Centre				0		
<b>TOTAL</b>	<b>0</b>	<b>4</b>	<b>0</b>	<b>4</b>	<b>1</b>	<b>1</b>



## GUIDANCE AND COUNSELLING

### EDUCATION DIVISION

1<sup>st</sup> October 2006

Dear student,

It has now been some months since you have left secondary school. Yet, we are still interested in knowing what you are doing at present, whether in a new course of study or at work. Consequently, it would be greatly appreciated if you could fill in the attached questionnaire and **return it to the Guidance Teacher of your last school.**

We are collecting this data for the compilation of the annual Tracer Study published by the Guidance & Counselling Services. Such a study publishes statistical information regarding the educational/ vocational choices of students after Form 5. The Form will be destroyed as soon as data is compiled. No personal data is entered in computer or published.

Should you require any help or information do not hesitate to contact the guidance teacher at school.

Name and Surname .....

School (2005-2006) ..... Form 5 .....

**1. On completion of Form V, what are you doing now? (Put a cross [x] where applicable)**

studying at school  working  at home

**2. If studying, where? Please tick as appropriate.**

- Ġian Frangisk Abela, Junior College, Msida
- Institute of Business & Commerce, Paola (M.C.A.S.T.)
- Private Sixth Form
- Giovanni Curmi Higher Secondary School, Naxxar
- Institute of Information & Communication Technology, Paola (M.C.A.S.T.)
- M'Anġ Refalo' Centre for Further Studies, Gozo
- Institute of Electronics Engineering, Paola (M.C.A.S.T.)
- Institute of Mechanical Engineering, Paola (M.C.A.S.T.)
- Institute of Agribusiness, Luqa (M.C.A.S.T.)
- Institute of Maritime Studies, Kalkara (M.C.A.S.T.)
- Institute of Building & Construction Engineering, Naxxar (M.C.A.S.T.)
- M.C.A.S.T. Centre, Gozo.
- Institute of Community Services, Sliema (M.C.A.S.T.)
- Institute of Art & Design, Targa Gap (M.C.A.S.T.)
- Institute of Tourism Studies, St Julian's
- Institute of Health Care, University of Malta, Msida

**3. If working, in what job? .....**

**4. If neither studying nor working, what are you doing? .....**

**Student's Signature:** \_\_\_\_\_ **Date:** \_\_\_\_\_

**TRACER STUDY 2005-2006**

SCHOOL: \_\_\_\_\_ STAMP: \_\_\_\_\_

Number of students on roll (1-6-2006) \_\_\_\_\_

**A. Students Studying****i. ACADEMIC COURSES at:**

Gian Frangisk Abela, Junior College, Msida \_\_\_\_\_

Institute of Business &amp; Commerce, Paola (M.C.A.S.T.) \_\_\_\_\_

Private Sixth Form \_\_\_\_\_

Giovanni Curmi Higher Secondary, Naxxar \_\_\_\_\_

Institute of Information &amp; Comm Tech., Paola (M.C.A.S.T.) \_\_\_\_\_

Mikelang Refalo Upper Lyceum, Gozo \_\_\_\_\_

Total: \_\_\_\_\_

(Including \_\_\_\_\_ Special Needs Students)

**ii. TECHNICAL COURSES at:**

Institute of Electronics Engineering, Paola (M.C.A.S.T.) \_\_\_\_\_

Institute of Mechanical Engineering, Paola (M.C.A.S.T.) \_\_\_\_\_

Institute of Agribusiness, Luqa (M.C.A.S.T.) \_\_\_\_\_

Institute of Maritime Studies, Kalkara (M.C.A.S.T.) \_\_\_\_\_

Institute of Building &amp; Construction, Naxxar (M.C.A.S.T.) \_\_\_\_\_

M.C.A.S.T. Centre, Gozo. \_\_\_\_\_

Total: \_\_\_\_\_

(Including \_\_\_\_\_ Special Needs Students)

**iii. VOCATIONAL COURSES at:**

Institute of Community Services, Sliema (M.C.A.S.T.) \_\_\_\_\_

Institute of Art &amp; Design, Mosta (M.C.A.S.T.) \_\_\_\_\_

Institute of Tourism Studies, St Julian's \_\_\_\_\_

Institute of Health Care (Univ. of Malta), Msida \_\_\_\_\_

Total: \_\_\_\_\_

(Including \_\_\_\_\_ Special Needs Students)

**TRACER STUDY 2005-2006**

**B. Students Working**

<b>Job:</b>	<b>Number:</b>
Salesperson/Shop Asst.	_____
Waiter/Waitress	_____
Machine Operator	_____
Cleaner	_____
Labourer	_____
Chambermaid	_____
Mason/Construction	_____
Hairdresser/Beautician	_____
Tile Layer/Plasterer	_____
Caterer/Confectioner	_____
_____	_____
_____	_____
_____	_____
_____	_____
_____	_____
_____	_____
_____	_____
_____	_____

Total: \_\_\_\_\_  
(Including \_\_\_\_\_ Special Needs Students)

**C. Other Students**

At Home	_____
Emigrated	_____
Registering for Work	_____
Others	_____

Total: \_\_\_\_\_  
(Including \_\_\_\_\_ Special Needs Students)

Guidance Teacher/s \_\_\_\_\_ , \_\_\_\_\_