


# TRACER STUDY 2011 REPORT



STUDENT SERVICES DEPARTMENT  
EDUCATION PSYCHO-SOCIAL SERVICES  
Fra Gaetano Pace Forno Street  
Hamrun HMR 1100  
MALTA

**I. INTRODUCTION**

- Explanatory Notes
- Thanks
- Background Information
- Observations

**II. NATIONAL TABLES****Page**

- Total Students' Options by Sector 1
- Total Students' Options by Gender 2
- Total Students' Educational Options 3
- Total Students' Work Options 4
- Reason for choosing Work Option 5
- Total Students' Other Options 6
- Reason for neither studying nor working 6
- Factors which could have possibly changed choice of not studying 7

**III. SECONDARY SCHOOLS**

- Total Students' Options 8
- Students' Educational Options 9
- Students' Work Options 10
- Reason for choosing Work Option 10
- Students' Other Options 11
- Reason for neither studying nor working 11
- Factors which could have changed choice of not studying 12

**SECONDARY SCHOOLS - FEMALES**

- Total Students' Options 13
- Students' Educational Options 14
- Students' Work Options 16
- Reason for choosing Work Option 17
- Students' Other Options 18
- Reason for neither studying nor working 19
- Factors which could have changed choice of not studying 20

**SECONDARY SCHOOL - MALES**

- Total Students' Options 21
- Students' Educational Options 22
- Students' Work Options 24
- Reason for choosing Work Option 25

• Students' Other Options	26
• Reason for neither studying nor working	27
• Factors which could have changed choice of not studying	28

#### IV. PRIVATE SCHOOLS

• Total Students' Options	29
• Students' Educational Options	30
• Students' Work Options	31
• Reason for choosing Work Option	31
• Students' Other Options	32
• Reason for neither studying nor working	32
• Factors which could have changed choice of not studying	33

#### PRIVATE SCHOOLS - FEMALES

• Total Students' Options	34
• Students' Educational Options	35
• Students' Work Options	37
• Reason for choosing Work Option	38
• Students' Other Options	39
• Reason for neither studying nor working	40
• Factors which could have changed choice of not studying	41

#### PRIVATE SCHOOLS - MALES

• Total Students' Options	42
• Students' Educational Options	43
• Students' Work Options	45
• Reason for choosing Work Option	46
• Students Other Options	47
• Reason for neither studying nor working	48
• Factors which could have changed choice of not studying	49

#### PRIVATE SCHOOLS - MIXED

• Total Students' Options	50
• Students' Educational Options	51
• Students' Work Options	52
• Reason for choosing Work Option	52
• Students' Other Options	53
• Reason for neither studying nor working	53
• Factors which could have changed choice of not studying	54

## VI. SPECIAL NEEDS STUDENTS

• Total Students' Options	55
• Total Students' Options by Gender	56
• Secondary Schools	57
• Private Schools	58

## APPENDICES

- Students' Data-Entry Form
- Guidance Teachers' Data Return-Sheet

## INTRODUCTION:

Since 1990 the Guidance and Counselling Services have been organising a series of tracer studies - both at school and at the national level. Such research provides helpful information to educational planners as well as the personnel at the **Education Psycho-Social Services Department**. The work carried out by Guidance Teachers encouraging students to have positive approaches toward furthering their education is evident in the steady increase we have seen during the past few years in the number of students participating in post-secondary courses. In this report we find **3909** young people (**82.7%** of the total number of students who reached school leaving age and replied to the survey) who opted to follow a course in post-secondary schools. This represents an increase of 1.5% from that of last year's.

### 1. EXPLANATORY NOTES:

- 1.1 All students who had completed Form V in **2011** were asked to participate in this Tracer Study, i.e. all students who were legally able to leave school on finishing the statutory school career and could opt to stay on at school or seek work. Those students who left school before doing their school-leaving examination - having been officially exempted from school on reaching their sixteenth birthday - were considered as dropouts and thus were not included in the study.
- 1.2 In the form sent to all school leavers, each student was asked to indicate if she/he was studying at school, working, or at home (See Appendices).

A list of all post-secondary schools, as reproduced in the appendices, was sent to all school leavers. Schools were grouped into academic, technical, or vocational courses. Each student was asked to indicate which school he/she was attending at the time of the survey, i.e. October/November **2011**.

- 1.3 If the student declares he/she is working, a list of the **eight** jobs which were most popular in the **2010** Tracer Study was given. Students were asked to indicate if they were working in these or other different jobs.
- 1.4 The last section "Others" included those who were asked to state whether they were at home, emigrated, registering for work or any other option.

## 2. THANKS

2.1 Thanks are due to all Guidance Teachers, Counsellors and Heads of all participating schools.

## 3. BACKGROUND INFORMATION

3.1 The first National Tracer Study was published in October 1990. Before that various Guidance Teachers had been taking the initiative to find out what became of their students after school leaving age, and held a Tracer Study in their own particular school. In 1990 the Guidance and Counselling Services decided to incorporate the information collected from these different studies so that a national picture could be drawn up identifying national, sectorial, and school trends. All schools were invited to participate. Guidance Teachers and Trainee Career Advisors were requested to conduct their own Tracer Study in their respective schools and then send in their data to Head Office enabling the National Tracer Study to be compiled annually, so that by comparing the different reports, trends may be easily identified.

3.2 Work on this Tracer Study started in November 2011. Forms were sent out to all Guidance Teachers to hold a Tracer Study in their respective schools. These forms were then sent to all school leavers who were asked to send them back duly filled in to their own schools. The 94.6% replies gathering the information needed could only have been achieved by sheer hard work on the part of the Guidance Teachers and Trainee Career Advisors. We thank the Guidance Teachers and Trainee Career Advisors for their assiduous work.

## 4. OBSERVATIONS

4.1 Sectorial and school statistics may be easily analysed and compared after a closer look at the data tabulated below.

### 4.2 Options Mix

4.2.1 The options mix (Education 82.7%, Work 6.9% and Others 10.4%) in 2011 shows almost the same results as that of the previous year (Education 81.2%, Work 8.3% and Others 10.4%). However, the 1.5% rise in the Education option is counter-balanced by the 1.4% decrease in the Work option, while that for Others option remained the same.

The trends of choices established in the previous Tracer Studies, were again confirmed here. As already noted, there was a small increase in the number of students opting to further their education. On the other hand, there was a decrease in the number of students opting for work on reaching school leaving age.

	Education		Work		Others	
	Total	%	Total	%	Total	%
<b>1990</b>	1961	56	1102	31	353	10
<b>1991</b>	2554	63	1081	27	479	10
<b>1992</b>	2653	60	1237	27	599	13
<b>1993</b>	2652	60	1085	25	627	14
<b>1994</b>	2790	61	1292	28	538	12
<b>1995</b>	2734	58	1318	28	643	14
<b>1997</b>	2787	65	861	20	616	15
<b>1998</b>	3189	67	903	19	698	15
<b>1999</b>	3496	66	961	18	845	16
<b>2000</b>	3369	65	957	19	852	17
<b>2001</b>	3392	67	830	17	818	16
<b>2002</b>	3491	69	782	16	774	15
<b>2003</b>	3583	69	737	14	874	17
<b>2004</b>	3727	71	732	14	796	15
<b>2005</b>	3812	72	629	12	883	17
<b>2006</b>	3855	74	668	13	699	13
<b>2007</b>	3386	76	651	13	547	11
<b>2008</b>	3952	80	573	12	388	8
<b>2009</b>	3962	81	407	8	508	10
<b>2010</b>	3999	81	409	8	514	10
<b>2011</b>	3909	83	327	7	490	10

## Options by Gender.

4.3.1 Results from previous tracer studies up to 1995 showed that usually more male than female students opted to continue their education. However, this trend was reversed in 1997 when 1560 females and 1168 males opted for post-secondary courses. Number wise, this 2011 report shows an almost equal number of male and female students opting to continue their education after Form 5. Percentage wise, however, females (at 85%) outweigh males (at 79%) in opting to continue with their schooling after Form 5. This is in line with the results of the previous year's report, i.e. that for 2010.

	1990		1991		1992		1993		1994		1995		1997		1998		1999		2000		2001	
	Tot.	%	Tot.	%	Tot.	%	Tot.	%	Tot.	%	Tot.	%	Tot.	%	Tot.	%	Tot.	%	Tot.	%	Tot.	%
<b>MALES</b>	1027	52	1435	57	1417	65	1461	67	1498	67	1485	63	1168	60	1497	65	1706	65	1616	62	1580	65
<b>FEMALES</b>	934	48	1108	43	1205	55	1165	56	1256	56	1206	52	1560	69	1671	68	1708	66	1634	67	1674	67
<b>MIXED</b>					31	22	26	30	36	25	47	39	59	69	78	94	82	80	119	83	138	91
<b>TOTALS</b>	1961		2443		2653	59	2652	61	2790	61	2734	58	2787	65	3246	67	3496	66	3369	65	3392	67

	2002		2003		2004		2005		2006		2007		2008		2009		2010		2011	
	Tot.	%	Tot.	%	Tot.	%	Tot.	%	Tot.	%	Tot.	%	Tot.	%	Tot.	%	Tot.	%	Tot.	%
<b>MALES</b>	1658	64	1598	64	1701	67	1726	69	1756	71	1699	70	1750	75	1788	77	1845	77	1796	79
<b>FEMALES</b>	1678	74	1769	71	1789	72	1824	71	1797	74	1854	80	1876	84	1834	84	1837	84	1788	85
<b>MIXED</b>	155	88	216	97	237	90	262	93	302	97	333	97	326	98	340	99	317	99	325	98
<b>TOTALS</b>	3491	69	3583	69	3727	71	3812	72	3855	74	3886	76	3952	80	3962	81	3999	81	3909	83



4.3.2 When comparing the choices of male and female students it is more accurate to look at percentages rather than numbers because of the different school populations. While 79% of girls in secondary schools opted for post-secondary education, only 69% of boys in Junior Lyceums continued with further studies.

4.3.3 While the number of boys in private schools choosing to attend post-secondary schools, (at 808), outweighs that for girls (at 699), percentage wise (at 96.3%) females in private schools outweigh that for males (at 96%) in private schools.

4.3.4 Post Secondary courses.

Table II.3 shows that 78% of the students opting for Post Secondary Courses chose the academic stream joining courses at the Junior College, the Institute of Business & Commerce, Giovanni Curmi Higher Secondary, the Institute of Information & Communication, M.A.Refalo Complex, and Private Sixth Forms. Only 10% of the students opted to join the technical stream, while 12% chose vocational courses. These Educational options by sector are almost the same as those reported for last year, i.e. in Tracer Study 2010 Report.

4.3.5.1 Work Options

A total of 327 students opted to start work on completing their Secondary School Education. This represents 5.5 % of the female and 9% of the male school population. This amounts to 7 % of total number of respondents.

Similar to previous Tracer Studies the majority of school leavers opting for work found jobs as salespersons/shop assistants (121 students), labourers (47), waitresses/ waiters (27), cleaners (26), machine operators (24), caterers/confectioners (22), and mason\construction. It is interesting to note a repetition of the pattern found in previous Tracer Studies.

#### 4.3.5.2 Reason for choosing work option.

Out of 327 respondents, 291 students opting to start work came from the secondary sector. Only 36 students opting to start work were coming from Private Schools.

The main reason given for choosing work option was that they were not interested in studying. This accounted for 34% of the replies. Other reasons were that they did not sit for SEC exams (22%), obtained no certification (13%), while 11% joined the family business . 3% did not specify any particular reason.

#### 4.3.6.1 “Other” Options

A total of 490 students (10%) stated they were neither following a post-secondary course nor working. This represents the same amount as that of the previous year at 514 students, i.e. 10%.

#### 4.3.6.2 Reason for neither studying nor working.

Out of a total of 490 students, 458 opting neither to study nor to start work came from the secondary sector. Only 32 students opting neither to study nor to start work were coming from Private Schools.

The four main reasons given for choosing neither to study nor to start work were that they did not sit for SEC exams (18%), were not interested in studying (15%), were registering for work (14%), while 11% obtained no certification. 20% did not specify any particular reason.

#### 4.4.1 Options Mix by Sector.

There is a very big variation between the choices of students from the different sectors. A good number of students from Private Schools opted for post-secondary courses (96%), while only 74% of the students from Secondary Schools made the same choice. This is counter-balanced when we look at the work options: 2% of Private School students against 10% of secondary school students found work on leaving school after completing Form V. This pattern is repeated when we consider the 'Others' option.

#### 4.4.2 Factors which could have possibly changed choice of not studying.

'More interesting subjects to learn' (27.1%) was listed as the main factor which could have possibly changed choice of not studying, while 'Financial support' (13.6%) came next. 11.3% did not specify any particular factor or were listed under the general heading of 'Other' (23.7%).

#### 5.1 Special Needs Students.

This section is included by way of an addendum since the data tabulated here is already included in the other sections forming the main body of this report. We should also note that the students considered are those included in mainstream classes in normal schools, and in no way considers those attending special schools.

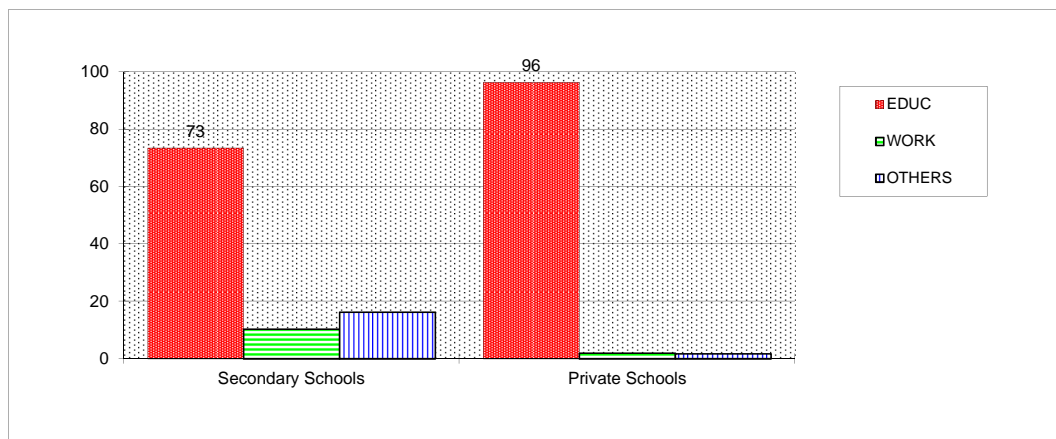
65 special needs students were reported in the Secondary Schools sector. The Private Schools sector accounted for more than half the total of special needs students (41 students out of a total of 106). This is in line with that reported in the previous year where there were 50 special needs students out of a total of 97, i.e. the total number of special needs students attended Secondary Schools.

With regards to gender mix, there were more than four times as much males (85) than females (19). The number of special needs students who continued with further education was four as much for males (56) than for females (14).

**II. NATIONAL TABLES**

**II.1. TOTAL STUDENTS OPTIONS BY SECTOR**

SECTOR	POPULATION	REPLIES		EDUCATION		WORK		OTHERS	
		TOT	%	TOT	%	TOT	%	TOT	%
Secondary Schools	3093	2826	91.4	2077	73.5	291	10.3	458	16.2
Private Schools	1904	1900	99.8	1832	96.4	36	1.9	32	1.7
<b>TOTAL</b>	<b>4997</b>	<b>4726</b>	<b>94.6</b>	<b>3909</b>	<b>82.7</b>	<b>327</b>	<b>6.9</b>	<b>490</b>	<b>10.4</b>



**II.2. TOTAL STUDENTS' OPTIONS BY GENDER**

**FEMALES**

SECTOR	POPULATION	REPLIES		EDUCATION		WORK		OTHERS	
		TOT	%	TOT	%	TOT	%	TOT	%
Secondary Schools	1561	1388	88.9	1089	78.5	100	7.2	199	14.3
Private Schools	730	726	99.5	699	96.3	17	2.3	10	1.4
<b>TOTAL</b>	<b>2291</b>	<b>2114</b>	<b>92.3</b>	<b>1788</b>	<b>84.6</b>	<b>117</b>	<b>5.5</b>	<b>209</b>	<b>9.9</b>

**MALES**

SECTOR	POPULATION	REPLIES		EDUCATION		WORK		OTHERS	
		TOT	%	TOT	%	TOT	%	TOT	%
Secondary Schools	1532	1438	93.9	988	68.7	191	13.3	259	18.0
Private Schools	842	842	100	808	96.0	12	1.4	22	2.6
<b>TOTAL</b>	<b>2374</b>	<b>2280</b>	<b>96.0</b>	<b>1796</b>	<b>78.8</b>	<b>203</b>	<b>8.9</b>	<b>281</b>	<b>12.3</b>

**MIXED**

SECTOR	POPULATION	REPLIES		EDUCATION		WORK		OTHERS	
		TOT	%	TOT	%	TOT	%	TOT	%
Private Schools Mixed	332	332	100	325	97.9	7	2.1	0	0.0

### II.3. TOTAL STUDENTS' EDUCATIONAL OPTIONS

#### ACADEMIC

SECTOR	EDUCATION REPLIES	JUNIOR COLLEGE		BUSINESS & COMMERCE		PRIVATE SIXTH FORM		HIGHER SECONDARY		INFORMATION & COMMUNICATION		M'ANG REFALO		SIXTH FORM ABROAD		TOTAL	
		TOT	%	TOT	%	TOT	%	TOT	%	TOT	%	TOT	%	TOT	%	TOT	%
Secondary Schools	2077	469	22.6	130	6.3	60	2.9	431	20.8	137	6.6	172	8.3	0	0.0	1399	67.4
Private Schools	1832	632	34.5	62	3.4	349	19.1	435	23.7	57	3.1	84	4.6	12	0.7	1631	89.0
<b>TOTAL</b>	<b>3909</b>	<b>1101</b>	<b>28.2</b>	<b>192</b>	<b>4.9</b>	<b>409</b>	<b>10.5</b>	<b>866</b>	<b>22.2</b>	<b>194</b>	<b>5.0</b>	<b>256</b>	<b>6.5</b>	<b>12</b>	<b>0.3</b>	<b>3030</b>	<b>77.5</b>

#### TECHNICAL

SECTOR	EDUCATION REPLIES	ELECTRONICS ENGINEERING		MECHANICAL ENGINEERING		AGRI-BUSINESS		MARITIME STUDIES		BUILDING & CONSTRUCTION		MCAST GOZO		PROFESSIONAL INSTITUTE ABROAD		TOTAL	
		TOT	%	TOT	%	TOT	%	TOT	%	TOT	%	TOT	%	TOT	%	TOT	%
Secondary Schools	2077	60	2.9	140	6.7	43	2.1	6	0.3	34	1.6	50	2.4	0	0.0	333	16.0
Private Schools	1832	20	1.1	34	1.9	4	0.2	6	0.3	4	0.2	2	0.1	0	0.0	70	3.8
<b>TOTAL</b>	<b>3909</b>	<b>80</b>	<b>2.0</b>	<b>174</b>	<b>4.5</b>	<b>47</b>	<b>1.2</b>	<b>12</b>	<b>0.3</b>	<b>38</b>	<b>1.0</b>	<b>52</b>	<b>1.3</b>	<b>0</b>	<b>0.0</b>	<b>403</b>	<b>10.3</b>

#### VOCATIONAL

SECTOR	EDUCATION REPLIES	COMMUNITY SERVICES		ART AND DESIGN		TOURISM STUDIES		HEALTH CARE		VOCATIONAL COLLEGE ABROAD		TOTAL	
		TOT	%	TOT	%	TOT	%	TOT	%	TOT	%	TOT	%
Secondary Schools	2077	149	7.2	69	3.3	125	6.0	1	0.0	1	0.0	345	16.6
Private Schools	1832	41	2.2	44	2.4	42	2.3	2	0.1	2	0.1	131	7.2
<b>TOTAL</b>	<b>3909</b>	<b>190</b>	<b>4.9</b>	<b>113</b>	<b>2.9</b>	<b>167</b>	<b>4.3</b>	<b>3</b>	<b>0.1</b>	<b>3</b>	<b>0.08</b>	<b>476</b>	<b>12.2</b>

**II.4. TOTAL STUDENTS WORK OPTIONS**

WORK	SECONDARY SCHOOLS	PRIVATE SCHOOLS	TOTAL	%
Salesperson/Shop Asst.	102	19	121	37.0
Labourer	44	3	47	14.4
Waiter/Waitress	23	4	27	8.3
Cleaner	25	1	26	8.0
Machine Operator	24		24	7.3
Caterer/Confectioner	21	1	22	6.7
Mason/Construction	19		19	5.8
Family Business	4	1	5	1.5
Hairdresser	2	1	3	0.9
Bus Information	2		2	0.6
Farmer	2		2	0.6
Secretary/Clerk	2		2	0.6
Baker	1		1	0.3
Beautician		1	1	0.3
Dee-Jay	1		1	0.3
Dentist (Assistant)	1		1	0.3
Electrician	1		1	0.3
Inspector	1		1	0.3
Maintenance		1	1	0.3
Mechanic	1		1	0.3
Media	1		1	0.3
Nail Technician		1	1	0.3
Pet Groomer	1		1	0.3
Receptionist	1		1	0.3
Restoration	1		1	0.3
Upholsterer	1		1	0.3
Wasteserv	1		1	0.3
Unspecified	9	3	12	3.7
<b>TOTAL</b>	<b>291</b>	<b>36</b>	<b>327</b>	<b>100</b>

Please note that the jobs listed here are the students' perception of the job they were in. ( Please refer to question 3 in Students' Data Entry-Form, given in Appendices). It doesn't reflect in any way on their being qualified or otherwise for the job.

#### II.4.1 REASON FOR CHOOSING WORK OPTION

REASON	SECONDARY SCHOOLS	PRIVATE SCHOOLS	TOTAL	%
Did not sit for SEC Exams	65	6	71	21.7
Obtained no certification	42	1	43	13.1
Not accepted for course applied for	13	1	14	4.3
Financial problems	23	0	23	7.0
Family commitments	18	0	18	5.5
Joined the family business	22	15	37	11.3
Not interested in studying	104	8	112	34.3
Unspecified	4	5	9	2.8
<b>TOTAL</b>	<b>291</b>	<b>36</b>	<b>327</b>	<b>100</b>



## II.5. TOTAL STUDENTS "OTHER" OPTIONS

OPTION	SECONDARY SCHOOLS	PRIVATE SCHOOLS	TOTAL	%
At home	274	17	291	59.4
Emigrated	9	4	13	2.7
Registering for work	95	3	98	20.0
Others	80	8	88	18.0
<b>TOTAL</b>	<b>458</b>	<b>32</b>	<b>490</b>	<b>100</b>

### II.5.1. REASON FOR NEITHER STUDYING NOR WORKING

REASON	SECONDARY SCHOOLS	PRIVATE SCHOOLS	TOTAL	%
At home: due to disability /special needs	9	5	14	2.9
At home: wanted to take a year off before continuing studying	23	4	27	5.5
Emigrated/travelling abroad	7	4	11	2.2
Registering for work	64	5	69	14.1
Did not sit for SEC Exams	86	2	88	18.0
Obtained no certification	52	2	54	11.0
Financial problems: has to support himself	25	0	25	5.1
Financial problems: has to support his family	1	0	1	0.2
Family commitments	8	0	8	1.6
Joined the family business	18	1	19	3.9
Not interested in studying	68	6	74	15.1
Involved in voluntary work	1	0	1	0.2
Unspecified	96	3	99	20.2
<b>TOTAL</b>	<b>458</b>	<b>32</b>	<b>490</b>	<b>100</b>

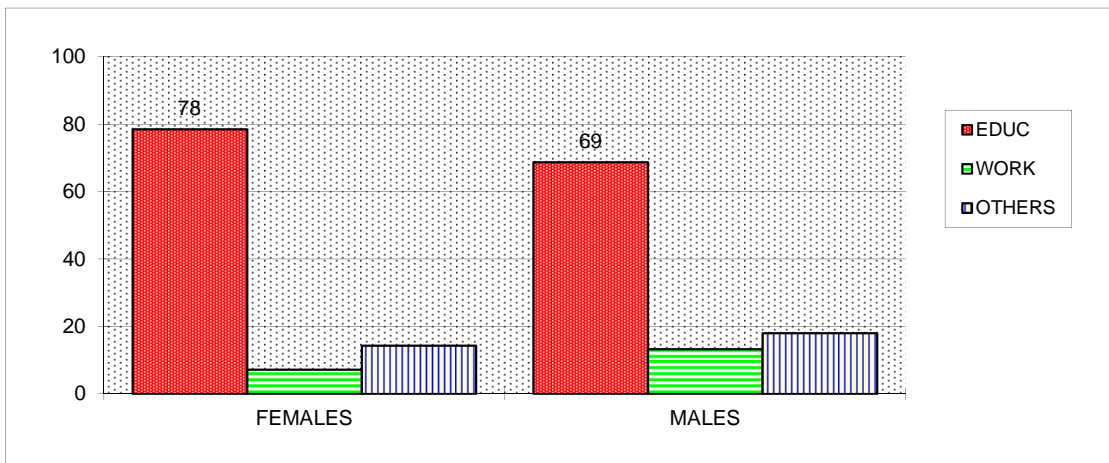
**II.6. FACTORS WHICH COULD HAVE POSSIBLY CHANGED CHOICE OF NOT STUDYING**

<b>FACTOR</b>	<b>SECONDARY SCHOOLS</b>	<b>PRIVATE SCHOOLS</b>	<b>TOTAL</b>	<b>%</b>
Support for special needs	6	3	9	3.5
Child support	2	0	2	0.8
After-hours support	0	0	0	0.0
Financial support	77	0	77	30.0
Choice of subjects was restricted at secondary level	37	1	38	14.8
More interesting subjects to learn	53	1	54	21.0
No bullying problems at secondary school	9	0	9	3.5
No transport problems	6	0	6	2.3
Other	27	3	30	11.7
Unspecified	18	14	32	12.5
<b>TOTAL</b>	<b>235</b>	<b>22</b>	<b>257</b>	<b>100</b>

### III. SECONDARY SCHOOLS

#### III.1.1. TOTAL STUDENTS' OPTIONS

	POPULATION	REPLIES		EDUCATION		WORK		OTHERS	
		TOT	%	TOT	%	TOT	%	TOT	%
FEMALES	1561	1388	88.9	1089	78.5	100	7.2	199	14.3
MALES	1532	1438	93.9	988	68.7	191	13.3	259	18.0
<b>TOTAL</b>	<b>3093</b>	<b>2826</b>	<b>91.4</b>	<b>2077</b>	<b>73.5</b>	<b>291</b>	<b>10.3</b>	<b>458</b>	<b>16.2</b>



### III.2.1.2. STUDENTS' EDUCATIONAL OPTIONS

#### ACADEMIC

	EDUCATION REPLIES	JUNIOR COLLEGE		BUSINESS & COMMERCE		PRIVATE SIXTH FORM		HIGHER SECONDARY		INFORMATION & COMMUNICATION		M'ANG REFALO		SIXTH FORM ABROAD		TOTAL	
		TOT	%	TOT	%	TOT	%	TOT	%	TOT	%	TOT	%	TOT	%	TOT	%
FEMALES	1089	349	32.0	77	7.1	56	5.1	247	22.7	33	3.0	103	9.5	0	0.0	865	79.4
MALES	988	120	12.1	53	5.4	4	0.4	184	18.6	104	10.5	69	7.0	0	0.0	534	54.0
TOTAL	2077	469	22.6	130	6.3	60	2.9	431	20.8	137	6.6	172	8.3	0	0.0	1399	67.4

#### TECHNICAL

	EDUCATION REPLIES	ELECTRONICS ENGINEERING		MECHANICAL ENGINEERING		AGRI-BUSINESS		MARITIME STUDIES		BUILDING & CONSTRUCTION		MCAST	GOZO	PROFESSIONAL INSTITUTE ABROAD		TOTAL	
		TOT	%	TOT	%	TOT	%	TOT	%	TOT	%	TOT	%	TOT	%	TOT	%
FEMALES	1089	1	0.1	3	0.3	10	0.9	1	0.1	1	0.1	32	2.9	0	0.0	48	4.4
MALES	988	59	6.0	137	13.9	33	3.3	5	0.5	33	3.3	18	1.8	0	0.0	285	28.8
TOTAL	2077	60	2.9	140	6.7	43	2.1	6	0.3	34	1.6	50	2.4	0	0.0	333	16.0

#### VOCATIONAL

	EDUCATION REPLIES	COMMUNITY SERVICES		ART AND DESIGN		TOURISM STUDIES		HEALTH CARE		VOCATIONAL COLLEGE ABROAD		TOTAL	
		TOT	%	TOT	%	TOT	%	TOT	%	TOT	%	TOT	%
FEMALES	1089	117	10.7	32	2.9	27	2.5	0	0.0	0	0.0	176	16.2
MALES	988	32	3.2	37	3.7	98	9.9	1	0.1	1	0.1	169	17.1
TOTAL	2077	149	7.2	69	3.3	125	6.0	1	0.0	1	0.0	345	16.6

### III.1.3.1 STUDENTS' WORK OPTIONS

WORK	FEMALES	MALES	TOTAL	%
Salesperson/Shop Asst.	49	53	102	35.1
Labourer	1	43	44	15.1
Cleaner	16	9	25	8.6
Machine Operator	10	14	24	8.2
Waitress/Waiter	8	15	23	7.9
Caterer/Confectioner	8	13	21	7.2
Mason/Construction		19	19	6.5
Family Business	1	3	4	1.4
Bus Information	2		2	0.7
Farmer		2	2	0.7
Hairdresser	2		2	0.7
Secretary/Clerk	1	1	2	0.7
Baker		1	1	0.3
Dee-Jay		1	1	0.3
Dentist (Assistant)	1		1	0.3
Electrician		1	1	0.3
Inspector		1	1	0.3
Mechanic		1	1	0.3
Media		1	1	0.3
Pet Groomer	1		1	0.3
Receptionist		1	1	0.3
Restoration		1	1	0.3
Upholsterer		1	1	0.3
WasteServ		1	1	0.3
Unspecified		9	9	3.1
<b>TOTAL</b>	<b>100</b>	<b>191</b>	<b>291</b>	<b>100</b>

### III.1.3.2 REASON FOR CHOOSING WORK OPTION

REASON	FEMALES	MALES	TOTAL	%
Did not sit for SEC Exams	8	57	65	22.3
Obtained no certification	18	24	42	14.4
Not accepted for course applied for	1	12	13	4.5
Financial problems	13	10	23	7.9
Family commitments	2	16	18	6.2
Joined the family business	3	19	22	7.6
Not interested in studying	51	53	104	35.7
Unspecified	4	0	4	1
<b>TOTAL</b>	<b>100</b>	<b>191</b>	<b>291</b>	<b>100</b>



### III.1.4.1 STUDENTS' "OTHER" OPTIONS

OPTION	FEMALES	MALES	TOTAL	%
At home	104	170	274	59.8
Emigrated	1	8	9	2.0
Registering for work	49	46	95	20.7
Others	45	35	80	17.5
<b>TOTAL</b>	<b>199</b>	<b>259</b>	<b>458</b>	<b>100</b>

### III.1.4.2 REASON FOR NEITHER STUDYING NOR WORKING

REASON	FEMALES	MALES	TOTAL	%
At home: due to disability /special needs	4	5	9	2.0
At home: wanted to take a year off before continuing studying	10	13	23	5.0
Emigrated/travelling abroad	1	6	7	1.5
Registering for work	22	42	64	14.0
Did not sit for SEC Exams	17	69	86	18.8
Obtained no certification	20	32	52	11.4
Financial problems: has to support himself	2	23	25	5.5
Financial problems: has to support his family	1	0	1	0.2
Family commitments	7	1	8	1.7
Joined the family business	1	17	18	3.9
Not interested in studying	45	23	68	14.8
Involved in voluntary work	1	0	1	0.2
Unspecified	68	28	96	21.0
<b>TOTAL</b>	<b>199</b>	<b>259</b>	<b>458</b>	<b>100</b>

### III.1.5 FACTORS WHICH COULD HAVE POSSIBLY CHANGED CHOICE OF NOT STUDYING

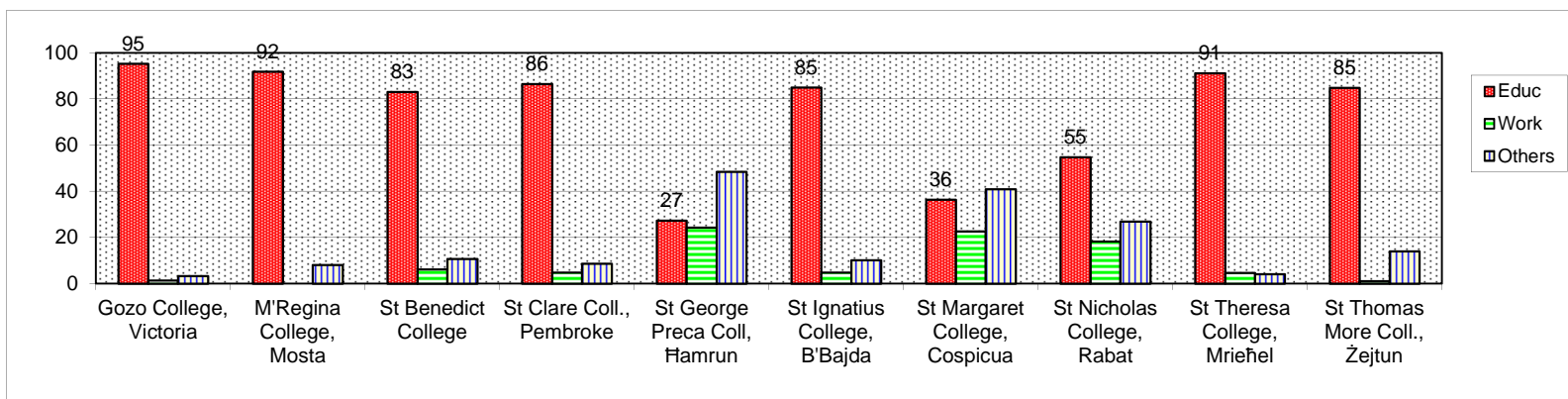
FACTOR	FEMALES	MALES	TOTAL	%
Support for special needs	1	5	6	2.6
Child support	2	0	2	0.9
After-hours support	0	0	0	0.0
Financial support	52	25	77	32.8
Choice of subjects was restricted at secondary level	2	35	37	15.7
More interesting subjects to learn	7	46	53	22.6
No bullying problems at secondary school	0	9	9	3.8
No transport problems	1	5	6	2.6
Other	6	21	27	11.5
Unspecified	0	18	18	7.7
<b>TOTAL</b>	<b>71</b>	<b>164</b>	<b>235</b>	<b>100</b>



### III.2. SECONDARY SCHOOLS - FEMALES

#### III.2.1. TOTAL STUDENTS - OPTIONS

SCHOOL	POPULATION	REPLIES		EDUCATION		WORK		OTHERS	
		TOT	%	TOT	%	TOT	%	TOT	%
Gozo College, Victoria	149	148	99.3	141	95.3	2	1.4	5	3.4
M'Regina College, Mosta	114	49	43.0	45	91.8	0	0.0	4	8.2
St Benedict College	276	242	87.7	201	83.1	15	6.2	26	10.7
St Clare Coll., Pembroke	216	184	85.2	159	86.4	9	4.9	16	8.7
St George Preca Coll, Hamrun	122	99	81.1	27	27.3	24	24.2	48	48.5
St Ignatius College, B'Bajda	167	166	99.401	141	84.9	8	4.8	17	10.2
St Margaret College, Cospicua	66	66	100	24	36.4	15	22.7	27	40.9
St Nicholas College, Rabat	103	93	90	51	54.8	17	18.3	25	26.9
St Theresa College, Mriehel	177	170	96	155	91.2	8	4.7	7	4.1
St Thomas More Coll., Żejtun	171	171	100	145	84.8	2	1.2	24	14.0
<b>TOTAL</b>	<b>1561</b>	<b>1388</b>	<b>88.9</b>	<b>1089</b>	<b>78.5</b>	<b>100</b>	<b>7.2</b>	<b>199</b>	<b>14.3</b>



### III.2.2. STUDENTS' EDUCATIONAL OPTIONS

#### ACADEMIC

SCHOOL	EDUCATION REPLIES	JUNIOR COLLEGE		BUSINESS & COMMERCE		PRIVATE SIXTH FORM		HIGHER SECONDARY		INFORMATION & COMMUNICATION		M'ANG REFALO		SIXTH FORM ABROAD		TOTAL	
		TOT	%	TOT	%	TOT	%	TOT	%	TOT	%	TOT	%	TOT	%	TOT	%
Gozo College, Victoria	141		0.0		0.0	2	1.4		0.0		0.0	103	73.0		0.0	105	74.5
M'Regina College, Mosta	45	6	13.3	7	15.6	2	4.4	8	17.8	5	11.1		0.0		0.0	28	62.2
St Benedict College	201	92	45.8	12	6.0	5	2.5	45	22.4	6	3.0		0.0		0.0	160	79.6
St Clare Coll., Pembroke	159	70	44.0	7	4.4	6	3.8	42	26.4	4	2.5		0.0		0.0	129	81.1
St George Preca Coll, Hamrun	27	1	3.7	5	18.5		0.0	8	29.6	4	14.8		0.0		0.0	18	66.7
St Ignatius College, B'Bajda	141	45	31.9	20	14.2	4	2.8	38	27.0	5	3.5		0.0		0.0	112	79.4
St Margaret College, Cospicua	24		0.0	3	12.5		0.0	5	20.8	1	4.2		0.0		0.0	9	37.5
St Nicholas College, Rabat	51		0.0	5	9.8	15	29.4	15	29.4	2	3.9		0.0		0.0	37	72.5
St Theresa College, Mrieħel	155	71	45.8	8	5.2	12	7.7	46	29.7	4	2.6		0.0		0.0	141	91.0
St Thomas More Coll., Żejtun	145	64	44.1	10	6.9	10	6.9	40	27.6	2	1.4		0.0		0.0	126	86.9
<b>TOTAL</b>	<b>1089</b>	<b>349</b>	<b>32.0</b>	<b>77</b>	<b>7.1</b>	<b>56</b>	<b>5.1</b>	<b>247</b>	<b>22.7</b>	<b>33</b>	<b>3.0</b>	<b>103</b>	<b>9.5</b>	<b>0</b>	<b>0.0</b>	<b>865</b>	<b>79.4</b>

#### TECHNICAL

SCHOOL	EDUCATION REPLIES	ELECTRONICS ENGINEERING		MECHANICAL ENGINEERING		AGRI-BUSINESS		MARITIME STUDIES		BUILDING & CONSTRUCTION		MCAS	GOZO	PROFESSIONAL INSTITUTE ABROAD	TOTAL		
		TOT	%	TOT	%	TOT	%	TOT	%	TOT	%	TOT	%	TOT	%	TOT	%
Gozo College, Victoria	141		0.0		0.0		0.0		0.0		0.0	32	22.7		0.0	32	22.7
M'Regina College, Mosta	45		0.0		0.0	2	4.4		0.0		0.0		0.0		0.0	2	4.4
St Benedict College	201		0.0	1	0.5		0.0		0.0		0.0		0.0		0.0	1	0.5
St Clare Coll., Pembroke	159		0.0		0.0	1	0.6		0.0	1	0.6		0.0		0.0	2	1.3
St George Preca Coll, Hamrun	27		0.0	1	3.7	1	3.7		0.0		0.0		0.0		0.0	2	7.4
St Ignatius College, B'Bajda	141		0.0	1	0.7		0.0		0.0		0.0		0.0		0.0	1	0.7
St Margaret College, Cospicua	24	1	4.2		0.0	2	8.3		0.0		0.0		0.0		0.0	3	12.5
St Nicholas College, Rabat	51		0.0		0.0	2	3.9		0.0		0.0		0.0		0.0	2	3.9
St Theresa College, Mrieħel	155		0.0		0.0		0.0	1	0.6		0.0		0.0		0.0	1	0.6
St Thomas More Coll., Żejtun	145		0.0		0.0	2	1.4		0.0		0.0		0.0		0.0	2	1.4
<b>TOTAL</b>	<b>1089</b>	<b>1</b>	<b>0.1</b>	<b>3</b>	<b>0.3</b>	<b>10</b>	<b>0.9</b>	<b>1</b>	<b>0.1</b>	<b>1</b>	<b>0.1</b>	<b>32</b>	<b>2.9</b>	<b>0</b>	<b>0.0</b>	<b>48</b>	<b>4.4</b>

VOCATIONAL

SCHOOL	EDUCATION REPLIES	COMMUNITY SERVICES		ART AND DESIGN		TOURISM STUDIES		HEALTH CARE		VOCATIONAL COLLEGE ABROAD		TOTAL	
		TOT	%	TOT	%	TOT	%	TOT	%	TOT	%	TOT	%
Gozo College, Victoria	141		0.0		0.0	4	2.8		0.0		0.0	4	2.8
M'Regina College, Mosta	45	8	17.8	2	4.4	5	11.1		0.0		0.0	15	33.3
St Benedict College	201	33	16.4	5	2.5	2	1.0		0.0		0.0	40	19.9
St Clare Coll., Pembroke	159	11	6.9	8	3.0	9	5.7		0.0		0.0	28	17.6
St George Preca Coll, Hamrun	27	7	25.9		0.0		0.0		0.0		0.0	7	25.9
St Ignatius College, B'Bajda	141	19	13.5	7	5.0	2	1.4		0.0		0.0	28	19.9
St Margaret College, Cospicua	24	10	41.7	1	4.2	1	4.2		0.0		0.0	12	50.0
St Nicholas College, Rabat	51	8	15.7	4	7.8		0.0		0.0		0.0	12	23.5
St Theresa College, Mrieħel	155	12	7.7	1	0.6		0.0		0.0		0.0	13	8.4
St Thomas More Coll., Żejtun	145	9	6.2	4	2.8	4	2.8		0.0		0.0	17	11.7
<b>TOTAL</b>	<b>1089</b>	<b>117</b>	<b>10.7</b>	<b>32</b>	<b>2.9</b>	<b>27</b>	<b>2.5</b>	<b>0</b>	<b>0.0</b>	<b>0</b>	<b>0.0</b>	<b>176</b>	<b>16.2</b>

### III.2.3.1 STUDENTS' WORK OPTIONS

WORK	Gozo Coll. GSS	M'Regina Coll. GSS	St Benedict Coll. GSS	St Clare Coll. GSS	St George Preca Coll. GSS	St Ignatius Coll. GSS	St Margaret Coll. GSS	St Nicholas Coll. GSS	St Theresa Coll. GSS	St Thomas More Coll. GSS	TOTAL	%
Salesperson/Shop Asst.	2		9	3	9	7	9	5	2	1	47	47.0
Cleaner			3	2	2		3	6			16	16.0
Machine Operator					6	1	2	1			10	10.0
Caterer/Confectioner				3	3		1		4		8	8.0
Waitress				3	3				2		8	8.0
Bus Information			2								2	2.0
Hairdresser								1		1	2	2.0
Shop keeper								2			2	2.0
Dentist (Assistant)								1			1	1.0
Family Business			1								1	1.0
Labourer				1							1	1.0
Pet Groomer					1						1	1.0
Secretary								1			1	1.0
Unspecified											0	0.0
<b>TOTAL</b>	<b>2</b>	<b>0</b>	<b>15</b>	<b>9</b>	<b>24</b>	<b>8</b>	<b>15</b>	<b>17</b>	<b>8</b>	<b>2</b>	<b>100</b>	<b>100</b>

### III.2.3.2 REASON FOR CHOOSING WORK OPTION

REASON	Gozo Coll. GSS	M'Regina Coll. GSS	St Benedict Coll. GSS	St Clare Coll. GSS	St George Preca Coll. GSS	St Ignatius Coll. GSS	St Margaret Coll. GSS	St Nicholas Coll. GSS	St Theresa Coll. GSS	St Thomas More Coll. GSS	TOTAL	%
Did not sit for SEC Exams				2				6			8	8.0
Obtained no certification	1		3				10	4			18	18.0
Not accepted for course applied for				1							1	1.0
Financial problems			6	1			5	1			13	13.0
Family commitments								1	1		2	2.0
Joined the family business						1		2			3	3.0
Not interested in studying	1		6	5	20	7		3	7	2	51	51.0
Unspecified					4						4	4.0
<b>TOTAL</b>	<b>2</b>	<b>0</b>	<b>15</b>	<b>9</b>	<b>24</b>	<b>8</b>	<b>15</b>	<b>17</b>	<b>8</b>	<b>2</b>	<b>100</b>	<b>100</b>

### III.2.4.1 STUDENTS' "OTHER" OPTIONS

OPTION	Gozo Coll. GSS	M'Regina Coll. GSS	St Benedict Coll. GSS	St Clare Coll. GSS	St George Preca Coll. GSS	St Ignatius Coll. GSS	St Margaret Coll. GSS	St Nicholas Coll. GSS	St Theresa Coll. GSS	St Thomas More Coll. GSS	TOTAL	%
At home	5	3	20	11	42	10	1	3	5	4	104	52.3
Emigrated				1							1	0.5
Registering for work			4	2	5	7	25	4		2	49	24.6
Others		1	2	2	1		1	18	2	18	45	22.6
<b>TOTAL</b>	<b>5</b>	<b>4</b>	<b>26</b>	<b>16</b>	<b>48</b>	<b>17</b>	<b>27</b>	<b>25</b>	<b>7</b>	<b>24</b>	<b>199</b>	<b>100</b>

### III.2.4.2 REASON FOR NEITHER STUDYING NOR WORKING

REASON	Gozo Coll. GSS	M'Regina Coll. GSS	St Benedict Coll. GSS	St Clare Coll. GSS	St George Preca Coll. GSS	St Ignatius Coll. GSS	St Margaret Coll. GSS	St Nicholas Coll. GSS	St Theresa Coll. GSS	St Thomas More Coll. GSS	TOTAL	%
At home: due to disability /special needs		1		1	1			1			4	2.0
At home: wanted to take a year off before continuing studying		1		1		4	2	2			10	5.0
Emigrated/travelling abroad				1							1	0.5
Registering for work			4	2	5	7		4			22	11.1
Did not sit for SEC Exams			8					8		1	17	8.5
Obtained no certification		1	6	1			8	4			20	10.1
Financial problems: has to support himself		1						1			2	1.0
Financial problems: has to support his family								1			1	0.5
Family commitments			1	1	2		1	1	1		7	3.5
Joined the family business						1					1	0.5
Not interested in studying	5		5	6		5	16	3		5	45	22.6
Involved in voluntary work				1							1	0.5
Unspecified			2	2	40				6	18	68	34.2
<b>TOTAL</b>	<b>5</b>	<b>4</b>	<b>26</b>	<b>16</b>	<b>48</b>	<b>17</b>	<b>27</b>	<b>25</b>	<b>7</b>	<b>24</b>	<b>199</b>	<b>100</b>

### III.2.5 FACTORS WHICH COULD HAVE POSSIBLY CHANGED CHOICE OF NOT STUDYING

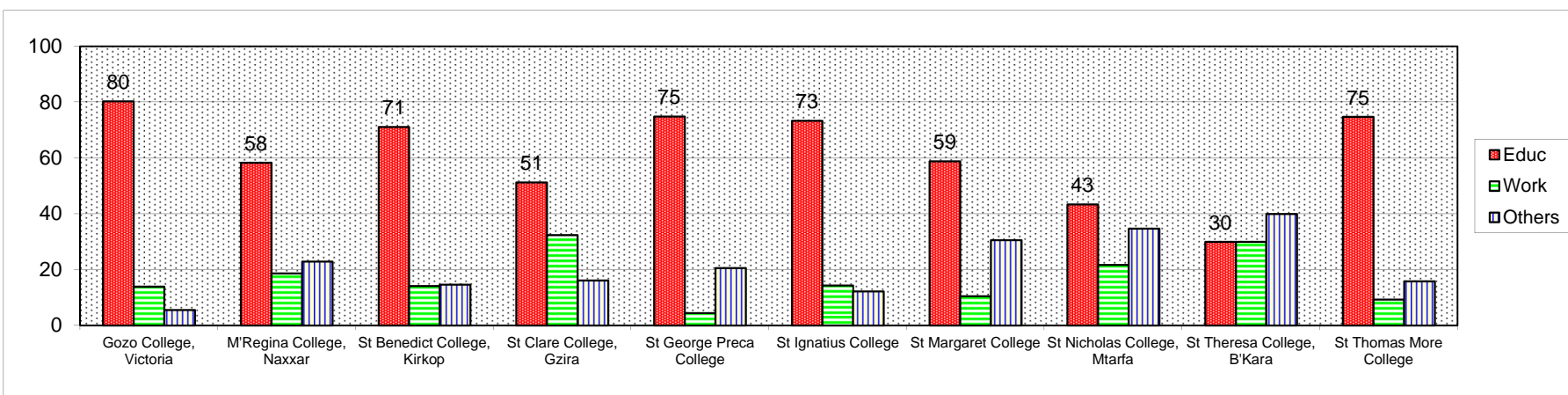
FACTOR	Gozo Coll. GSS	M'Regina Coll. GSS	St Benedict Coll. GSS	St Clare Coll. GSS	St George Preca Coll. GSS	St Ignatius Coll. GSS	St Margaret Coll. GSS	St Nicholas Coll. GSS	St Theresa Coll. GSS	St Thomas More Coll. GSS	TOTAL	%
Support for special needs		1									1	1.4
Child support			1				1				2	2.8
After-hours support											0	0.0
Financial support		1	22				26	3			52	73.2
Choice of subjects was restricted at secondary level		1		1							2	2.8
More interesting subjects to learn	5							2			7	9.9
No bullying problems at secondary school											0	0.0
No transport problems				1							1	1.4
Other			1	1				4			6	8.5
Unspecified											0	0.0
<b>TOTAL</b>	<b>5</b>	<b>3</b>	<b>24</b>	<b>3</b>	<b>0</b>	<b>0</b>	<b>27</b>	<b>9</b>	<b>0</b>	<b>0</b>	<b>71</b>	<b>100</b>



### III.3. SECONDARY SCHOOLS - MALES

#### III.3.1. TOTAL STUDENTS - OPTIONS

SCHOOL	POPULATION	REPLIES		EDUCATION		WORK		OTHERS	
		TOT	%	TOT	%	TOT	%	TOT	%
<b>Gozo College, Victoria</b>	<b>143</b>	143	100	115	80.4	20	14	8	5.6
M'Regina College, Naxxar	48	48	100	28	58.3	9	18.8	11	22.9
<b>St Benedict College, Kirkop</b>	<b>213</b>	205	96.2	146	71.2	29	14.1	30	14.6
St Clare College, Gzira	80	74	92.5	38	51.4	24	32.4	12	16.2
St George Preca College	299	291	97.3	218	74.9	13	4.5	60	20.6
St Ignatius College	343	293	85.4	215	73.4	42	14.3	36	12.3
St Margaret College	136	124	91.2	73	58.9	13	10.5	38	30.6
St Nicholas College, Mtarfa	69	69	100	30	43.5	15	21.7	24	34.8
St Theresa College, B'Kara	50	40	80	12	30	12	30	16	40
St Thomas More College	151	151	100	113	74.8	14	9.3	24	15.9
<b>TOTAL</b>	<b>1532</b>	<b>1438</b>	<b>93.9</b>	<b>988</b>	<b>68.7</b>	<b>191</b>	<b>13.3</b>	<b>259</b>	<b>18.01</b>



### III.3.2. STUDENTS' EDUCATIONAL OPTIONS

#### ACADEMIC

SCHOOL	EDUCATION REPLIES	JUNIOR COLLEGE		BUSINESS & COMMERCE		PRIVATE SIXTH FORM		HIGHER SECONDARY		INFORMATION & COMMUNICATION		M'ANG REFALO		SIXTH FORM ABROAD		TOTAL	
		TOT	%	TOT	%	TOT	%	TOT	%	TOT	%	TOT	%	TOT	%	TOT	%
Gozo College, Victoria	115		0.0	2	1.7		0.0		0.0	3	2.6	69	60.0		0.0	74	64.3
M'Regina College, Naxxar	28	2	7.1	2	7.1		0.0	6	21.4	4	14.3		0.0		0.0	14	50.0
St Benedict College, Kirkop	146	29	19.9	2	1.4	1	0.7	32	21.9	27	18.5		0.0		0.0	91	62.3
St Clare College, Gzira	38		0.0		0.0		0.0	3	7.9	3	7.9		0.0		0.0	6	15.8
St George Preca College	218	25	11.5	24	11.0	1	0.5	60	27.5	25	11.5		0.0		0.0	135	61.9
St Ignatius College	215	31	14.4	12	5.6	1	0.5	46	21.4	18	8.4		0.0		0.0	108	50.2
St Margaret College	73	13	17.8	5	6.8		0.0	12	16.4	1	1.4		0.0		0.0	31	42.5
St Nicholas College, Mtarfa	30	1	3.3		0.0	1	3.3	6	20.0	4	13.3		0.0		0.0	12	40.0
St Theresa College, B'Kara	12		0.0	1	8.3		0.0	3	25.0	1	8.3		0.0		0.0	5	41.7
St Thomas More College	113	19	16.8	5	4.4		0.0	16	14.2	18	15.9		0.0		0.0	58	51.3
<b>TOTAL</b>	<b>988</b>	<b>120</b>	<b>12.1</b>	<b>53</b>	<b>5.4</b>	<b>4</b>	<b>0.4</b>	<b>184</b>	<b>18.6</b>	<b>104</b>	<b>10.5</b>	<b>69</b>	<b>7.0</b>	<b>0</b>	<b>0.0</b>	<b>534</b>	<b>54.0</b>

#### TECHNICAL

SCHOOL	EDUCATION REPLIES	ELECTRONICS ENGINEERING		MECHANICAL ENGINEERING		AGRI-BUSINESS		MARITIME STUDIES		BUILDING & CONSTRUCTION		MCAST	GOZO	PROFESSIONAL INSTITUTE ABROAD	TOTAL		
		TOT	%	TOT	%	TOT	%	TOT	%	TOT	%	TOT	%	TOT	%	TOT	%
Gozo College, Victoria	115	5	4.3	2	1.7	1	0.9	1	0.9	1	0.9	18	15.7		0.0	28	24.3
M'Regina College, Naxxar	28		0.0	4	14.3	2	7.1		0.0	4	14.3		0.0		0.0	10	35.7
St Benedict College, Kirkop	146	8	5.5	19	13.0	9	6.2	1	0.7	3	2.1		0.0		0.0	40	27.4
St Clare College, Gzira	38		0.0	7	18.4		0.0		0.0	3	7.9		0.0		0.0	10	26.3
St George Preca College	218	16	7.3	24	11.0	4	1.8	1	0.5	5	2.3		0.0		0.0	50	22.9
St Ignatius College	215	8	3.7	32	14.9	10	4.7	1	0.5	9	4.2		0.0		0.0	60	27.9
St Margaret College	73	10	13.7	18	24.7	1	1.4	1	1.4	1	1.4		0.0		0.0	31	42.5
St Nicholas College, Mtarfa	30	1	3.3	6	20.0	2	6.7		0.0	5	16.7		0.0		0.0	14	46.7
St Theresa College, B'Kara	12		0.0	4	33.3	1	8.3		0.0		0.0		0.0		0.0	5	41.7
St Thomas More College	113	11	9.7	21	18.6	3	2.7		0.0	2	1.8		0.0		0.0	37	32.7
<b>TOTAL</b>	<b>988</b>	<b>59</b>	<b>6.0</b>	<b>137</b>	<b>13.9</b>	<b>33</b>	<b>3.3</b>	<b>5</b>	<b>0.5</b>	<b>33</b>	<b>3.3</b>	<b>18</b>	<b>1.8</b>	<b>0</b>	<b>0.0</b>	<b>285</b>	<b>28.8</b>

## VOCATIONAL

SCHOOL	EDUCATION REPLIES	COMMUNITY SERVICES		ART AND DESIGN		TOURISM STUDIES		HEALTH CARE		VOCATIONAL COLLEGE ABROAD		TOTAL	
		TOT	%	TOT	%	TOT	%	TOT	%	TOT	%	TOT	%
Gozo College, Victoria	115		0.0		0.0	13	11.3		0.0		0.0	13	11.3
M'Regina College, Naxxar	28		0.0	2	7.1	2	7.1		0.0		0.0	4	14.3
St Benedict College, Kirkop	146	2	1.4	6	4.1	6	4.1	1	0.7		0.0	15	10.3
St Clare College, Gzira	38		0.0	2	5.3	20	52.6		0.0		0.0	22	57.9
St George Preca College	218	8	3.7	9	4.1	15	6.9		0.0	1	0.5	33	15.1
St Ignatius College	215	16	7.4	11	5.1	20	9.3		0.0		0.0	47	21.9
St Margaret College	73	3	4.1	6	8.2	2	2.7		0.0		0.0	11	15.1
St Nicholas College, Mtarfa	30	1	3.3		0.0	3	10.0		0.0		0.0	4	13.3
St Theresa College, B'Kara	12		0.0		0.0	2	16.7		0.0		0.0	2	16.7
St Thomas More College	113	2	1.8	1	0.9	15	13.3		0.0		0.0	18	15.9
<b>TOTAL</b>	<b>988</b>	<b>32</b>	<b>3.2</b>	<b>37</b>	<b>3.7</b>	<b>98</b>	<b>9.9</b>	<b>1</b>	<b>0.1</b>	<b>1</b>	<b>0.1</b>	<b>169</b>	<b>17.1</b>

III.3.3.1 STUDENTS' WORK OPTIONS

WORK	Gozo College, BSS	M'Regina College, BSS	St Benedict College, BSS	St Clare College, BSS	St George Preca College, BSS	St Ignatius College, BSS	St Margaret College, BSS	St Nicholas College, BSS	St Theresa College, BSS	St Thomas More College, BSS	TOTAL	%
Salesperson/Shop Asst.	12	2	5	12	3	8	2	2	2	5	53	27.7
Labourer	3	2	16		4	8	1	2	6	1	43	22.5
Mason/Construction	5	1	1		1	6	3	1	1		19	9.9
Waiter		1	2	5		3		3	1		15	7.9
Machine Operator		2		7		1	1			3	14	7.3
Caterer/Confectioner		1	2		2	2	3	2	1		13	6.8
Cleaner					1	2	1	2	1	2	9	4.7
Family Business			2			1					3	1.6
Farmer								2			2	1.0
Baker								1			1	0.5
Clerk			1								1	0.5
Dee-Jay						1					1	0.5
Electrician							1				1	0.5
Inspector										1	1	0.5
Mechanic										1	1	0.5
Media							1				1	0.5
Receptionist					1						1	0.5
Restoration						1					1	0.5
Upholsterer										1	1	0.5
Wasteserv					1						1	0.5
Unspecified						9					9	4.7
<b>TOTAL</b>	<b>20</b>	<b>9</b>	<b>29</b>	<b>24</b>	<b>13</b>	<b>42</b>	<b>13</b>	<b>15</b>	<b>12</b>	<b>14</b>	<b>191</b>	<b>100</b>

### III.3.3.2 REASON FOR CHOOSING WORK OPTION

REASON	Gozo College, BSS	M'Regina College, BSS	St Benedict College, BSS	St Clare College, BSS	St George Preca College, BSS	St Ignatius College, BSS	St Margaret College, BSS	St Nicholas College, BSS	St Theresa College, BSS	St Thomas More College, BSS	TOTAL	%
Did not sit for SEC Exams		2	27	6				6	12	4	57	29.8
Obtained no certification	11	1			1	2		5		4	24	12.6
Not accepted for course applied for				2		10					12	6.3
Financial problems						10					10	5.2
Family commitments	9	1				6					16	8.4
Joined the family business		3	2		4	3	1	2		4	19	9.9
Not interested in studying		2		16	8	11	12	2		2	53	27.7
Unspecified											0	0.0
<b>TOTAL</b>	<b>20</b>	<b>9</b>	<b>29</b>	<b>24</b>	<b>13</b>	<b>42</b>	<b>13</b>	<b>15</b>	<b>12</b>	<b>14</b>	<b>191</b>	<b>100</b>

III.3.4.1 STUDENTS' OTHER OPTIONS

OPTION	At home		TOTAL	%
	Emigrated	Registering for Work Others		
Gozo College, BSS	8		8	
M'Regina College, BSS	2	1	11	
St Benedict College, BSS	20	10	30	
St Clare College, BSS	5	7	12	
St George Preca College, BSS	43	1	60	
St Ignatius College, BSS	26	2	36	
St Margaret College, BSS	14	11	38	
St Nicholas College, BSS	20	3	24	
St Theresa College, BSS	12	1	16	
St Thomas More College, BSS	20	4	24	
<b>TOTAL</b>	<b>170</b>	<b>8</b>	<b>259</b>	<b>65.6</b>
				<b>3.1</b>
				<b>17.8</b>
				<b>13.5</b>

### III.3.4.2 REASON FOR NEITHER STUDYING NOR WORKING

REASON	Gozo College, BSS	M'Regina College, BSS	St Benedict College, BSS	St Clare College, BSS	St George Preca College, BSS	St Ignatius College, BSS	St Margaret College, BSS	St Nicholas College, BSS	St Theresa College, BSS	St Thomas More College, BSS	TOTAL	%
At home: due to disability /special needs			2			2			1		5	1.9
At home: wanted to take a year off before continuing studying		2			1	1	9				13	5.0
Emigrated/travelling abroad		1				2		3			6	2.3
Registering for work		5	10		6	1	11		3	6	42	16.2
Did not sit for SEC Exams		1	18		29			9	11	1	69	26.6
Obtained no certification	1				10			8		13	32	12.4
Financial problems: has to support himself						23					23	8.9
Financial problems: has to support his family											0	0.0
Family commitments		1									1	0.4
Joined the family business	7				4	1			1	4	17	6.6
Not interested in studying		1			10	6	2	4			23	8.9
Involved in voluntary work											0	0.0
Unspecified				12			16				28	10.8
<b>TOTAL</b>	<b>8</b>	<b>11</b>	<b>30</b>	<b>12</b>	<b>60</b>	<b>36</b>	<b>38</b>	<b>24</b>	<b>16</b>	<b>24</b>	<b>259</b>	<b>100</b>

### III.3.5. FACTORS WHICH COULD HAVE POSSIBLY CHANGED CHOICE OF NOT STUDYING

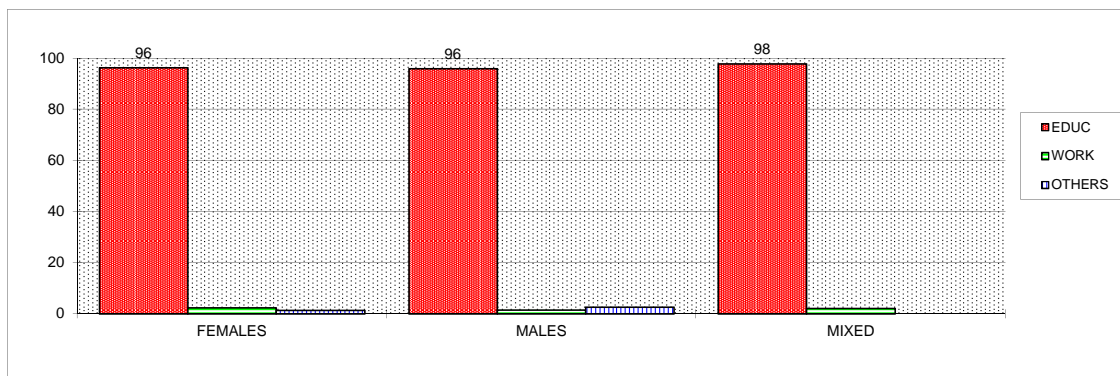
FACTOR	Gozo College, BSS	M'Regina College, BSS	St Benedict College, BSS	St Clare College, BSS	St George Preca College, BSS	St Ignatius College, BSS	St Margaret College, BSS	St Nicholas College, BSS	St Theresa College, BSS	St Thomas More College, BSS	TOTAL	%
Support for special needs						5					5	3.0
Child support											0	0.0
After-hours support											0	0.0
Financial support	3				1	20				1	25	15.2
Choice of subjects was restricted at secondary level	1				15	10		9			35	21.3
More interesting subjects to learn	4		4		13	10		12		3	46	28.0
No bullying problems at secondary school					4	5					9	5.5
No transport problems			1			4					5	3.0
Other							21				21	12.8
Unspecified						15		3			18	11.0
<b>TOTAL</b>	<b>8</b>	<b>0</b>	<b>5</b>	<b>0</b>	<b>33</b>	<b>69</b>	<b>21</b>	<b>24</b>	<b>0</b>	<b>4</b>	<b>164</b>	<b>100</b>



**IV. PRIVATE SCHOOLS**

**V.1.1. TOTAL STUDENTS' OPTIONS**

CATEGORY	POPULATION	REPLIES		EDUCATION		WORK		OTHERS	
		TOT	%	TOT	%	TOT	%	TOT	%
FEMALES	730	726	99.5	699	96.3	17	2.3	10	1.4
MALES	842	842	100	808	96.0	12	1.4	22	2.6
MIXED	332	332	100	325	97.9	7	2.1	0	0.0
<b>TOTAL</b>	<b>1904</b>	<b>1900</b>	<b>99.8</b>	<b>1832</b>	<b>96.4</b>	<b>36</b>	<b>1.9</b>	<b>32</b>	<b>1.7</b>



#### IV.1.2. STUDENTS' EDUCATIONAL OPTIONS

##### ACADEMIC

CATEGORY	EDUCATION REPLIES	JUNIOR COLLEGE		BUSINESS & COMMERCE		PRIVATE SIXTH FORM		HIGHER SECONDARY		INFORMATION & COMMUNICATION		M'ANG REFALO		SIXTH FORM ABROAD		TOTAL	
		TOT	%	TOT	%	TOT	%	TOT	%	TOT	%	TOT	%	TOT	%	TOT	%
FEMALES	699	253	36.2	18	2.6	115	16.5	199	28.47	8	1.1	33	4.7	0	0.0	626	89.6
MALES	808	290	35.9	42	5.2	155	19.2	128	15.8	47	5.8	51	6.3	5	0.6	718	88.9
MIXED	325	89	27.4	2	0.6	79	24.3	108	33.2	2	0.6	0	0.0	7	2.2	287	88.3
<b>TOTAL</b>	<b>1832</b>	<b>632</b>	<b>34.5</b>	<b>62</b>	<b>3.4</b>	<b>349</b>	<b>19.1</b>	<b>435</b>	<b>23.7</b>	<b>57</b>	<b>3.1</b>	<b>84</b>	<b>4.6</b>	<b>12</b>	<b>0.7</b>	<b>1631</b>	<b>89.0</b>

##### TECHNICAL

CATEGORY	EDUCATION REPLIES	ELECTRONICS ENGINEERING		MECHANICAL ENGINEERING		AGRI- BUSINESS		MARITIME STUDIES		BUILDING & CONSTRUCTION		MCAST GOZO		PROFESSIONAL INSTITUTE ABROAD		TOTAL	
		TOT	%	TOT	%	TOT	%	TOT	%	TOT	%	TOT	%	TOT	%	TOT	%
FEMALES	699	2	0.3	1	0.1	4	0.6	0	0.0	0	0.0	2	0.3	0	0.0	9	1.3
MALES	808	13	1.6	30	3.7	0	0.0	5	0.6	4	0.5	0	0.0	0	0.0	52	6.4
MIXED	325	5	1.5	3	0.9	0	0.0	1	0.3	0	0.0	0	0.0	0	0.0	9	2.8
<b>TOTAL</b>	<b>1832</b>	<b>20</b>	<b>1.1</b>	<b>34</b>	<b>1.9</b>	<b>4</b>	<b>0.2</b>	<b>6</b>	<b>0.3</b>	<b>4</b>	<b>0.2</b>	<b>2</b>	<b>0.1</b>	<b>0</b>	<b>0.0</b>	<b>70</b>	<b>3.8</b>

##### VOCATIONAL

CATEGORY	EDUCATION REPLIES	COMMUNITY SERVICES		ART AND DESIGN		TOURISM STUDIES		HEALTH CARE		VOCATIONAL COLLEGE ABROAD		TOTAL	
		TOT	%	TOT	%	TOT	%	TOT	%	TOT	%	TOT	%
FEMALES	699	29	4.1	21	3.0	11	1.6	1	0.1	2	0.3	64	9.2
MALES	808	7	0.9	12	1.5	18	2.2	1	0.1	0	0.0	38	4.7
MIXED	325	5	1.5	11	3.4	13	4.0	0	0.0	0	0.0	29	8.9
<b>TOTAL</b>	<b>1832</b>	<b>41</b>	<b>2.2</b>	<b>44</b>	<b>2.4</b>	<b>42</b>	<b>2.3</b>	<b>2</b>	<b>0.1</b>	<b>2</b>	<b>0.1</b>	<b>131</b>	<b>7.2</b>

#### IV.1.3. STUDENTS WORK OPTIONS

WORK	FEMALES	MALES	MIXED	TOTAL	%
Salesperson/Shop Asst.	12	7		19	52.8
Waiter/Waitress	2	2		4	11.1
Labourer	1		2	3	8.3
Beautician			1	1	2.8
Caterer/Confectioner		1		1	2.8
Cleaner	1			1	2.8
Family Business		1		1	2.8
Hairdresser			1	1	2.8
Maintenance		1		1	2.8
Nail Technician	1			1	2.8
Unspecified			3	3	8.3
<b>TOTAL</b>	<b>17</b>	<b>12</b>	<b>7</b>	<b>36</b>	<b>100</b>

#### IV.3.1 REASON FOR CHOOSING WORK OPTION

REASON	FEMALES	MALES	MIXED	TOTAL	%
Did not sit for SEC Exams	3	3	0	6	16.7
Obtained no certification	1	0	0	1	2.8
Not accepted for course applied for	1	0	0	1	2.8
Financial problems	0	0	0	0	0.0
Family commitments	0	0	0	0	0.0
Joined the family business	4	8	3	15	42
Not interested in studying	8	0	0	8	22
Unspecified	0	1	4	5	14
<b>TOTAL</b>	<b>17</b>	<b>12</b>	<b>7</b>	<b>36</b>	<b>100</b>

#### IV.4.1 STUDENTS' OTHER OPTIONS

OPTIONS	FEMALES	MALES	MIXED	TOTAL	%
At Home	4	13	0	17	53.1
Emigrated	2	2	0	4	12.5
Registering for work	1	2	0	3	9.4
Others	3	5	0	8	25.0
<b>TOTAL</b>	<b>10</b>	<b>22</b>	<b>0</b>	<b>32</b>	<b>100</b>

#### IV.4.2 REASON FOR NEITHER STUDYING NOR WORKING

REASON	FEMALES	MALES	MIXED	TOTAL	%
At home: due to disability /special needs	3	2	0	5	15.6
At home: wanted to take a year off before continuing studying	1	3	0	4	12.5
Emigrated/travelling abroad	2	2	0	4	12.5
Registering for work	1	4	0	5	15.6
Did not sit for SEC Exams	0	2	0	2	6.3
Obtained no certification	1	1	0	2	6.3
Financial problems: has to support himself	0	0	0	0	0.0
Financial problems: has to support his family	0	0	0	0	0.0
Family commitments	0	0	0	0	0.0
Joined the family business	1	0	0	1	3.1
Not interested in studying	0	6	0	6	18.8
Involved in voluntary work	0	0	0	0	0.0
Unspecified	1	2	0	3	9.4
<b>TOTAL</b>	<b>10</b>	<b>22</b>	<b>0</b>	<b>32</b>	<b>100</b>

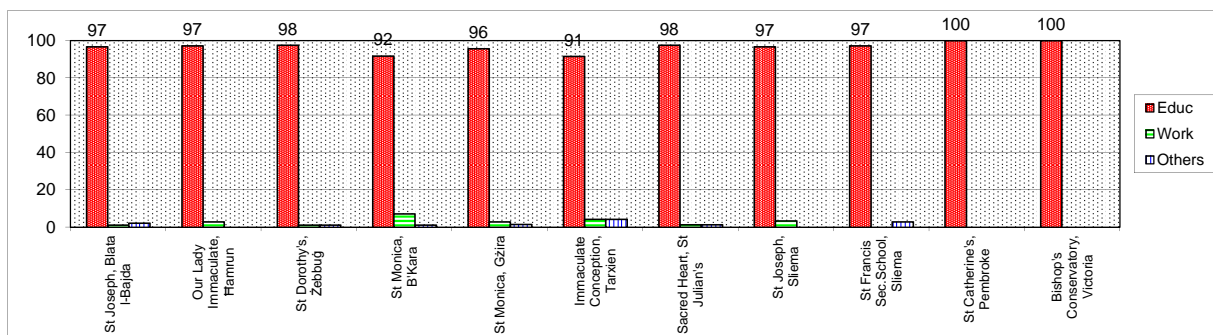
IV.5. FACTORS WHICH COULD HAVE POSSIBLY CHANGED CHOICE OF NOT STUDYING

FACTOR	FEMALES	MALES	MIXED	TOTAL	%
Support for special needs	2	1	0	3	13.6
Child support	0	0	0	0	0.0
After-hours support	0	0	0	0	0.0
Financial support	0	0	0	0	0.0
Choice of subjects was restricted at secondary level	1	0	0	1	4.5
More interesting subjects to learn	1	0	0	1	4.5
No bullying problems at secondary school	0	0	0	0	0.0
No transport problems	0	0	0	0	0.0
Other	0	3	0	3	13.6
Unspecified	7	0	7	14	63.6
<b>TOTAL</b>	<b>11</b>	<b>4</b>	<b>7</b>	<b>22</b>	<b>100</b>

IV.2. PRIVATE SCHOOLS - FEMALES

IV.2.1. TOTAL STUDENTS' OPTIONS

SCHOOL	POPULATION	REPLIES		EDUCATION		WORK		OTHERS	
		TOT	%	TOT	%	TOT	%	TOT	%
St Joseph, Blata l-Bajda	91	90	98.9	87	96.7	1	1.1	2	2.2
Our Lady Immaculate, Hamrun	71	71	100	69	97.2	2	2.8	0	0.0
St Dorothy's, Zebbug	84	84	100	82	97.6	1	1.2	1	1.2
St Monica, B'Kara	85	85	100	78	91.8	6	7.1	1	1.2
St Monica, Gzira	71	69	97.2	66	95.7	2	2.9	1	1.4
Immaculate Conception, Tarxien	47	47	100	43	91.5	2	4.3	2	4.3
Sacred Heart, St Julian's	83	82	98.8	80	97.6	1	1.2	1	1.2
St Joseph, Sliema	59	59	100	57	96.6	2	3.4	0	0.0
St Francis Sec.School, Sliema	71	71	100	69	97.2	0	0.0	2	2.8
St Catherine's, Pembroke	34	34	100	34	100	0	0.0	0	0.0
Bishop's Conservatory, Victoria	34	34	100	34	100	0	0.0	0	0.0
<b>TOTAL</b>	<b>730</b>	<b>726</b>	<b>99.5</b>	<b>699</b>	<b>96.3</b>	<b>17</b>	<b>2.3</b>	<b>10</b>	<b>1.4</b>



#### IV.2.2. STUDENTS' EDUCATIONAL OPTIONS

##### ACADEMIC

SCHOOL	EDUCATION REPLIES	JUNIOR COLLEGE		BUSINESS & COMMERCE		PRIVATE SIXTH FORM		HIGHER SECONDARY		INFORMATION & COMMUNICATION		M'ANG REFALO		SIXTH FORM ABROAD		TOTAL	
		TOT	%	TOT	%	TOT	%	TOT	%	TOT	%	TOT	%	TOT	%	TOT	%
St Joseph, Blata l-Bajda	87	22	25.3	1	1.1	24	27.6	26	29.9		0.0		1.1		0.0	74	85.1
Our Lady Immaculate, Hamrun	69	26	37.7	2	2.9	1	1.4	32	46.4	1	1.4	1	0.0		0.0	62	89.9
St Dorothy's, Żebbuġ	82	23	28.0	2	2.4	16	19.5	28	34.1		0.0		0.0		0.0	69	84.1
St Monica, B'Kara	78	41	52.6	2	2.6	12	15.4	18	23.1	1	1.3		0.0		0.0	74	94.9
St Monica, Gżira	66	28	42.4	2	3.0	15	22.7	16	24.2		0.0		0.0		0.0	61	92.4
Immaculate Conception, Tarxien	43	17	39.5	1	2.3	12	27.9	6	14.0	2	4.7		0.0		0.0	38	88.4
Sacred Heart, St Julian's	80	26	32.5	2	2.5	13	16.3	27	33.8	1	1.3		0.0		0.0	69	86.3
St Joseph, Sliema	57	23	40.4	3	5.3	5	8.8	18	31.6	2	3.5		0.0		0.0	51	89.5
St Francis Sec.School, Sliema	69	29	42.0	3	4.3	10	14.5	21	30.4	1	1.4		0.0		0.0	64	92.8
St Catherine's, Pembroke	34	18	52.9		0.0	7	20.6	7	20.6		0.0		0.0		0.0	32	94.1
Bishop's Conservatory, Victoria	34		0.0		0.0		0.0		0.0		0.0	32	94.1		0.0	32	94.1
<b>TOTAL</b>	<b>699</b>	<b>253</b>	<b>36.2</b>	<b>18</b>	<b>2.6</b>	<b>115</b>	<b>16.5</b>	<b>199</b>	<b>28.5</b>	<b>8</b>	<b>1.1</b>	<b>33</b>	<b>4.7</b>	<b>0</b>	<b>0.0</b>	<b>626</b>	<b>89.6</b>

##### TECHNICAL

SCHOOL	EDUCATION REPLIES	ELECTRONICS ENGINEERING		MECHANICAL ENGINEERING		AGRI- BUSINESS		MARITIME STUDIES		BUILDING & CONSTRUCTION		MCAST GOZO		PROFESSIONAL INSTITUTE ABROAD		TOTAL	
		TOT	%	TOT	%	TOT	%	TOT	%	TOT	%	TOT	%	TOT	%	TOT	%
St Joseph, Blata l-Bajda	87		0.0		0.0		0.0		0.0		0.0		0.0		0.0	0	0.0
Our Lady Immaculate, Hamrun	69	1	1.4		0.0	1	1.4		0.0		0.0		0.0		0.0	2	2.9
St Dorothy's, Żebbuġ	82		0.0		0.0		0.0		0.0		0.0		0.0		0.0	0	0.0
St Monica, B'Kara	78		0.0		0.0	1	1.3		0.0		0.0		0.0		0.0	1	1.3
St Monica, Gżira	66		0.0		0.0		0.0		0.0		0.0		0.0		0.0	0	0.0
Immaculate Conception, Tarxien	43		0.0		0.0	1	2.3		0.0		0.0		0.0		0.0	1	2.3
Sacred Heart, St Julian's	80	1	1.3		0.0		0.0		0.0		0.0		0.0		0.0	1	1.3
St Joseph, Sliema	57		0.0		0.0	1	1.8		0.0		0.0		0.0		0.0	1	1.8
St Francis Sec.School, Sliema	69		0.0	1	1.4		0.0		0.0		0.0		0.0		0.0	1	1.4
St Catherine's, Pembroke	34		0.0		0.0		0.0		0.0		0.0		0.0		0.0	0	0.0
Bishop's Conservatory, Victoria	34		0.0		0.0		0.0		0.0		0.0	2	5.9		0.0	2	5.9
<b>TOTAL</b>	<b>699</b>	<b>2</b>	<b>0.3</b>	<b>1</b>	<b>0.1</b>	<b>4</b>	<b>0.6</b>	<b>0</b>	<b>0.0</b>	<b>0</b>	<b>0.0</b>	<b>2</b>	<b>0.3</b>	<b>0</b>	<b>0.0</b>	<b>9</b>	<b>1.3</b>

VOCATIONAL

SCHOOL	EDUCATION REPLIES	COMMUNITY SERVICES		ART AND DESIGN		TOURISM STUDIES		HEALTH CARE		VOCATIONAL COLLEGE ABROAD		TOTAL	
		TOT	%	TOT	%	TOT	%	TOT	%	TOT	%	TOT	%
St Joseph, Blata l-Bajda	87	8	9.2	3	3.4	1	1.1	1	1.1		0.0	13	14.9
Our Lady Immaculate, Hamrun	69	3	4.3	2	2.9		0.0		0.0		0.0	5	7.2
St Dorothy's, Zebbug	82	7	8.5	3	3.7	3	3.7		0.0		0.0	13	15.9
St Monica, B'Kara	78	1	1.3	1	1.3	1	1.3		0.0		0.0	3	3.8
St Monica, Gzira	66		0.0	3	4.5	2	3.0		0.0		0.0	5	7.6
Immaculate Conception, Tarxien	43	2	4.7	1	2.3		0.0		0.0	1	2.3	4	9.3
Sacred Heart, St Julian's	80	4	5.0	5	6.3		0.0		0.0	1	1.3	10	12.5
St Joseph, Sliema	57	2	3.5		0.0	3	5.3		0.0		0.0	5	8.8
St Francis Sec.School, Sliema	69		0.0	3	4.3	1	1.4		0.0		0.0	4	5.8
St Catherine's, Pembroke	34	2	5.9		0.0		0.0		0.0		0.0	2	5.9
Bishop's Conservatory, Victoria	34		0.0		0.0		0.0		0.0		0.0	0	0.0
<b>TOTAL</b>	<b>699</b>	<b>29</b>	<b>4.1</b>	<b>21</b>	<b>3.0</b>	<b>11</b>	<b>1.6</b>	<b>1</b>	<b>0.1</b>	<b>2</b>	<b>0.3</b>	<b>64</b>	<b>9.2</b>



IV.2.3.1 STUDENTS' WORK OPTIONS

WORK	STUDENTS' WORK OPTIONS										TOTAL	%	
	ST JOSEPH, B'BAJDA	OUR LADY IMMACULATE	ST DOROTHY'S	ST MONICA, B'KARA	ST MONICA, G'ZIRA	IMMACULATE CONCEPTION	SACRED HEART	ST JOSEPH, SLIEMA	ST FRANCIS, SLIEMA	ST CATHERINE'S			BISHOP'S CONSERVATORY
Salesperson/Shop Asst.	1	1		6	1	2	1	2				12	70.6
Waitress		1			1							2	11.8
Cleaner				1								1	5.9
Labourer			1									1	5.9
Nail Technician												0	0.0
Unspecified												0	0.0
<b>TOTAL</b>	<b>1</b>	<b>2</b>	<b>1</b>	<b>6</b>	<b>2</b>	<b>2</b>	<b>1</b>	<b>2</b>	<b>0</b>	<b>0</b>	<b>0</b>	<b>17</b>	<b>100</b>

IV.2.3.2 REASON FOR CHOOSING WORK OPTION

REASON	ST JOSEPH, B'BAJDA	OUR LADY IMMACULATE	ST DOROTHY'S	ST MONICA, B'KARA	ST MONICA, G'ZIRA	IMMACULATE CONCEPTION	SACRED HEART	ST JOSEPH, SLIEMA	ST FRANCIS, SLIEMA	ST CATHERINE'S	BISHOP'S CONSERVATORY	TOTAL	%
Did not sit for SEC Exams		3	1			1						3	17.6
Obtained no certification						1						1	5.9
Not accepted for course applied for				1								1	5.9
Financial problems												0	0.0
Family commitments												0	0.0
Joined the family business				3				1				4	23.5
Not interested in studying	1	1		2	2		1	1				8	47.1
Unspecified												0	0.0
<b>TOTAL</b>	<b>1</b>	<b>2</b>	<b>1</b>	<b>6</b>	<b>2</b>	<b>2</b>	<b>1</b>	<b>2</b>	<b>0</b>	<b>0</b>	<b>0</b>	<b>17</b>	<b>100</b>

IV.2.4.1 STUDENTS' OTHER OPTIONS

OPTION	At home Emigrated Registering for work Others	TOTAL	%
ST JOSEPH, B'BAJDA	2	2	40.0
OUR LADY IMMACULATE	0	0	20.0
ST DOROTHY'S	1	1	10.0
ST MONICA, B'KARA	1	1	30.0
ST MONICA, G'ZIRA	1	1	
IMMACULATE CONCEPTION	1	2	
SACRED HEART	1	1	
ST JOSEPH, SLIEMA	0	0	
ST FRANCIS, SLIEMA	2	2	
ST CATHERINE'S	0	0	
BISHOP'S CONSERVATORY	0	0	
TOTAL	4	10	100
	2	3	
	20.0	30.0	

IV.2.4.2 REASON FOR NEITHER STUDYING NOR WORKING

REASON	ST. JOSEPH, BBAJDA	OUR LADY IMMACULATE	ST DOROTHY'S	ST MONICA, BKARA	ST MONICA, GZIRA	IMMACULATE CONCEPTION	SACRED HEART	ST JOSEPH, SLIEMA	ST FRANCIS, SLIEMA	ST CATHERINE'S	BISHOP'S CONSERVATORY	TOTAL	%
At home: due to disability /special needs					1				2			3	30.0
At home: wanted to take a year off before continuing studying	1											1	10.0
Emigrated/travelling abroad			1				1					2	20.0
Registering for work						1	1					1	10.0
Did not sit for SEC Exams												0	0.0
Obtained no certification						1						1	10.0
Financial problems: has to support himself												0	0.0
Financial problems: has to support his family												0	0.0
Family commitments												0	0.0
Joined the family business				1								1	10.0
Not interested in studying												0	0.0
Involved in voluntary work												0	0.0
Unspecified	1											1	10.0
<b>TOTAL</b>	<b>2</b>	<b>0</b>	<b>1</b>	<b>1</b>	<b>1</b>	<b>2</b>	<b>1</b>	<b>0</b>	<b>2</b>	<b>0</b>	<b>0</b>	<b>10</b>	<b>100</b>

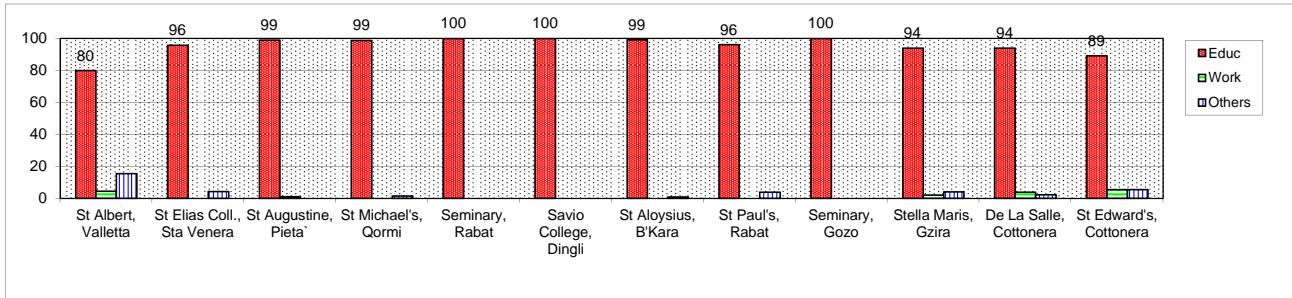
IV.3 FACTORS WHICH COULD HAVE POSSIBLY CHANGED CHOICE OF NOT STUDYING

FACTOR	ST JOSEPH, B'BAJDA	OUR LADY IMMACULATE	ST DOROTHY'S	ST MONICA, B'KARA	ST MONICA, GZIRA	IMMACULATE CONCEPTION	SACRED HEART	ST JOSEPH, SLIEMA	ST FRANCIS, SLIEMA	ST CATHERINE'S	BISHOP'S CONSERVATORY	TOTAL	%
Support for special needs									2			2	18.2
Child support												0	0.0
After-hours support												0	0.0
Financial support												0	0.0
Choice of subjects was restricted at secondary level						1						1	9.1
More interesting subjects to learn						1						1	9.1
No bullying problems at secondary school												0	0.0
No transport problems												0	0.0
Other												0	0.0
Unspecified				7								7	63.6
<b>TOTAL</b>	<b>0</b>	<b>0</b>	<b>0</b>	<b>7</b>	<b>0</b>	<b>2</b>	<b>0</b>	<b>0</b>	<b>2</b>	<b>0</b>	<b>0</b>	<b>11</b>	<b>100</b>

IV.3. PRIVATE SCHOOLS - MALES

IV.3.1. TOTAL STUDENTS' OPTIONS

SCHOOL	POPULATION	REPLIES		EDUCATION		WORK		OTHERS	
		TOT	%	TOT	%	TOT	%	TOT	%
St Albert, Valletta	45	45	100	36	80.0	2	4.4	7	15.6
St Elias Coll., Sta Venera	46	46	100	44	95.7	0	0.0	2	4.3
St Augustine, Pieta'	92	92	100	91	98.9	1	1.1	0	0.0
St Michael's, Qormi	74	74	100	73	98.6	0	0.0	1	1.4
Seminary, Tal-Virtu'	54	54	100	54	100	0	0.0	0	0.0
Savio College, Dingli	52	52	100	52	100	0	0.0	0	0.0
St Aloysius, B'Kara	111	111	100	110	99.1	0	0.0	1	0.9
St Paul's, Rabat	52	52	100	50	96.2	0	0.0	2	3.8
Seminary, Gozo	51	51	100	51	100	0	0.0	0	0.0
Stella Maris, Gzira	98	98	100	92	93.9	2	2.0	4	4.1
De La Salle, Cottonera	130	130	100	122	93.8	5	3.8	3	2.3
St Edward's, Cottonera	37	37	100	33	89.2	2	5.4	2	5.4
<b>TOTAL</b>	<b>842</b>	<b>842</b>	<b>100</b>	<b>808</b>	<b>96.0</b>	<b>12</b>	<b>1.4</b>	<b>22</b>	<b>2.6</b>



IV.3.2. STUDENTS' EDUCATIONAL OPTIONS

ACADEMIC

SCHOOL	EDUCATION REPLIES	JUNIOR COLLEGE		BUSINESS & COMMERCE		PRIVATE SIXTH FORM		HIGHER SECONDARY		INFORMATION & COMMUNICATION		M'ANG REFALO		SIXTH FORM ABROAD		TOTAL	
		TOT	%	TOT	%	TOT	%	TOT	%	TOT	%	TOT	%	TOT	%	TOT	%
St Albert, Valletta	36	10	27.8		0.0	1	2.8	9	25.0	3	8.3		0.0	1	2.8	24	66.7
St Elias Coll., Sta Venera	44	25	56.8	1	2.3	2	4.5	10	22.7	2	4.5		0.0		0.0	40	90.9
St Augustine, Pieta'	91	38	41.8	2	2.2	5	5.5	22	24.2	12	13.2		0.0		0.0	79	86.8
St Michael's, Qormi	73	39	53.4	1	1.4	6	8.2	11	15.1	8	11.0		0.0		0.0	65	89.0
Seminary, Tal-Virtu'	54	38	70.4		0.0	6	11.1	4	7.4		0.0		0.0		0.0	48	88.9
Savio College, Dingli	52	18	34.6	31	59.6		0.0	2	3.8		0.0		0.0		0.0	51	98.1
St Aloysius, B'Kara	110	31	28.2	1	0.9	65	59.1	12	10.9	1	0.9		0.0		0.0	110	100
St Paul's, Rabat	50	32	64.0		0.0	6	12.0	7	14.0	2	4.0		0.0		0.0	47	94.0
Seminary, Gozo	51		0.0		0.0		0.0		0.0		0.0	51	100		0.0	51	100
Stella Maris, Gzira	92	28	30.4		0.0	10	10.9	21	22.8	6	6.5		0.0		0.0	65	70.7
De La Salle, Cottonera	122	23	18.9	6	4.9	38	31.1	25	20.5	13	10.7		0.0		0.0	105	86.1
St Edward's, Cottonera	33	8	24.2		0.0	16	48.5	5	15.2		0.0		0.0	4	12.1	33	100
<b>TOTAL</b>	<b>808</b>	<b>290</b>	<b>35.9</b>	<b>42</b>	<b>5.2</b>	<b>155</b>	<b>19.2</b>	<b>128</b>	<b>15.8</b>	<b>47</b>	<b>5.8</b>	<b>51</b>	<b>6.3</b>	<b>5</b>	<b>0.6</b>	<b>718</b>	<b>88.9</b>

TECHNICAL

SCHOOL	EDUCATION REPLIES	ELECTRONICS ENGINEERING		MECHANICAL ENGINEERING		AGRI-BUSINESS		MARITIME STUDIES		BUILDING & CONSTRUCTION		MCAST GOZO		PROFESSIONAL INSTITUTE ABROAD		TOTAL	
		TOT	%	TOT	%	TOT	%	TOT	%	TOT	%	TOT	%	TOT	%	TOT	%
St Albert, Valletta	36	1	2.8	3	8.3		0.0		0.0		0.0		0.0		0.0	4	11.1
St Elias Coll., Sta Venera	44	1	2.3	1	2.3		0.0		0.0		0.0		0.0		0.0	2	4.5
St Augustine, Pieta'	91		0.0	3	3.3		0.0	3	3.3		0.0		0.0		0.0	6	6.6
St Michael's, Qormi	73	1	1.4	4	5.5		0.0		0.0	1	1.4		0.0		0.0	6	8.2
Seminary, Tal-Virtu'	54		0.0	4	7.4		0.0		0.0		0.0		0.0		0.0	4	7.4
Savio College, Dingli	52		0.0		0.0		0.0		0.0		0.0		0.0		0.0	0	0.0
St Aloysius, B'Kara	110		0.0		0.0		0.0		0.0		0.0		0.0		0.0	0	0.0
St Paul's, Rabat	50	1	2.0		0.0		0.0		0.0	1	2.0		0.0		0.0	2	4.0
Seminary, Gozo	51		0.0		0.0		0.0		0.0		0.0		0.0		0.0	0	0.0
Stella Maris, Gzira	92	6	6.5	6	6.5		0.0		0.0	1	1.1		0.0		0.0	13	14.1
De La Salle, Cottonera	122	3	2.5	9	7.4		0.0	2	1.6	1	0.8		0.0		0.0	15	12.3
St Edward's, Cottonera	33		0.0		0.0		0.0		0.0		0.0		0.0		0.0	0	0.0
<b>TOTAL</b>	<b>808</b>	<b>13</b>	<b>1.6</b>	<b>30</b>	<b>3.7</b>	<b>0</b>	<b>0.0</b>	<b>5</b>	<b>0.6</b>	<b>4</b>	<b>0.5</b>	<b>0</b>	<b>0.0</b>	<b>0</b>	<b>0.0</b>	<b>52</b>	<b>6.4</b>

VOCATIONAL

SCHOOL	EDUCATION REPLIES	COMMUNITY SERVICES		ART AND DESIGN		TOURISM STUDIES		HEALTH CARE		VOCATIONAL COLLEGE ABROAD		TOTAL	
		TOT	%	TOT	%	TOT	%	TOT	%	TOT	%	TOT	%
St Albert, Valletta	36	1	2.8	4	11.1	3	8.3		0.0		0.0	8	22.2
St Elias Coll., Sta Venera	44	1	2.3	1	2.3		0.0		0.0		0.0	2	4.5
St Augustine, Pieta`	91	1	1.1	2	2.2	3	3.3		0.0		0.0	6	6.6
St Michael's, Qormi	73	1	1.4		0.0	1	1.4		0.0		0.0	2	2.7
Seminary, Tal-Virtu`	54		0.0	1	1.9	1	1.9		0.0		0.0	2	3.7
Savio College, Dingli	52		0.0		0.0		0.0	1	1.9		0.0	1	1.9
St Aloysius, B'Kara	110		0.0		0.0		0.0		0.0		0.0	0	0.0
St Paul's, Rabat	50		0.0		0.0	1	2.0		0.0		0.0	1	2.0
Seminary, Gozo	51		0.0		0.0		0.0		0.0		0.0	0	0.0
Stella Maris, Gzira	92	3	3.3	2	2.2	9	9.8		0.0		0.0	14	15.2
De La Salle, Cottonera	122		0.0	2	1.6		0.0		0.0		0.0	2	1.6
St Edward's, Cottonera	33		0.0		0.0		0.0		0.0		0.0	0	0.0
<b>TOTAL</b>	<b>808</b>	<b>7</b>	<b>0.9</b>	<b>12</b>	<b>1.5</b>	<b>18</b>	<b>2.2</b>	<b>1</b>	<b>0.1</b>	<b>0</b>	<b>0.0</b>	<b>38</b>	<b>4.7</b>



IV.3.3.1 STUDENTS WORK OPTIONS

WORK	ST ALBERT'S	ST ELIAS'	ST AUGUSTINE'S	ST MICHAEL'S	SEMINARY, TAL-VIRTU'	SAVIO COLLEGE	ST ALOYSIUS'	ST PAUL'S	SEMINARY, GOZO	STELLA MARIS	DE LA SALLE	ST EDWARDS	TOTAL	%
<i>Salesperson/Shop Asst.</i>	1									2	2	2	7	58.3
<i>Waiter</i>	1										1		2	16.7
<i>Caterer/Confectioner</i>											1		1	8.3
<i>Family Business</i>			1										1	8.3
<i>Maintenance</i>											1		1	8.3
<b>TOTAL</b>	<b>2</b>	<b>0</b>	<b>1</b>	<b>0</b>	<b>0</b>	<b>0</b>	<b>0</b>	<b>0</b>	<b>0</b>	<b>2</b>	<b>5</b>	<b>2</b>	<b>12</b>	<b>100</b>

IV.3.3.2 REASON FOR CHOOSING WORK OPTION

REASON	ST ALBERT'S	ST ELIAS'	ST AUGUSTINE'S	ST MICHAEL'S	SEMINARY, TAL-VIRTU'	SAVIO COLLEGE	ST ALOYSIUS'	ST PAUL'S	SEMINARY, GOZO	STELLA MARIS	DE LA SALLE	ST EDWARDS'	TOTAL	%
Did not sit for SEC Exams	2										1		3	25.0
Obtained no certification													0	0.0
Not accepted for course applied for													0	0.0
Financial problems													0	0.0
Family commitments													0	0.0
Joined the family business										2	4	2	8	66.7
Not interested in studying													0	0.0
Unspecified			1										1	8.3
<b>TOTAL</b>	<b>2</b>	<b>0</b>	<b>1</b>	<b>0</b>	<b>0</b>	<b>0</b>	<b>0</b>	<b>0</b>	<b>0</b>	<b>2</b>	<b>5</b>	<b>2</b>	<b>12</b>	<b>100</b>

IV.3.4.1 STUDENTS' OTHER OPTIONS

OPTIONS	At home		TOTAL	%
	Emigrated	Registering for work Others		
ST ALBERT'S	1	4	7	
ST ELIAS'	2		2	
ST AUGUSTINE'S			0	
ST MICHAEL'S	1		1	
SEMINARY, TAL-VIRTU'			0	
SAVIO COLLEGE			0	
ST ALOYSIUS'	1		1	
ST PAUL'S	1	1	2	
SEMINARY, GOZO			0	
STELLA MARIS	3	1	4	
DE LA SALLE	3		3	
ST EDWARD'S	2		2	
TOTAL	13	5	22	59.1
	2	2	5	9.1
	2	2	5	9.1
	22.7		100	

V.3.4.2 REASON FOR NEITHER STUDYING NOR WORKING

REASON	ST ALBERT'S	ST ELIAS'	ST AUGUSTINE'S	ST MICHAEL'S	SEMINARY, TAL-VIRTU'	SAVIO COLLEGE	ST ALOYSIUS'	ST PAUL'S	SEMINARY, GOZO	STELLA MARIS	DE LA SALLE	ST EDWARD'S	TOTAL	%
At home: due to disability /special needs							1	1					2	9.1
At home: wanted to take a year off before continuing studying	3												3	13.6
Emigrated/travelling abroad				1						1			2	9.1
Registering for work	2									2			4	18.2
Did not sit for SEC Exams										1	1		2	9.1
Obtained no certification											1		1	4.5
Financial problems: has to support himself													0	0.0
Financial problems: has to support his family													0	0.0
Family commitments													0	0.0
Joined the family business													0	0.0
Not interested in studying	2							1			1	2	6	27.3
Involved in voluntary work													0	0.0
Unspecified		2											2	9.1
<b>TOTAL</b>	<b>7</b>	<b>2</b>	<b>0</b>	<b>1</b>	<b>0</b>	<b>0</b>	<b>1</b>	<b>2</b>	<b>0</b>	<b>4</b>	<b>3</b>	<b>2</b>	<b>22</b>	<b>100</b>

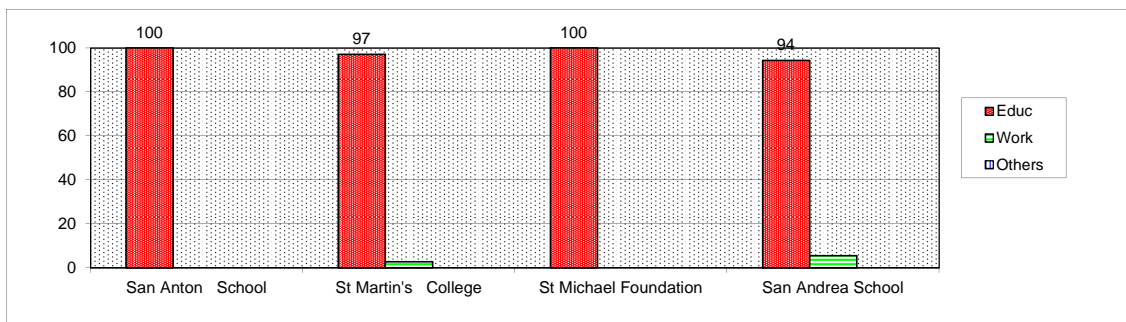
IV.4. FACTORS WHICH COULD HAVE POSSIBLY CHANGED CHOICE OF NOT STUDYING

FACTOR	ST ALBERT'S	ST ELIAS'	ST AUGUSTINE'S	ST MICHAEL'S	SEMINARY, 'TAL-VIRTU'	SAVIO COLLEGE	ST ALOYSIUS'	ST PAUL'S	SEMINARY, GOZO	STELLA MARIS	DE LA SALLE	ST EDWARDS'S	TOTAL	%
Support for special needs							1						1	25.0
Child support													0	0.0
After-hours support													0	0.0
Financial support													0	0.0
Choice of subjects was restricted at secondary level													0	0.0
More interesting subjects to learn													0	0.0
No bullying problems at secondary school													0	0.0
No transport problems													0	0.0
Other										3			3	75.0
Unspecified													0	0.0
<b>TOTAL</b>	<b>0</b>	<b>0</b>	<b>0</b>	<b>0</b>	<b>0</b>	<b>0</b>	<b>1</b>	<b>0</b>	<b>0</b>	<b>3</b>	<b>0</b>	<b>0</b>	<b>4</b>	<b>100</b>

**IV.4. PRIVATE SCHOOLS - MIXED**

**IV.4.1. TOTAL STUDENTS' OPTIONS**

SCHOOL	POPULATION	REPLIES		EDUCATION		WORK		OTHERS	
		TOT	%	TOT	%	TOT	%	TOT	%
San Anton School	82	82	100	82	100	0	0.0	0	0.0
St Martin's College	106	106	100	103	97.2	3	2.8	0	0.0
St Michael Foundation	72	72	100	72	100	0	0.0	0	0.0
San Andrea School	72	72	100	68	94.4	4	5.6	0	0.0
<b>TOTAL</b>	<b>332</b>	<b>332</b>	<b>100</b>	<b>325</b>	<b>97.9</b>	<b>7</b>	<b>2.1</b>	<b>0</b>	<b>0.0</b>



IV.4.2. STUDENTS' EDUCATIONAL OPTIONS

ACADEMIC

SCHOOL	EDUCATION REPLIES	JUNIOR COLLEGE		BUSINESS & COMMERCE		PRIVATE SIXTH FORM		HIGHER SECONDARY		INFORMATION & COMMUNICATION		M'ANG REFALO		SIXTH FORM ABROAD		TOTAL	
		TOT	%	TOT	%	TOT	%	TOT	%	TOT	%	TOT	%	TOT	%	TOT	%
San Anton School	82	27	32.9		0.0	9	11.0	41	50.0		0.0		0.0	1	1.2	78	95.1
St Martin's College	103	20	19.4		0.0	43	41.7	23	22.3		0.0		0.0	6	5.8	92	89.3
St Michael Foundation	72	23	31.9	1	1.4	11	15.3	22	30.6	1	1.4		0.0		0.0	58	80.6
San Andrea School	68	19	27.9	1	1.5	16	23.5	22	32.4	1	1.5		0.0		0.0	59	86.8
<b>TOTAL</b>	<b>325</b>	<b>89</b>	<b>27.4</b>	<b>2</b>	<b>0.6</b>	<b>79</b>	<b>24.3</b>	<b>108</b>	<b>33.2</b>	<b>2</b>	<b>0.6</b>	<b>0</b>	<b>0.0</b>	<b>7</b>	<b>2.2</b>	<b>287</b>	<b>88.3</b>

TECHNICAL

SCHOOL	EDUCATION REPLIES	ELECTRONICS ENGINEERING		MECHANICAL ENGINEERING		AGRI- BUSINESS		MARITIME STUDIES		BUILDING & CONSTRUCTION		MCAST GOZO		PROFESSIONAL INSTITUTE ABROAD		TOTAL	
		TOT	%	TOT	%	TOT	%	TOT	%	TOT	%	TOT	%	TOT	%	TOT	%
San Anton School	82	1	1.2		0.0		0.0		0.0		0.0		0.0		0.0	1	1.2
St Martin's College	103		0.0		0.0		0.0	1	1.0		0.0		0.0		0.0	1	1.0
St Michael Foundation	72	1	1.4	2	2.8		0.0		0.0		0.0		0.0		0.0	3	4.2
San Andrea School	68	3	4.4	1	1.5		0.0		0.0		0.0		0.0		0.0	4	5.9
<b>TOTAL</b>	<b>325</b>	<b>5</b>	<b>1.5</b>	<b>3</b>	<b>0.9</b>	<b>0</b>	<b>0.0</b>	<b>1</b>	<b>0.3</b>	<b>0</b>	<b>0.0</b>	<b>0</b>	<b>0.0</b>	<b>0</b>	<b>0.0</b>	<b>9</b>	<b>2.8</b>

VOCATIONAL

SCHOOL	EDUCATION REPLIES	COMMUNITY SERVICES		ART AND DESIGN		TOURISM STUDIES		HEALTH CARE		VOCATIONAL COLLEGE ABROAD		TOTAL	
		TOT	%	TOT	%	TOT	%	TOT	%	TOT	%	TOT	%
San Anton School	82		0.0	2	2.4	1	1.2		0.0		0.0	3	3.7
St Martin's College	103	1	1.0	5	4.9	4	3.9		0.0		0.0	10	9.7
St Michael Foundation	72	4	5.6	2	2.8	5	6.9		0.0		0.0	11	15.3
San Andrea School	68		0.0	2	2.9	3	4.4		0.0		0.0	5	7.4
<b>TOTAL</b>	<b>325</b>	<b>5</b>	<b>1.5</b>	<b>11</b>	<b>3.4</b>	<b>13</b>	<b>4.0</b>	<b>0</b>	<b>0.0</b>	<b>0</b>	<b>0.0</b>	<b>29</b>	<b>8.9</b>

IV.4.3.1 STUDENTS' "WORK" OPTIONS

WORK	SAN ANTON	ST MARTINS	ST MICHAEL	SAN ANDREA	TOTAL	%
Labourer				2	2	28.6
Beautician				1	1	14.3
Hairdresser				1	1	14.3
Unspecified		3			3	42.9
<b>TOTAL</b>	<b>0</b>	<b>3</b>	<b>0</b>	<b>4</b>	<b>7</b>	<b>100</b>

IV.4.3.2 REASON FOR CHOOSING WORK OPTION

REASON	SAN ANTON	ST MARTINS	ST MICHAEL	SAN ANDREA	TOTAL	%
Did not sit for SEC Exams					0	0.0
Obtained no certification					0	0.0
Not accepted for course applied for					0	0.0
Financial problems					0	0.0
Family commitments					0	0.0
Joined the family business		3			3	42.9
Not interested in studying					0	0
Unspecified				4	4	57.1
<b>TOTAL</b>	<b>0</b>	<b>3</b>	<b>0</b>	<b>4</b>	<b>7</b>	<b>100</b>



IV.4.4.1 STUDENTS' "OTHER" OPTIONS

OPTION	SAN ANTON	ST MARTIN'S	ST MICHAEL	SAN ANDREA	TOTAL	%
At Home					0	0.0
Emigrated					0	0.0
Registering for work					0	0.0
Other					0	0.0
<b>TOTAL</b>	<b>0</b>	<b>0</b>	<b>0</b>	<b>0</b>	<b>0</b>	<b>0.0</b>

IV.4.4.2 REASON FOR NEITHER STUDYING NOR WORKING

REASON	SAN ANTON	ST MARTIN'S	ST MICHAEL	SAN ANDREA	TOTAL	%
At home: due to disability /special needs					0	0.0
At home: wanted to take a year off before continuing studying					0	0.0
Emigrated/travelling abroad					0	0.0
Registering for work					0	0.0
Did not sit for SEC Exams					0	0.0
Obtained no certification					0	0.0
Financial problems: has to support himself					0	0.0
Financial problems: has to support his family					0	0.0
Family commitments					0	0.0
Joined the family business					0	0.0
Not interested in studying					0	0.0
Involved in voluntary work					0	0.0
Unspecified					0	0.0
<b>TOTAL</b>	<b>0</b>	<b>0</b>	<b>0</b>	<b>0</b>	<b>0</b>	<b>0.0</b>

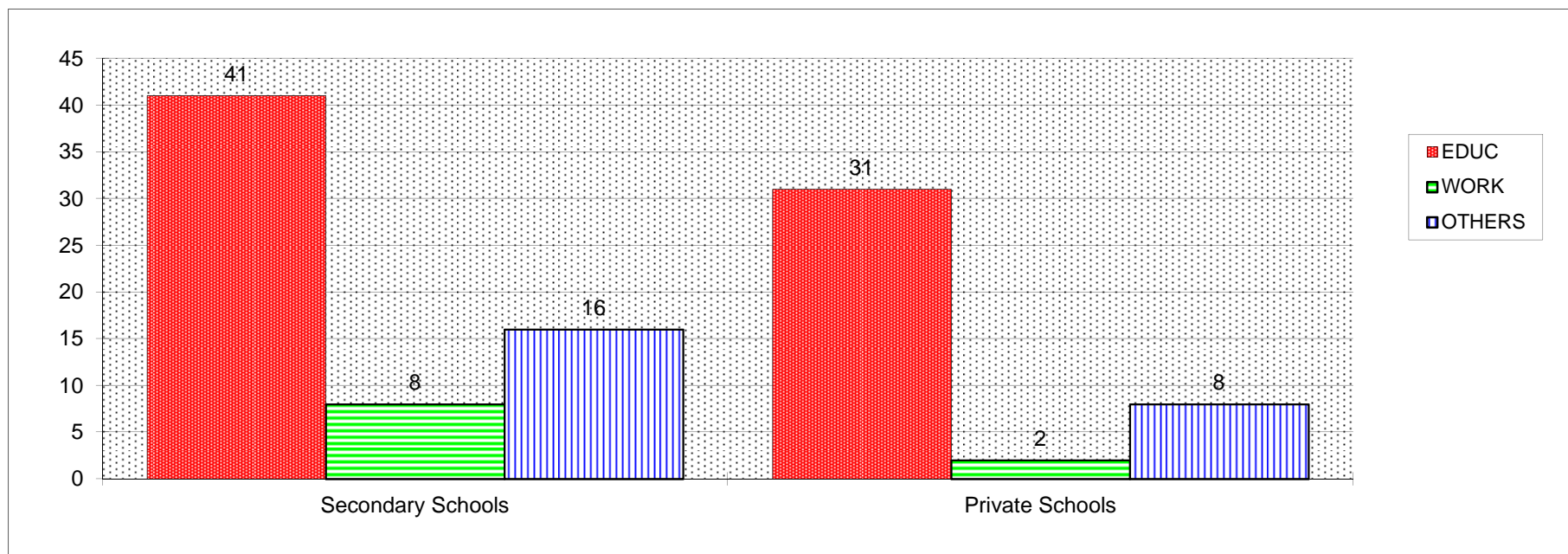
IV.4. FACTORS WHICH COULD HAVE POSSIBLY CHANGED CHOICE OF NOT STUDYING

FACTOR	SAN ANTON	ST MARTINS	ST MICHAEL	SAN ANDREA	TOTAL	%
Support for special needs					0	0.0
Child support					0	0.0
After-hours support					0	0.0
Financial support					0	0.0
Choice of subjects was restricted at secondary level					0	0.0
More interesting subjects to learn					0	0.0
No bullying problems at secondary school					0	0.0
No transport problems					0	0.0
Other					0	0.0
Unspecified		3		4	7	100
<b>TOTAL</b>	<b>0</b>	<b>3</b>	<b>0</b>	<b>4</b>	<b>7</b>	<b>100</b>

## V. SPECIAL NEEDS STUDENTS

### V.1. TOTAL STUDENTS OPTIONS BY SECTOR

SECTOR	EDUCATION	WORK	OTHERS	TOTAL
	TOT	TOT	TOT	
Secondary Schools	41	8	16	65
Private Schools	31	2	8	41
<b>TOTAL</b>	<b>72</b>	<b>10</b>	<b>24</b>	<b>106</b>



## V.2. TOTAL STUDENTS' OPTIONS BY GENDER

### FEMALES

SECTOR	EDUCATION	WORK	OTHERS	TOTAL
	TOT	TOT	TOT	
Secondary Schools	7	0	2	9
Private Schools	7	0	3	10
<b>TOTAL</b>	<b>14</b>	<b>0</b>	<b>5</b>	<b>19</b>

### MALES

SECTOR	EDUCATION	WORK	OTHERS	TOTAL
	TOT	TOT	TOT	
Secondary Schools	34	8	14	56
Private Schools	22	2	5	29
<b>TOTAL</b>	<b>56</b>	<b>10</b>	<b>19</b>	<b>85</b>

### MIXED

SECTOR	EDUCATION	WORK	OTHERS	TOTAL
	TOT	TOT	TOT	
Private Schools Mixed	2	0	0	2

### V.3. SECONDARY SCHOOLS

#### FEMALES

SCHOOL				EDUCATION	WORK	OTHERS
	ACADEMIC	TECHNICAL	VOCATIONAL	TOTAL		
<b>Gozo College, Victoria</b>	0	2	0	2	0	0
M'Regina College, Mosta	0	0	1	1	0	1
<b>St Benedict College</b>	0	0	0	0	0	0
<b>St Clare Coll., Pembroke</b>	0	0	0	0	0	0
St George Preca Coll, Hamrun	0	0	0	0	0	0
St Ignatius College, B'Bajda	0	0	0	0	0	0
St Margaret College, Cospicua	0	0	0	0	0	0
St Nicholas College, Rabat	3	1	0	4	0	1
St Theresa College, Mrieħel	0	0	0	0	0	0
St Thomas More Coll., Żejtun	0	0	0	0	0	0
<b>TOTAL</b>	<b>3</b>	<b>3</b>	<b>1</b>	<b>7</b>	<b>0</b>	<b>2</b>

#### MALES

SCHOOL				EDUCATION	WORK	OTHERS
	ACADEMIC	TECHNICAL	VOCATIONAL	TOTAL		
<b>Gozo College, Victoria</b>	0	0	0	0	0	0
M'Regina College, Naxxar	0	0	0	0	0	0
<b>St Benedict College, Kirkop</b>	3	2	0	5	3	4
St Clare College, Gzira	0	0	0	0	0	0
<b>St George Preca College</b>	5	5	5	15	2	4
<b>St Ignatius College</b>	0	0	0	0	0	0
<b>St Margaret College</b>	0	0	0	0	0	0
St Nicholas College, Mtarfa	4	7	1	12	3	6
St Theresa College, B'Kara	0	0	0	0	0	0
<b>St Thomas More College</b>	1	0	1	2	0	0
<b>TOTAL</b>	<b>13</b>	<b>14</b>	<b>7</b>	<b>34</b>	<b>8</b>	<b>14</b>

#### V.4. PRIVATE SCHOOLS

##### FEMALES

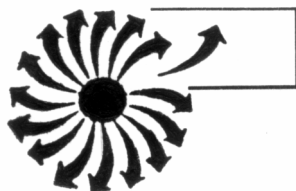
SCHOOL	ACADEMIC	TECHNICAL	VOCATIONAL	EDUCATION TOTAL	WORK	OTHERS
St Joseph, Blata I-Bajda	0	0	0	0	0	0
Our Lady Immaculate, Hamrun	0	0	1	1	0	0
St Dorothy's, Żebbuġ	0	0	1	1	0	1
St Monica, B'Kara	1	0	0	1	0	1
St Monica, Gzira	0	0	0	0	0	1
Immaculate Conception, Tarxien	0	0	0	0	0	0
Sacred Heart, St Julian's	0	0	2	2	0	0
St Joseph, Sliema	0	0	0	0	0	0
St Francis Sec.School, Sliema	0	0	0	0	0	0
St Catherine's, Pembroke	0	0	0	0	0	0
Bishop's Conservatory, Victoria	1	1	0	2	0	0
<b>TOTAL</b>	<b>2</b>	<b>1</b>	<b>4</b>	<b>7</b>	<b>0</b>	<b>3</b>

##### MALES

SCHOOL	ACADEMIC	TECHNICAL	VOCATIONAL	EDUCATION TOTAL	WORK	OTHERS
St Albert, Valletta	0	1	1	2	0	1
St Elias Coll., Sta Venera	0	0	0	0	0	0
St Augustine, Pieta`	1	0	1	2	1	0
St Michael's, Qormi	1	1	1	3	0	0
Seminary, Tal-Virtu`	1	1	0	1	0	0
Savio College, Dingli	0	0	1	1	0	0
St Aloysius, B'Kara	2	0	0	2	0	1
St Paul's, Rabat	1	2	1	4	0	2
Seminary, Gozo	0	0	0	0	0	0
Stella Maris, Gzira	4	1	0	5	1	0
De La Salle, Cottonera	1	1	0	2	0	0
St Edward's, Cottonera	0	0	0	0	0	1
<b>TOTAL</b>	<b>11</b>	<b>6</b>	<b>5</b>	<b>22</b>	<b>2</b>	<b>5</b>

**MIXED**

<b>SCHOOL</b>				<b>EDUCATION</b>	<b>WORK</b>	<b>OTHERS</b>
	<b>ACADEMIC</b>	<b>TECHNICAL</b>	<b>VOCATIONAL</b>	<b>TOTAL</b>		
San Anton School	0	0	0	0	0	0
St Martin's College	0	0	0	0	0	0
St Michael Foundation	0	1	1	2	0	0
San Andrea School	0	0	0	0	0	0
<b>TOTAL</b>	<b>0</b>	<b>1</b>	<b>1</b>	<b>2</b>	<b>0</b>	<b>0</b>



## STUDENT SERVICES DEPARTMENT

### EDUCATION PSYCHO-SOCIAL SERVICES

31<sup>th</sup> October 2011

Dear student,

It has now been some months since you have left secondary school. Yet, we are still interested in knowing what you are doing at present, whether in a new course of study or at work. Consequently, it would be greatly appreciated if you could fill in the attached questionnaire and **return it to the Guidance Teacher of your last school.**

We are collecting this data for the compilation of the annual Tracer Study published by the Student Services Department. Such a study publishes statistical information regarding the educational/vocational choices of students after Form 5. The Form will be destroyed as soon as data is compiled. No personal data is entered in computer or published.

Should you require any help or information do not hesitate to contact the guidance teacher at school.

Name and Surname .....

School (2010-2011) ..... Form 5 .....

**1. On completion of Form V, what are you doing now? (Put a cross [x] where applicable)**

studying at school  studying abroad  working  at home

**2. If studying, where? Please tick as appropriate.**

- Gian Frangisk Abela, Junior College, Msida
- Institute of Business & Commerce, Paola (M.C.A.S.T.)
- Private Sixth Form/Tuition Centre: .....
- Giovanni Curmi Higher Secondary School, Naxxar
- Institute of Information & Communication Technology, Paola (M.C.A.S.T.)
- M'Ang Refalo' Centre for Further Studies, Gozo
- Studying abroad at a Sixth Form
- Institute of Electronics Engineering, Paola (M.C.A.S.T.)
- Institute of Mechanical Engineering, Paola (M.C.A.S.T.)
- Institute of Agribusiness, Qormi (M.C.A.S.T.)
- Institute of Maritime Studies, Kalkara (M.C.A.S.T.)
- Institute of Building & Construction Engineering, Naxxar (M.C.A.S.T.)
- M.C.A.S.T. Centre, Gozo.
- Studying abroad at a Professional Institute
- Institute of Community Services, Paola (M.C.A.S.T.)
- Institute of Art & Design, Mosta (M.C.A.S.T.)
- Institute of Tourism Studies, St Julian's / Gozo
- Institute of Health Care, University of Malta, Msida
- Studying abroad at a Vocational College



**3. If working, in what job?** .....**I am working because:**

- I did not sit for SEC Exams
- I obtained no certification
- I was not accepted for the course I applied for
- Of financial problems - Have to support myself
- Of financial problems - Have to support my family
- Of family commitments
- I joined the family business
- I am not interested in studying

**4. If neither studying nor working, what are you doing?** .....**I am neither studying nor working because:**

- I am at home - due to disability / special needs
- I am at home – I wanted to take a year gap before I continue studying
- I emigrated/ I am travelling abroad

**I am registering for work as I:**

- Did not sit for SEC Exams
- Obtained no certification
- Of financial problems - have to support myself
- Of financial problems - have to support my family
- Of family commitments
- I joined the family business
- I am not interested in studying
- I am involved in voluntary work

**5. If you are not studying, which of the following could have possibly changed your choices?**

- Support for special needs. Please specify .....
- Child support. Please specify: .....
- After - hours support.
- Financial support.
- Choice of subjects was restricted at secondary level.
- More interesting subjects to learn
- No bullying problems at secondary school
- No transport problems
- Other. Please specify .....

Student's Signature: \_\_\_\_\_

Date: \_\_\_\_\_

**TRACER STUDY 2010-2011**

SCHOOL: \_\_\_\_\_ STAMP: \_\_\_\_\_

Number of students on roll (1-6-2011) \_\_\_\_\_

**A. Students Studying****i. ACADEMIC COURSES at:**

Gian Frangisk Abela, Junior College, Msida \_\_\_\_\_

Institute of Business &amp; Commerce, Paola (M.C.A.S.T.) \_\_\_\_\_

Private Sixth Form/Tuition Centre: \_\_\_\_\_

Giovanni Curmi Higher Secondary, Naxxar \_\_\_\_\_

Institute of Information &amp; Comm Tech., Paola (M.C.A.S.T.) \_\_\_\_\_

Mikelang Refalo Upper Lyceum, Gozo \_\_\_\_\_

Sixth Form abroad \_\_\_\_\_

Total: \_\_\_\_\_ (Including \_\_\_\_\_ Special Needs Students)

**ii. TECHNICAL COURSES at:**

Institute of Electronics Engineering, Paola (M.C.A.S.T.) \_\_\_\_\_

Institute of Mechanical Engineering, Paola (M.C.A.S.T.) \_\_\_\_\_

Institute of Agribusiness, Qormi (M.C.A.S.T.) \_\_\_\_\_

Institute of Maritime Studies, Kalkara (M.C.A.S.T.) \_\_\_\_\_

Institute of Building &amp; Construction, Naxxar (M.C.A.S.T.) \_\_\_\_\_

M.C.A.S.T. Centre, Gozo. \_\_\_\_\_

Professional Institute abroad \_\_\_\_\_

Total: \_\_\_\_\_ (Including \_\_\_\_\_ Special Needs Students)

**iii. VOCATIONAL COURSES at:**

Institute of Community Services, Paola (M.C.A.S.T.) \_\_\_\_\_

Institute of Art &amp; Design, Mosta (M.C.A.S.T.) \_\_\_\_\_

Institute of Tourism Studies, St Julian's \ Gozo \_\_\_\_\_

Institute of Health Care (Univ. of Malta), Msida \_\_\_\_\_

Vocational College abroad \_\_\_\_\_

Total: \_\_\_\_\_ (Including \_\_\_\_\_ Special Needs Students)

**TRACER STUDY 2010-2011**

**B. Students Working**

<b><u>Job:</u></b>	<b><u>Number:</u></b>
Salesperson/Shop Asst.	_____
Waiter/Waitress	_____
Labourer	_____
Machine Operator	_____
Caterer/Confectioner	_____
Cleaner	_____
Mason/Construction	_____
WasteServ	_____
_____	_____
_____	_____
_____	_____
_____	_____
_____	_____
_____	_____
_____	_____
_____	_____

Total: \_\_\_\_\_ (Including \_\_\_\_\_ Special Needs Students)

**Reason for choosing Work Option:**

Did not sit for SEC Exams	_____
Obtained no certification	_____
Not accepted for the course applied for	_____
Financial problems	_____
Family commitments	_____
Joined the family business	_____
Not interested in studying	_____

Total: \_\_\_\_\_ (Including \_\_\_\_\_ Special Needs Students)

**C. Other Students**

At Home \_\_\_\_\_  
 Emigrated \_\_\_\_\_  
 Registering for Work \_\_\_\_\_  
 Others \_\_\_\_\_

Total: \_\_\_\_\_ (Including \_\_\_\_\_ Special Needs Students)

**Reason/s for neither studying nor working:**

**Neither studying nor working because:**

At home - due to disability / special needs \_\_\_\_\_  
 At home – wanted to take a year off before continuing studying \_\_\_\_\_  
 Emigrated/ travelling abroad \_\_\_\_\_  
 Registering for work : \_\_\_\_\_  
 Did not sit for SEC Exams \_\_\_\_\_  
 Obtained no certification \_\_\_\_\_  
 Financial problems - has to support himself \_\_\_\_\_  
 Financial problems - has to support his family \_\_\_\_\_  
 Family commitments \_\_\_\_\_  
 Joined the family business \_\_\_\_\_  
 Not interested in studying \_\_\_\_\_  
 Involved in voluntary work \_\_\_\_\_

Total: \_\_\_\_\_ (Including \_\_\_\_\_ Special Needs Students)

**Factors which could have possibly changed choice of not studying:**

Support for special needs. Please specify \_\_\_\_\_  
 Child support. Please specify \_\_\_\_\_  
 After-hours support. \_\_\_\_\_  
 Financial support. \_\_\_\_\_  
 Choice of subjects was restricted at secondary level. \_\_\_\_\_  
 More interesting subjects to learn \_\_\_\_\_  
 No bullying problems at secondary school \_\_\_\_\_  
 No transport problems \_\_\_\_\_  
 Other: Please specify \_\_\_\_\_

Total: \_\_\_\_\_ (Including \_\_\_\_\_ Special Needs Students)

**Guidance Teacher/s:** \_\_\_\_\_, \_\_\_\_\_ **Head of School:** \_\_\_\_\_