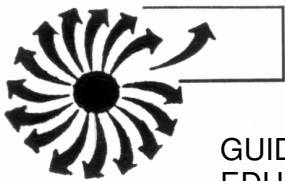


TRACER STUDY 2005 REPORT



GUIDANCE & COUNSELLING SERVICES
EDUCATION DIVISION
1, St. Publius Street
Floriana VLT 16
MALTA

I. INTRODUCTION

- Explanatory Notes
- Thanks
- Background Information
- Observations

II. NATIONAL TABLES

Page

- Total Students' Options by Sector 1
- Total Students' Options by Sex 2
- Total Students' Educational Options 3
- Total Students' Work Options 4
- Total Students' Other Options 5

III. JUNIOR LYCEUMS

- Total Students' Options 6
- Students' Educational Options 7
- Students' Work Options 8
- Students' Other Options 8

JUNIOR LYCEUM - FEMALES

- Total Students' Options 9
- Students' Educational Options 10
- Students' Work Options 11
- Students' Other Options 12

JUNIOR LYCEUM - MALES

- Total Students' Options 13
- Students' Educational Options 14
- Students' Work Options 15
- Students' Other Options 16

IV. SECONDARY SCHOOLS

- Total Students' Options 17
- Students' Educational Options 18
- Students' Work Options 19
- Students' Other Options 20

SECONDARY SCHOOLS - FEMALES

- Total Students' Options 21
- Students Educational Options 22
- Students' Work Options 24
- Students' Other Options 25

SECONDARY SCHOOL - MALES

- Total Students Options 26
- Students Educational Options 27
- Students Work Options 29
- Students Other Options 30

V. PRIVATE SCHOOLS

- Total Students' Options 31
- Students' Educational Options 32
- Students' Work Options 33
- Students Other Options 33

PRIVATE SCHOOLS - FEMALES

- Total Students' Options 34
- Students' Educational Options 35
- Students' Work Options 37
- Students' Other Options 38

PRIVATE SCHOOLS - MALES

- Total Students' Options 39
- Students' Educational Options 40
- Students' Work Options 42
- Students Other Options 43

PRIVATE SCHOOLS - MIXED

- Total Students' Options 44
- Students' Educational Options 45
- Students' Work Options 46
- Students' Other Options 46

VI. OTHER SECONDARY SCHOOLS

- Total Students' Options 47
- Students' Educational Options 48
- Students' Work Options 49
- Students' Other Options 49

OTHER SECONDARY SCHOOLS - FEMALES

- Total Students' Options 50
- Students' Educational Options 51
- Students' Work Options 52
- Students' Other Options 52

OTHER SECONDARY SCHOOLS - MALES

- Total Students' Options 53
- Students' Educational Options 54
- Students' Work Options 56
- Students' Other Options 57

VII. SPECIAL NEEDS STUDENTS

• Total Students' Options	58
• Total Students' Options by Sex	59
• Junior Lyceums	60
• Secondary Schools	61
• Private Schools	62
• Other Secondary Schools	64

APPENDICES

- Students' Data-Entry Form
- Guidance Teachers' Data Return-Sheets

INTRODUCTION:

Since 1990 the Guidance and Counselling Services have been organising a series of tracer studies - both at school and at the national level. Such research provides helpful information to educational planners as well as the personnel at the Guidance & Counselling Services. The work carried out by Guidance Teachers encouraging students to have positive approaches toward furthering their education is evident in the steady increase we have seen during the past few years in the number of students participating in post secondary courses. In this report we find 3812 young people (71.6% of the total number of students who reached school leaving age and replied to the survey) who opted to follow a course in post-secondary schools. This represents a 0.7% increase over last year.

1. EXPLANATORY NOTES:

- 1.1 All students who had completed Form V in 2005 were asked to participate in this Tracer Study, i.e. all students who were legally able to leave school on finishing the statutory school career and could opt to stay on at school or seek work. Those students who left school before doing their school-leaving examination - having been officially exempted from school on reaching their sixteenth birthday - were considered as dropouts and thus were not included in the study.
- 1.2 In the form sent to all school leavers, each student was asked to indicate if she/he was studying at school, working, or at home (See Appendices).

A list of all post-secondary schools, as reproduced in the appendices, was sent to all school leavers. Schools were grouped into academic, technical, or vocational courses. Each student was asked to indicate which school he/she was attending at the time of the survey, i.e. October/November 2005.

- 1.3 If the student declares he/she is working, a list of the ten jobs which were most popular in the 2004 Tracer Study was given. Students were asked to indicate if they were working in these or other different jobs.
- 1.4 The last section "Others" included those who were asked to state whether they were at home, emigrated, registering for work or any other option.

2. THANKS

2.1 Thanks are due to all Guidance Teachers, Counsellors and Heads of all participating schools.

3. BACKGROUND INFORMATION

3.1 The first National Tracer Study was published in October 1990. Before that various Guidance Teachers had been taking the initiative to find out what became of their students after school leaving age, and held a Tracer Study in their own particular school. In 1990 the Guidance and Counselling Services decided to incorporate the information collected from these different studies so that a national picture could be drawn up identifying national, sectorial, and school trends. All schools were invited to participate. Guidance Teachers were requested to conduct their own Tracer Study in their respective schools and then send in their data to Head Office enabling the National Tracer Study to be compiled annually, so that by comparing the different reports, trends may be easily identified.

3.2 Work on this Tracer Study started in October 2005. Forms were sent out to all Guidance Teachers to hold a Tracer Study in their respective schools. These forms were then sent to all school leavers who were asked to send them back duly filled in to their own schools. The 98% replies gathering the information needed could only have been achieved by sheer hard work on the part of the Guidance Teachers. We thank the guidance teachers for their assiduous work.

4. OBSERVATIONS

4.1 Sectorial and school statistics may be easily analysed and compared after a closer look at the data tabulated below.

4.2 Options Mix

4.2.1 The options mix (Education 72%, Work 12% and Others 17%) in 2005 is very much in line with that of the previous year (Education 71%, Work 14% and Others 15%)

4.2.2 The trends of choices established in the previous Tracer Studies, were again confirmed here. A gradual steady increase in the number of students opting to further their education has levelled out to about 70% in the last four years. Similarly students opting for work on reaching school leaving age has settled down at the 14% mark.

	Education		Work		Others	
	Total	%	Total	%	Total	%
1990	1961	56	1102	31	353	10
1991	2554	63	1081	27	479	10
1992	2653	60	1237	27	599	13
1993	2652	60	1085	25	627	14
1994	2790	61	1292	28	538	12
1995	2734	58	1318	28	643	14
1997	2787	65	861	20	616	15
1998	3189	67	903	19	698	15
1999	3496	66	961	18	845	16
2000	3369	65	957	19	852	17
2001	3392	67	830	17	818	16
2002	3491	69	782	16	774	15
2003	3583	69	737	14	874	17
2004	3727	71	732	14	796	15
2005	3812	72	629	12	883	17

Options by Sex.

4.3.1 Results from previous tracer studies up to 1995 showed that usually more male than female students opted to continue their education. However, this trend was reversed in 1997 when 1560 females and 1168 males opted for post-secondary courses. Numberwise, this 2005 report shows more females than male students opting to continue their education after Form 5. Similarly, percentagewise females (at 71%) outweigh males (at 69%) in opting to continue with their schooling after Form 5.

	1990		1991		1992		1993		1994		1995		1997		1998	
□	Tot.	%□	Tot.	%	Tot.	%	Tot.	%	Tot.	%	Tot.	%	Tot.	%	Tot.	%
MALES	1027	52□	1435	57□	1417	65□	1461	67□	1498	67□	1485	63	1168	60	1497	65
FEMALES	934	48□	1108	43□	1205	55	1165	56□	1256	56□	1206	52	1560	69	1671	68□
MIXED					31	22	26	30	36	25	47	39	59	69	78	94
TOTALS	1961□		2443		2653	59	2652	61	2790	61	2734	58	2787	65	3246	67

	1999		2000		2001		2002		2003		2004		2005	
□	Tot.	%	Tot.	%	Tot.	%	Tot.	%	Tot.	%	Tot.	%	Tot.	%
MALES	1706	65	1616	62	1580	65	1658	64	1598	64	1701	67	1726	69
FEMALES □	1708	66	1634	67□	1674	67	1678	74	1769	71	1789	72	1824	71
MIXED □	82	80	119	83	138	91	155	88	216	97	237	90	262	93
TOTALS □	3496	66	3369	65□	3392	67	3491	69	3583	69	3727	71	3812	72

4.3.2 When comparing the choices of male and female students it is more accurate to look at percentages rather than numbers because of the different school populations. While 89% of girls in Junior Lyceums opted for post-secondary education, 88% of boys in Junior Lyceums continued with further studies.

4.3.3 On the other hand, while the number of girls in secondary schools choosing to attend post-secondary schools stands at 185, that for boys was 276. However, percentagewise (at 28%) females in secondary schools almost equal (at 34%) males in secondary schools.

4.3.4 Post Secondary courses.

Table II.3 shows that 81% of the students opting for Post Secondary Courses chose the academic stream joining courses at the Junior College, the Institute of Business & Commerce, Giovanni Curmi Higher Secondary, the Institute of Information & Communication, M.A.Refalo Complex, and Private Sixth Forms. Only 12% of the students opted to join the technical stream, while 6 % chose vocational courses.

4.3.5 Work Options

A total of 629 students opted to start work on completing their Secondary School Education. This represents 12% of the female and 13% of the male secondary school population.

Similar to previous Tracer Studies the majority of school leavers opting for work found jobs as salespersons / shop assistants (154 students), waitresses / waiters (90) and machine operators (75). A considerable number are working as cleaners, labourers, and chambermaids (38 in each type). It is interesting to note a repetition of the pattern found in previous Tracer Studies.

4.3.6 "Other" Options

A total of 883 students (17%) stated they were neither following a post-secondary course nor working.

4.4 Options Mix by Sectors.

There is a very big variation and discrepancy between the choices of students from the different sectors. A good number of students from Junior Lyceums and Private Schools opted for post-secondary courses (88% of the Junior Lyceum students and 92% of students from Private Schools), while only 32 of the students from Secondary Schools made the same choice. This is counter-balanced when we look at the work options: 4% of Junior Lyceum students and 4% of Private School students against 29% of secondary school students found work on leaving school after completing Form V. This pattern is repeated when we consider the 'Other' options.

17 students from Other Secondary Schools managed to make it into the post-secondary, with the greater majority, (13), opting for the technical sector. 37% of students from this sector found work on reaching school leaving age, whilst 52% are either at home or registering for work.

5.1 Special Needs Students.

This section is included by way of an addendum since the data tabulated here is already included in the other sections forming the main body of this report. We should also note that the students considered are those included in mainstream classes in normal schools, and in no way considers those attending special schools.

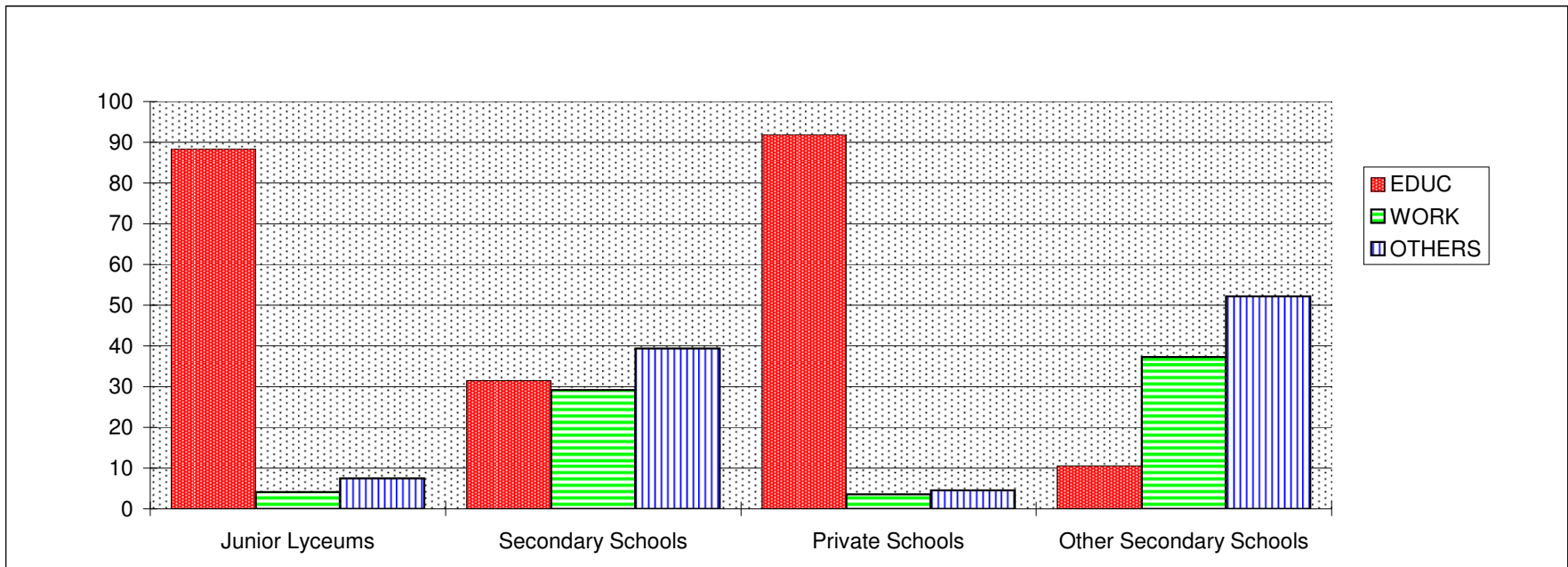
Only one special needs student was reported in the Junior Lyceums. There were 7 special needs students attending Private Schools.

With regards to gender mix, there were more males (16) than females (7). The number of students who continued with further education was four times as many males (8) than females (2).

II. NATIONAL TABLES

II.1. TOTAL STUDENTS OPTIONS BY SECTOR

SECTOR	POPULATION	REPLIES		EDUCATION		WORK		OTHERS	
		TOT	%	TOT	%	TOT	%	TOT	%
Junior Lyceums	1872	1837	98.1	1624	88.4	76	4.1	137	7.5
Secondary Schools	1555	1465	94.2	461	31.5	427	29.1	577	39.4
Private Schools	1865	1861	99.8	1710	91.9	66	3.5	85	4.6
Other Secondary Schools	164	161	98.2	17	10.6	60	37.3	84	52.2
TOTAL	5456	5324	97.6	3812	71.6	629	11.8	883	16.6



II.2. TOTAL STUDENTS' OPTIONS BY SEX

FEMALES

SECTOR	POPULATION	REPLIES		EDUCATION		WORK		OTHERS	
		TOT	%	TOT	%	TOT	%	TOT	%
Junior Lyceums	1122	1117	99.6	993	88.9	37	3.3	87	7.8
Secondary Schools	723	658	91.0	185	28.1	219	33.3	254	38.6
Private Schools	720	716	99.4	644	89.9	34	4.7	38	5.3
Other Secondary Schools	64	64	100	2	3.1	15	23.4	47	73.4
TOTAL	2629	2555	97.2	1824	71.4	305	11.9	426	16.7

MALES

SECTOR	POPULATION	REPLIES		EDUCATION		WORK		OTHERS	
		TOT	%	TOT	%	TOT	%	TOT	%
Junior Lyceums	750	720	96.0	631	87.6	39	5.4	50	6.9
Secondary Schools	832	807	97.0	276	34.2	208	25.8	323	40.0
Private Schools	862	862	100	804	93.3	26	3.0	32	3.7
Other Secondary Schools	100	97	97.0	15	15.5	45	46.4	37	38.1
TOTAL	2544	2486	97.7	1726	69.4	318	12.8	442	17.8

MIXED

SECTOR	POPULATION	REPLIES		EDUCATION		WORK		OTHERS	
		TOT	%	TOT	%	TOT	%	TOT	%
Private Schools Mixed	283	283	100	262	92.6	6	2.1	15	5.3

II.3. TOTAL STUDENTS' EDUCATIONAL OPTIONS

ACADEMIC

SECTOR	EDUCATION REPLIES	JUNIOR COLLEGE		BUSINESS & COMMERCE		PRIVATE SIXTH FORM		HIGHER SECONDARY		INFORMATION & COMMUNICATION		M'ANG REFALO		TOTAL	
		TOT	%	TOT	%	TOT	%	TOT	%	TOT	%	TOT	%	TOT	%
Junior Lyceums	1624	673	41.4	100	6.2	28	1.7	293	18.0	51	3.1	191	11.8	1336	82.3
Secondary Schools	461	16	3.5	19	4.1	3	0.7	118	25.6	11	2.4	22	4.8	189	41.0
Private Schools	1710	843	49.3	42	2.5	297	17.4	303	17.7	39	2.3	49	2.9	1573	92.0
Other Secondary Schools	17	0	0.0	0	0.0	0	0.0	2	11.8	0	0.0	0	0.0	2	11.8
TOTAL	3812	1532	40.2	161	4.2	328	8.6	716	18.8	101	2.6	262	6.9	3100	81.3

TECHNICAL

SECTOR	EDUCATION REPLIES	ELECTRONICS ENGINEERING		MECHANICAL ENGINEERING		AGRI- BUSINESS		MARITIME STUDIES		BUILDING & CONSTRUCTION		MCAST GOZO		TOTAL	
		TOT	%	TOT	%	TOT	%	TOT	%	TOT	%	TOT	%	TOT	%
Junior Lyceums	1624	51	3.1	47	2.9	5	0.3	6	0.4	26	1.6	24	1.5	159	9.8
Secondary Schools	461	21	4.6	24	5.2	8	1.7	1	0.2	105	22.8	36	7.8	195	42.3
Private Schools	1710	22	1.3	29	1.7	2	0.1	5	0.3	22	1.3	0	0.0	80	4.7
Other Secondary Schools	17	0	0.0	0	0.0	0	0.0	0	0.0	13	76.5	0	0.0	13	76.5
TOTAL	3812	94	2.5	100	2.6	15	0.4	12	0.3	166	4.4	60	1.6	447	11.7

VOCATIONAL

SECTOR	EDUCATION REPLIES	COMMUNITY SERVICES		ART AND DESIGN		TOURISM STUDIES		HEALTH CARE		TOTAL	
		TOT	%	TOT	%	TOT	%	TOT	%	TOT	%
Junior Lyceums	1624	50	3.1	33	2.0	45	2.8	1	0.1	129	7.9
Secondary Schools	461	17	3.7	24	5.2	35	7.6	1	0.2	77	16.7
Private Schools	1710	12	0.7	20	1.2	21	1.2	1	0.1	54	3.2
Other Secondary Schools	17	0	0.0	1	5.9	1	5.9	0	0.0	2	11.8
TOTAL	3812	79	2.1	78	2.0	102	2.7	3	0.1	262	6.9

II.4. TOTAL STUDENTS WORK OPTIONS

WORK	JUNIOR LYCEUMS	SECONDARY SCHOOLS	PRIVATE SCHOOLS	OTHER SECONDARIES	TOTAL	%
<i>Salesperson/Shop Asst.</i>	23	107	21	3	154	24.5
<i>Waitress/Waiter</i>	14	68	5	3	90	14.3
<i>Machine Operator</i>	14	55	2	4	75	11.9
<i>Cleaner</i>	2	26		10	38	6.0
<i>Labourer</i>	7	16		15	38	6.0
<i>Chambermaid</i>		35		2	37	5.9
<i>Mason/Construction</i>	1	22		10	33	5.2
<i>Hairdresser/Beautician</i>		9	7	1	17	2.7
<i>Tile Layer/Plasterer</i>		10		5	15	2.4
<i>Caterer/Confectioner</i>	2	8	1		11	1.7
<i>Clerk/Secretary</i>	3	2	2		7	1.1
<i>Cashier</i>		6	1		7	1.1
<i>Packer</i>		4		2	6	1.0
<i>Barman</i>		3	1		4	0.6
<i>Electrician/Plumber</i>	1	2	1		4	0.6
<i>Aluminium Works</i>		3			3	0.5
<i>Fisherman</i>		2		1	3	0.5
<i>Nail Technician</i>		1	2		3	0.5
<i>Storekeeper</i>	2	1			3	0.5
<i>Baker</i>	1	1			2	0.3
<i>Care Worker</i>		2			2	0.3
<i>Dish Washer</i>		1		1	2	0.3
<i>Farmer</i>		2			2	0.3
<i>Laundry Attendant</i>		2			2	0.3
<i>Mechanic</i>		1	1		2	0.3
<i>Receptionist</i>	1		1		2	0.3

Please note that the jobs listed here are the students' perception of the job they were in. (Please refer to question 3 in Students' Data Entry-Form, given in Appendices). It doesn't reflect in any way on their being qualified or otherwise for the job.

Asst. Chef		1			1	0.2
Bus Ticket Inspector		1			1	0.2
Butcher	1				1	0.2
Car Washer				1	1	0.2
Cargo Handler		1			1	0.2
Craft Worker				1	1	0.2
Data Processor		1			1	0.2
Delivery man		1			1	0.2
Florist		1			1	0.2
Interior Designer		1			1	0.2
Kiosk Attendant		1			1	0.2
Kitchen Hand			1		1	0.2
Night Auditor	1				1	0.2
Poolboy		1			1	0.2
Printer		1			1	0.2
Sculptor		1			1	0.2
Sheet Metal Worker		1			1	0.2
Sprayer		1			1	0.2
Transport Supervisor		1			1	0.2
Undertaker		1			1	0.2
Upholsterer		1			1	0.2
Unspecified	3	22	20	1	46	7.3
TOTAL	76	427	66	60	629	100

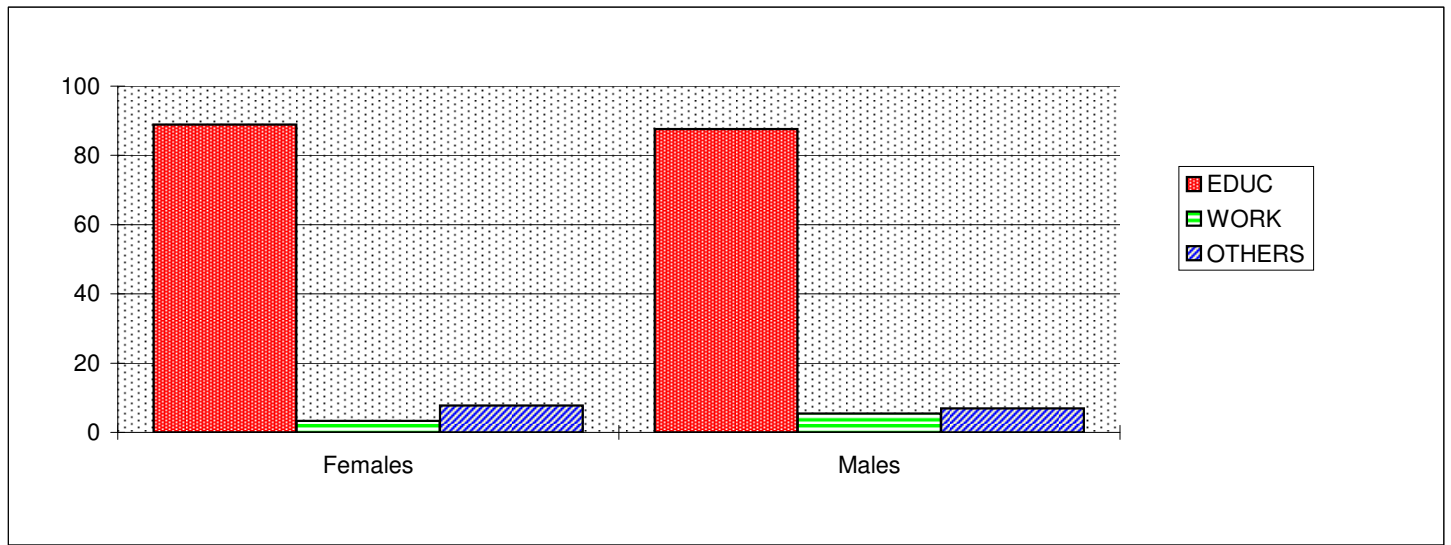
II.5. TOTAL STUDENTS "OTHER" OPTIONS

OPTION	JUNIOR LYCEUMS	SECONDARY SCHOOLS	PRIVATE SCHOOLS	OTHER SECONDARIES	TOTAL	%
At home	98	354	55	41	548	62.1
Emigrated	9	8	16	0	33	3.7
Registering for work	13	130	1	20	164	18.6
Others	17	85	13	23	138	15.6
TOTAL	137	577	85	84	883	100

III. JUNIOR LYCEUMS

III.1.1 TOTAL STUDENTS' OPTIONS

CATEGORY	POPULATION	REPLIES		EDUCATION		WORK		OTHERS	
		TOT	%	TOT	%	TOT	%	TOT	%
FEMALES	1122	1117	99.6	993	88.9	37	3.3	87	7.8
MALES	750	720	96.0	631	87.6	39	5.4	50	6.9
TOTAL	1872	1837	98.1	1624	88.4	76	4.1	137	7.5



III.1.2. STUDENTS' EDUCATIONAL OPTIONS

ACADEMIC

CATEGORY	EDUCATION REPLIES	JUNIOR COLLEGE		BUSINESS & COMMERCE		PRIVATE SIXTH FORM		HIGHER SECONDARY		INFORMATION & COMMUNICATION		M'ANG REFALO		TOTAL	
		TOT	%	TOT	%	TOT	%	TOT	%	TOT	%	TOT	%	TOT	%
FEMALES	993	500	50.4	72	7.3	24	2.4	160	16.1	11	1.1	142	14.3	909	91.5
MALES	631	173	27.4	28	4.4	4	0.6	133	21.1	40	6.3	49	7.8	427	67.7
TOTAL	1624	673	41.4	100	6.2	28	1.7	293	18.0	51	3.1	191	11.8	1336	82.3

TECHNICAL

	EDUCATION REPLIES	ELECTRONICS ENGINEERING		MECHANICAL ENGINEERING		AGRI- BUSINESS		MARITIME STUDIES		BUILDING & CONSTRUCTION		MCAST GOZO		TOTAL	
		TOT	%	TOT	%	TOT	%	TOT	%	TOT	%	TOT	%	TOT	%
FEMALES	993	4	0.4	1	0.1	2	0.2	3	0.3	0	0.0	12	1.2	22	2.2
MALES	631	47	7.4	46	7.3	3	0.5	3	0.5	26	4.1	12	1.9	137	21.7
TOTAL	1624	51	3.1	47	2.9	5	0.3	6	0.4	26	1.6	24	1.5	159	9.8

VOCATIONAL

	EDUCATION REPLIES	COMMUNITY SERVICES		ART AND DESIGN		TOURISM STUDIES		HEALTH CARE		TOTAL	
		TOT	%	TOT	%	TOT	%	TOT	%	TOT	%
FEMALES	993	42	4.2	16	1.6	3	0.3	1	0.1	62	6.2
MALES	631	8	1.3	17	2.7	42	6.7	0	0.0	67	10.6
TOTAL	1624	50	3.1	33	2.0	45	2.8	1	0.1	129	7.9

III.1.3. STUDENTS' WORK OPTIONS

	FEMALES	MALES	TOTAL	%
<i>Salesperson/Shop Asst.</i>	16	7	23	30.3
<i>Machine Operator</i>	10	4	14	18.4
<i>Waiter/Waitress</i>	6	8	14	18.4
<i>Labourer</i>		7	7	9.2
<i>Clerk/Secretary</i>	1	2	3	3.9
<i>Cleaner</i>	1	1	2	2.6
<i>Confectioner</i>		2	2	2.6
<i>Storekeeper</i>		2	2	2.6
<i>Baker</i>		1	1	1.3
<i>Butcher</i>		1	1	1.3
<i>Electrician</i>		1	1	1.3
<i>Mason/Construction</i>		1	1	1.3
<i>Night Auditor</i>	1		1	1.3
<i>Receptionist</i>	1		1	1.3
<i>Unspecified</i>	1	2	3	3.9
TOTAL	37	39	76	100

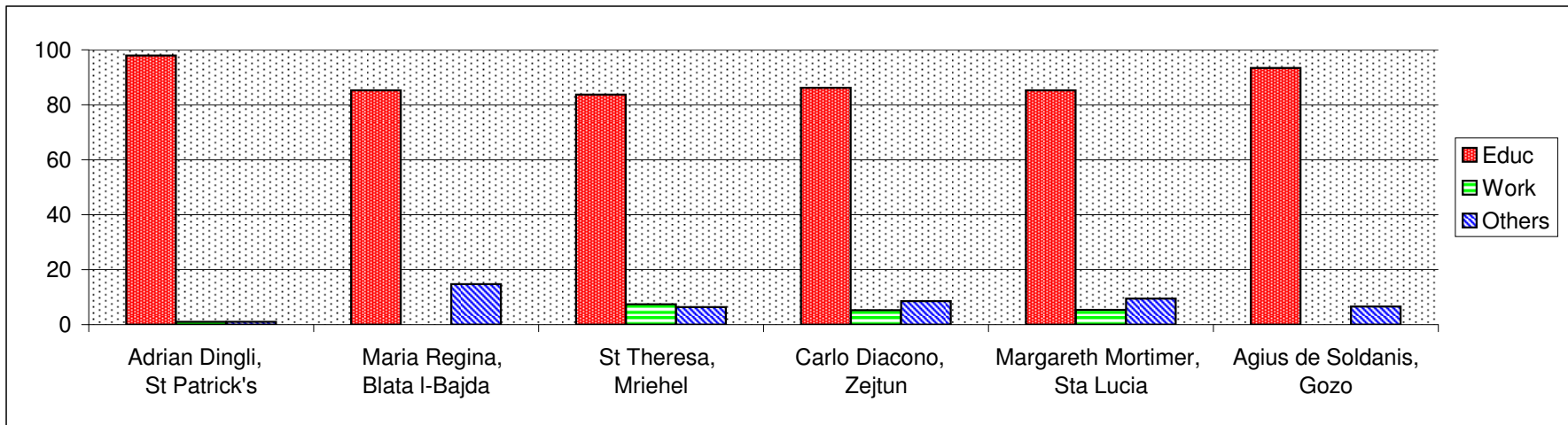
III.1.4. STUDENTS' "OTHER" OPTIONS

	FEMALES	MALES	TOTAL	%
<i>At home</i>	64	34	98	71.5
<i>Emigrated</i>	6	3	9	6.6
<i>Registering for Work</i>	8	5	13	9.5
<i>Others</i>	9	8	17	12.4
TOTAL	87	50	137	100

III.2. JUNIOR LYCEUMS - FEMALES

III.2.1. TOTAL STUDENTS' OPTIONS

SCHOOL	POPULATION	REPLIES		EDUCATION		WORK		OTHERS	
		TOT	%	TOT	%	TOT	%	TOT	%
Adrian Dingli, St Patrick's	190	190	100	186	97.9	2	1.1	2	1.1
Maria Regina, Blata I-Bajda	183	183	100	156	85.2	0	0.0	27	14.8
St Theresa, Mriehel	203	198	97.5	170	83.7	15	7.4	13	6.4
Carlo Diacono, Zejtun	210	210	100	181	86.2	11	5.2	18	8.6
Margareth Mortimer, Sta Lucia	169	169	100	144	85.2	9	5.3	16	9.5
Agius de Soldanis, Gozo	167	167	100	156	93.4	0	0.0	11	6.6
TOTAL	1122	1117	99.554	993	88.9	37	3.3	87	7.8



III.2.2. STUDENTS' EDUCATIONAL OPTIONS

ACADEMIC

SCHOOL	EDUCATION REPLIES	JUNIOR COLLEGE		BUSINESS & COMMERCE		PRIVATE SIXTH FORM		HIGHER SECONDARY		INFORMATION & COMMUNICATION		M'ANG REFALO		TOTAL	
		TOT	%	TOT	%	TOT	%	TOT	%	TOT	%	TOT	%	TOT	%
Adrian Dingli, St Patrick's	186	109	58.6	4	2.2	6	3.2	61	32.8		0.0		0.0	180	96.8
Maria Regina, Blata I-Bajda	156	93	59.6	14	9.0	2	1.3	26	16.7	3	1.9		0.0	138	88.5
St Theresa, Mriehel	170	111	65.3	5	2.9	10	5.9	26	15.3	2	1.2		0.0	154	90.6
Carlo Diacono, Zejtun	181	102	56.4	29	16.0	4	2.2	23	12.7	2	1.1		0.0	160	88.4
Margareth Mortimer, Sta Lucia	144	85	59.0	20	13.9	2	1.4	24	16.7	4	2.8		0.0	135	93.8
Agius de Soldanis, Gozo	156		0.0		0.0		0.0		0.0		0.0	142	91.0	142	91.0
TOTAL	993	500	50.4	72	7.3	24	2.4	160	16.1	11	1.1	142	14.3	909	91.5

TECHNICAL

SCHOOL	EDUCATION REPLIES	ELECTRONICS ENGINEERING		MECHANICAL ENGINEERING		AGRI- BUSINESS		MARITIME STUDIES		BUILDING & CONSTRUCTION		MCAST GOZO		TOTAL	
		TOT	%	TOT	%	TOT	%	TOT	%	TOT	%	TOT	%	TOT	%
Adrian Dingli, St Patrick's	186		0.0		0.0		0.0		0.0		0.0		0.0	0	0.0
Maria Regina, Blata I-Bajda	156	1	0.6	1	0.6		0.0		0.0		0.0		0.0	2	1.3
St Theresa, Mriehel	170		0.0		0.0	2	1.2	1	0.6		0.0		0.0	3	1.8
Carlo Diacono, Zejtun	181	1	0.6		0.0		0.0	1	0.6		0.0		0.0	2	1.1
Margareth Mortimer, Sta Lucia	144		0.0		0.0		0.0	1	0.7		0.0		0.0	1	0.7
Agius de Soldanis, Gozo	156	2	1.3		0.0		0.0		0.0		0.0	12	7.7	14	9.0
TOTAL	993	4	0.4	1	0.1	2	0.2	3	0.3	0	0.0	12	1.2	22	2.2

VOCATIONAL

SCHOOL	EDUCATION REPLIES	COMMUNITY SERVICES		ART AND DESIGN		TOURISM STUDIES		HEALTH CARE		TOTAL	
		TOT	%	TOT	%	TOT	%	TOT	%	TOT	%
Adrian Dingli, St Patrick's	186	5	2.7	1	0.5		0.0		0.0	6	3.2
Maria Regina, Blata I-Bajda	156	13	8.3	2	1.3	1	0.6		0.0	16	10.3
St Theresa, Mriehel	170	7	4.1	6	3.5		0.0		0.0	13	7.6
Carlo Diacono, Zejtun	181	10	5.5	7	3.9	1	0.6	1	0.6	19	10.5
Margareth Mortimer, Sta Lucia	144	7	4.9		0.0	1	0.7		0.0	8	5.6
Agius de Soldanis, Gozo	156		0.0		0.0		0.0		0.0	0	0.0
TOTAL	993	42	4.2	16	1.6	3	0.3	1	0.1	62	6.2

III.2.2.3. STUDENTS' WORK OPTIONS

WORK	SIR ADRIAN DINGLI	MARIA REGINA	ST THERESA	CARLO DIACONO	MARGARETH MORTIMER	AGIUS DE SOLDANIS	TOTAL	%
<i>Salesperson/Shop Asst.</i>	1		5	4	6		16	43.2
<i>Machine Operator</i>			1	6	3		10	27.0
<i>Waitress</i>			6				6	16.2
<i>Cleaner</i>	1						1	2.7
<i>Clerk/Secretary</i>			1				1	2.7
<i>Night Auditor</i>			1				1	2.7
<i>Receptionist</i>			1				1	2.7
<i>Unspecified</i>				1			1	2.7
TOTAL	2	0	15	11	9	0	37	100

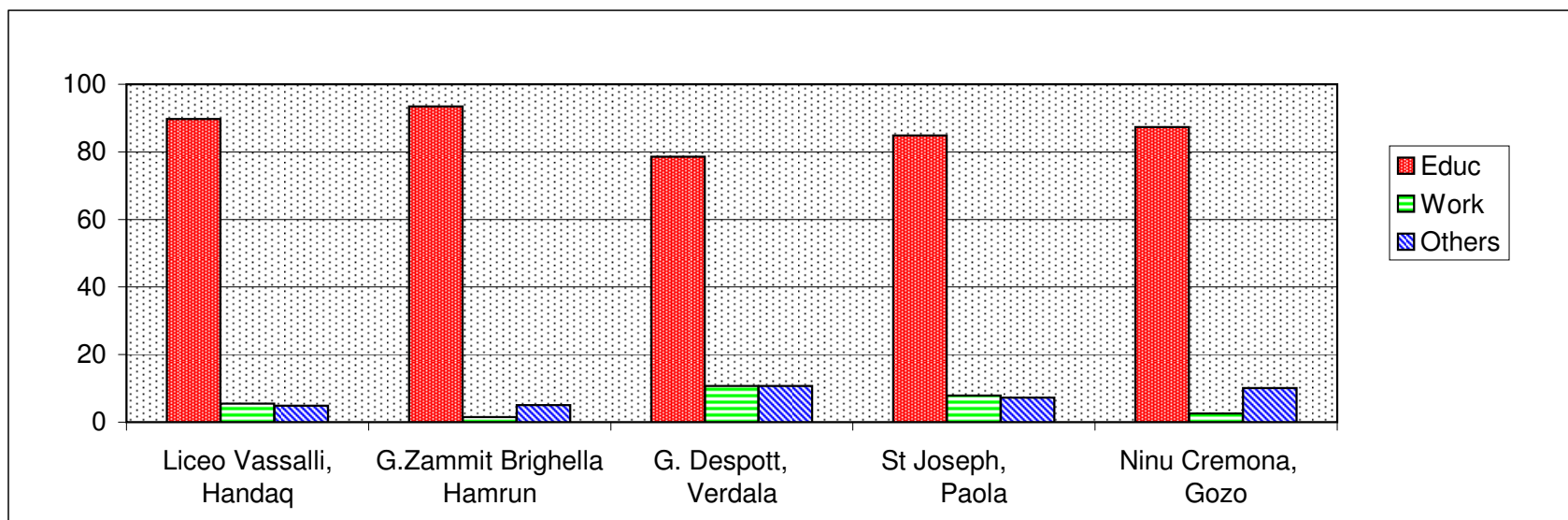
III.2.2.4. STUDENTS' OTHER OPTIONS

OPTION	SIR ADRIAN DINGLI	MARIA REGINA	ST THERESA	CARLO DIACONO	MARGARETH MORTIMER	AGIUS DE SOLDANIS	TOTAL	%
At home	1	24	10	14	15	5	64	73.6
Emigrated		1				6	6	6.9
Registering for Work	1				1	6	8	9.2
Others		2	3	4			9	10.3
TOTAL	2	27	13	18	16	11	87	100

III.3. JUNIOR LYCEUMS - MALES

III.3.1. TOTAL STUDENTS' OPTIONS

SCHOOL	POPULATION	REPLIES		EDUCATION		WORK		OTHERS	
		TOT	%	TOT	%	TOT	%	TOT	%
Liceo Vassalli, Handaq	170	165	97.1	148	89.7	9	5.5	8	4.8
G. Zammit Brighella, Hamrun	224	199	88.8	186	93.5	3	1.5	10	5.0
G. Despott, Verdala	112	112	100	88	78.6	12	10.7	12	10.7
St Joseph, Paola	165	165	100	140	84.8	13	7.9	12	7.3
Ninu Cremona, Gozo	79	79	100	69	87.3	2	2.5	8	10.1
TOTAL	750	720	96.0	631	87.6	39	5.4	50	6.9



III.3.2. STUDENTS' EDUCATIONAL OPTIONS

ACADEMIC

SCHOOL	EDUCATION REPLIES	JUNIOR COLLEGE		BUSINESS & COMMERCE		PRIVATE SIXTH FORM		HIGHER SECONDARY		INFORMATION & COMMUNICATION		M'ANG REFALO		TOTAL	
		TOT	%	TOT	%	TOT	%	TOT	%	TOT	%	TOT	%	TOT	%
Liceo Vassalli, Handaq	148	48	32.4	1	0.7	1	0.7	36	24.3	6	4.1		0.0	92	62.2
G. Zammit Brighella, Hamrun	186	63	33.9	10	5.4	1	0.5	61	32.8	10	5.4		0.0	145	78.0
G. Despott, Verdala	88	23	26.1	10	11.4	2	2.3	15	17.0	11	12.5		0.0	61	69.3
St Joseph, Paola	140	39	27.9	7	5.0		0.0	21	15.0	13	9.3		0.0	80	57.1
Ninu Cremona, Gozo	69		0.0		0.0		0.0		0.0		0.0	49	71.0	49	71.0
TOTAL	631	173	27.4	28	4.4	4	0.6	133	21.1	40	6.3	49	7.8	427	67.7

TECHNICAL

SCHOOL	EDUCATION REPLIES	ELECTRONICS ENGINEERING		MECHANICAL ENGINEERING		AGRI- BUSINESS		MARITIME STUDIES		BUILDING & CONSTRUCTION		MCAST GOZO		TOTAL	
		TOT	%	TOT	%	TOT	%	TOT	%	TOT	%	TOT	%	TOT	%
Liceo Vassalli, Handaq	148	13	8.8	17	11.5	1	0.7	1	0.7	5	3.4		0.0	37	25.0
G. Zammit Brighella, Hamrun	186	5	2.7	10	5.4	1	0.5	2	1.1	6	3.2		0.0	24	12.9
G. Despott, Verdala	88	7	8.0	10	11.4		0.0		0.0	8	9.1		0.0	25	28.4
St Joseph, Paola	140	22	15.7	7	5.0	1	0.7		0.0	7	5.0		0.0	37	26.4
Ninu Cremona, Gozo	69		0.0	2	2.9		0.0		0.0		0.0	12	17.4	14	20.3
TOTAL	631	47	7.4	46	7.3	3	0.5	3	0.5	26	4.1	12	1.9	137	21.7

VOCATIONAL

SCHOOL	EDUCATION REPLIES	COMMUNITY SERVICES		ART AND DESIGN		TOURISM STUDIES		HEALTH CARE		TOTAL	
		TOT	%	TOT	%	TOT	%	TOT	%	TOT	%
Liceo Vassalli, Handaq	148	3	2.0	6	4.1	10	6.8		0.0	19	12.8
G. Zammit Brighella, Hamrun	186	2	1.1	8	4.3	7	3.8		0.0	17	9.1
G. Despott, Verdala	88		0.0	1	1.1	1	1.1		0.0	2	2.3
St Joseph, Paola	140	3	2.1	2	1.4	18	12.9		0.0	23	16.4
Ninu Cremona, Gozo	69		0.0		0.0	6	8.7		0.0	6	8.7
TOTAL	631	8	1.3	17	2.7	42	6.7	0	0.0	67	10.6

III.3.3. STUDENTS' WORK OPTIONS

WORK	LICEO VASSALLI	DUN GUZEPP ZAMMIT	GUZEPI DESPOTT	ST JOSEPH	NINU CREMONA	TOTAL	%
<i>Waiter</i>	3	1	1	2	1	8	20.5
<i>Labourer</i>			4	3		7	17.9
<i>Salesperson/Shop Asst.</i>	1	1	2	2	1	7	17.9
<i>Machine Operator</i>	1			3		4	10.3
<i>Clerk/Secretary</i>				2		2	5.1
<i>Confectioner</i>			2			2	5.1
<i>Storekeeper</i>	1	1				2	5.1
<i>Baker</i>	1					1	2.6
<i>Butcher</i>	1					1	2.6
<i>Cleaner</i>				1		1	2.6
<i>Electrician</i>	1					1	2.6
<i>Mason/Construction</i>			1			1	2.6
<i>Unspecified</i>			2			2	5.1
TOTAL	9	3	12	13	2	39	100

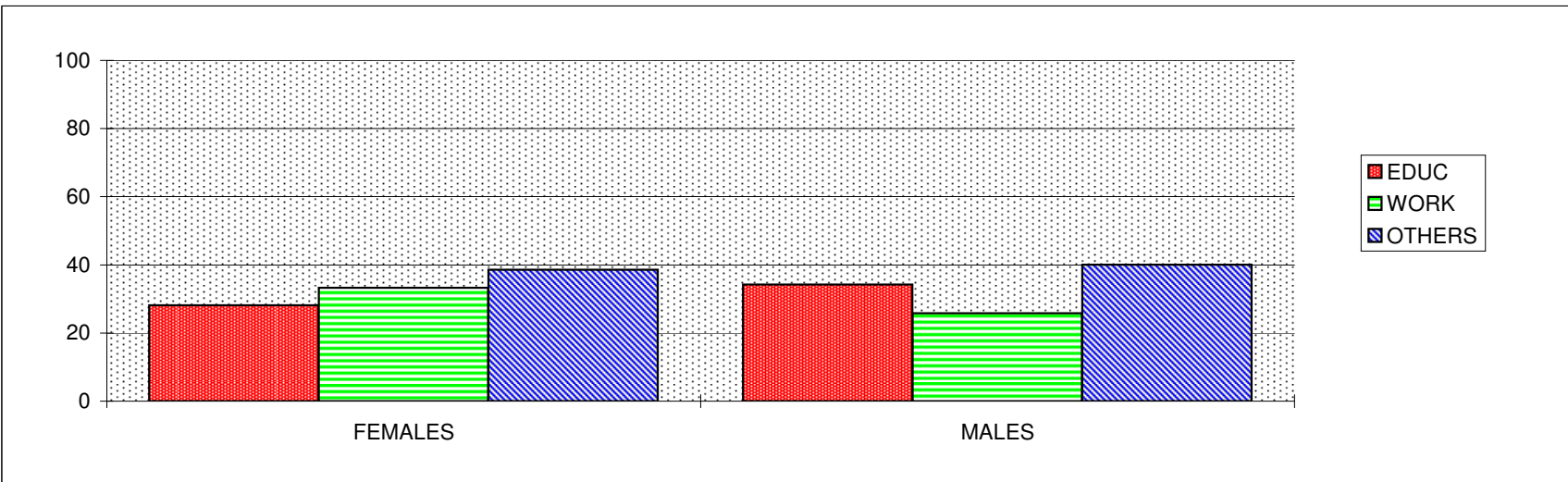
III.3.4. STUDENTS' "OTHER" OPTIONS

OPTION	LICEO VASSALLI	DUN GUZEPP ZAMMIT	GUZEPI DESPOTT	ST JOSEPH	NINU CREMONA	TOTAL	%
At home	5	6	6	11	6	34	68.0
Emigrated		1			2	3	6.0
Registering for Work	3		2			5	10.0
Others		3	4	1		8	16.0
TOTAL	8	10	12	12	8	50	100

IV. SECONDARY SCHOOLS

IV.1.1. TOTAL STUDENTS' OPTIONS

	POPULATION	REPLIES		EDUCATION		WORK		OTHERS	
		TOT	%	TOT	%	TOT	%	TOT	%
FEMALES	723	658	91.0	185	28.1	219	33.3	254	38.6
MALES	832	807	97.0	276	34.2	208	25.8	323	40.0
TOTAL	1555	1465	94.2	461	31.5	427	29.1	577	39.4



IV.1.2. STUDENTS' EDUCATIONAL OPTIONS

ACADEMIC

	EDUCATION REPLIES	JUNIOR COLLEGE		BUSINESS & COMMERCE		PRIVATE SIXTH FORM		HIGHER SECONDARY		INFORMATION & COMMUNICATION		M'ANG REFALO		TOTAL	
		TOT	%	TOT	%	TOT	%	TOT	%	TOT	%	TOT	%	TOT	%
FEMALES	185	12	6.5	13	7.0	2	1.1	79	42.7	7	3.8	10	5.4	123	66.5
MALES	276	4	1.4	6	2.2	1	0.4	39	14.1	4	1.4	12	4.3	66	23.9
TOTAL	461	16	3.5	19	4.1	3	0.7	118	25.6	11	2.4	22	4.8	189	41.0

TECHNICAL

	EDUCATION REPLIES	ELECTRONICS ENGINEERING		MECHANICAL ENGINEERING		AGRI- BUSINESS		MARITIME STUDIES		BUILDING & CONSTRUCTION		MCAST GOZO		TOTAL	
		TOT	%	TOT	%	TOT	%	TOT	%	TOT	%	TOT	%	TOT	%
FEMALES	185	3	1.6	0	0.0	3	1.6	0	0.0	1	0.5	15	8.1	22	11.9
MALES	276	18	6.5	24	8.7	5	1.8	1	0.4	104	37.7	21	7.6	173	62.7
TOTAL	461	21	4.6	24	5.2	8	1.7	1	0.2	105	22.8	36	7.8	195	42.3

VOCATIONAL

	EDUCATION REPLIES	COMMUNITY SERVICES		ART AND DESIGN		TOURISM STUDIES		HEALTH CARE		TOTAL	
		TOT	%	TOT	%	TOT	%	TOT	%	TOT	%
FEMALES	185	14	7.6	13	7.0	13	7.0	0	0.0	40	21.6
MALES	276	3	1.1	11	4.0	22	8.0	1	0.4	37	13.4
TOTAL	461	17	3.7	24	5.2	35	7.6	1	0.2	77	16.7

IV.1.3. STUDENTS' WORK OPTIONS

WORK	FEMALES	MALES	TOTAL	%
Salesperson/Shop Asst.	62	45	107	25.1
Waiter/Waitress	40	28	68	15.9
Machine Operator	37	18	55	12.9
Chambermaid	35		35	8.2
Cleaner	18	8	26	6.1
Mason/Construction		22	22	5.2
Labourer	1	15	16	3.7
Tile Layer/Plasterer		10	10	2.3
Hairdresser/Beautician	9		9	2.1
Caterer/Confectioner		8	8	1.9
Cashier	6		6	1.4
Packer		4	4	0.9
Aluminium Works		3	3	0.7
Barman		3	3	0.7
Care Worker	2		2	0.5
Clerk/Secretary	2		2	0.5
Electrician/Plumber		2	2	0.5
Farmer		2	2	0.5
Fisherman		2	2	0.5
Laundry Attendant		2	2	0.5
Asst. Chef		1	1	0.2
Baker		1	1	0.2
Bus Ticket Inspector		1	1	0.2
Cargo Handler		1	1	0.2
Data Processor		1	1	0.2
Delivery man		1	1	0.2
Dish Washer		1	1	0.2
Florist		1	1	0.2
Interior Designer		1	1	0.2
Kiosk Attendant		1	1	0.2
Mechanic		1	1	0.2
Nail Technician	1		1	0.2
Poolboy		1	1	0.2
Printer		1	1	0.2
Sculptor		1	1	0.2
Sheet Metal Worker		1	1	0.2
Sprayer		1	1	0.2
Store Keeper		1	1	0.2

Transport Supervisor	1		1	0.2
Undertaker		1	1	0.2
Upholsterer		1	1	0.2
Unspecified	5	17	22	5.2
TOTAL	219	208	427	100

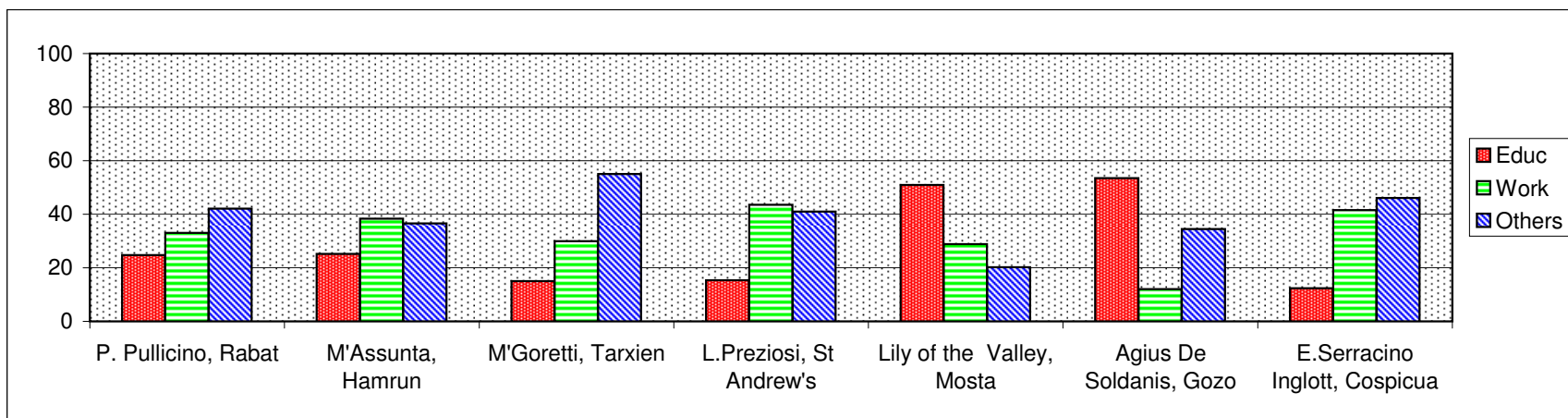
IV.1.4. STUDENTS' "OTHER" OPTIONS

OPTION	FEMALES	MALES	TOTAL	%
At home	159	195	354	61.4
Emigrated	4	4	8	1.4
Registering for work	54	76	130	22.5
Others	37	48	85	14.7
TOTAL	254	323	577	100

IV.2. SECONDARY SCHOOLS - FEMALES

IV.2.1. TOTAL STUDENTS - OPTIONS

SCHOOL	POPULATION	REPLIES		EDUCATION		WORK		OTHERS	
		TOT	%	TOT	%	TOT	%	TOT	%
P. Pullicino, Rabat	121	121	100	30	24.8	40	33.1	51	42.1
M'Assunta, Hamrun	195	167	85.6	42	25.1	64	38.3	61	36.5
M'Goretti, Tarxien	80	80	100	12	15.0	24	30.0	44	55.0
L.Preziosi, St Andrew's	39	39	100	6	15.4	17	43.6	16	41.0
Lily of the Valley, Mosta	126	104	82.54	53	51.0	30	28.8	21	20.2
Agius De Soldanis, Gozo	58	58	100	31	53.4	7	12.1	20	34.5
E.Serracino Inglott, Cospicua	104	89	85.6	11	12.4	37	41.6	41	46.1
TOTAL	723	658	91.0	185	28.1	219	33.3	254	38.6



IV.2.2. STUDENTS' EDUCATIONAL OPTIONS

ACADEMIC

SCHOOL	EDUCATION REPLIES	JUNIOR COLLEGE		BUSINESS & COMMERCE		PRIVATE SIXTH FORM		HIGHER SECONDARY		INFORMATION & COMMUNICATION		M'ANG REFALO		TOTAL	
		TOT	%	TOT	%	TOT	%	TOT	%	TOT	%	TOT	%	TOT	%
P. Pullicino, Rabat	30	1	3.3	2	6.7		0.0	18	60.0	1	3.3		0.0	22	73.3
M'Assunta, Hamrun	42	4	9.5	6	14.3		0.0	15	35.7	3	7.1		0.0	28	66.7
M'Goretti, Tarxien	12		0.0		0.0		0.0	4	33.3	1	8.3		0.0	5	41.7
L.Preziosi, St Andrew's	6		0.0	1	16.7		0.0	3	50.0	1	16.7		0.0	5	83.3
Lily of the Valley, Mosta	53	7	13.2	3	5.7	2	3.8	34	64.2		0.0		0.0	46	86.8
Agius De Soldanis, Gozo	31		0.0		0.0		0.0		0.0		0.0	10	32.3	10	32.3
E.Serracino Inglott, Cospicua	11		0.0	1	9.1		0.0	5	45.5	1	9.1		0.0	7	63.6
TOTAL	185	12	6.5	13	7.0	2	1.1	79	42.7	7	3.8	10	5.4	123	66.5

TECHNICAL

SCHOOL	EDUCATION REPLIES	ELECTRONICS ENGINEERING		MECHANICAL ENGINEERING		AGRI- BUSINESS		MARITIME STUDIES		BUILDING & CONSTRUCTION		MCAST GOZO		TOTAL	
		TOT	%	TOT	%	TOT	%	TOT	%	TOT	%	TOT	%	TOT	%
P. Pullicino, Rabat	30		0.0		0.0	1	3.3		0.0		0.0		0.0	1	3.3
M'Assunta, Hamrun	42	3	7.1		0.0	1	2.4		0.0		0.0		0.0	4	9.5
M'Goretti, Tarxien	12		0.0		0.0		0.0		0.0		0.0		0.0	0	0.0
L.Preziosi, St Andrew's	6		0.0		0.0		0.0		0.0		0.0		0.0	0	0.0
Lily of the Valley, Mosta	53		0.0		0.0	1	1.9		0.0	1	1.9		0.0	2	3.8
Agius De Soldanis, Gozo	31		0.0		0.0		0.0		0.0		0.0	15	48.4	15	48.4
E.Serracino Inglott, Cospicua	11		0.0		0.0		0.0		0.0		0.0		0.0	0	0.0
TOTAL	185	3	1.6	0	0.0	3	1.6	0	0.0	1	0.5	15	8.1	22	11.9

VOCATIONAL

SCHOOL	EDUCATION REPLIES	COMMUNITY SERVICES		ART AND DESIGN		TOURISM STUDIES		HEALTH CARE		TOTAL	
		TOT	%	TOT	%	TOT	%	TOT	%	TOT	%
P. Pullicino, Rabat	30	2	6.7	5	16.7		0.0		0.0	7	23.3
M'Assunta, Hamrun	42	5	11.9	3	7.1	2	4.8		0.0	10	23.8
M'Goretti, Tarxien	12	4	33.3	1	8.3	2	16.7		0.0	7	58.3
L.Preziosi, St Andrew's	6		0.0	1	16.7		0.0		0.0	1	16.7
Lily of the Valley, Mosta	53	2	3.8	1	1.9	2	3.8		0.0	5	9.4
Agius De Soldanis, Gozo	31		0.0		0.0	6	19.4		0.0	6	19.4
E.Serracino Inglott, Cospicua	11	1	9.1	2	18.2	1	9.1		0.0	4	36.4
TOTAL	185	14	7.6	13	7.0	13	7.0	0	0.0	40	21.6

IV.2.3. STUDENTS' WORK OPTIONS

WORK	P. P. PULLICINO	MARIA ASSUNTA	MARIA GORETTI	LUIGI PREZIOSI	LILY OF THE VALLEY	AGIUS DE SOLDANIS	E. SERRACINO INGLOTT	TOTAL	%
<i>Salesperson/Shop Asst.</i>	18	17	5	8	4	3	7	62	28.3
<i>Waitress</i>	6	5	1	4	15	3	6	40	18.3
<i>Machine Operator</i>	5	10	8		2		12	37	16.9
<i>Chambermaid</i>	3	13	5	1	7		6	35	16.0
<i>Cleaner</i>	1	11	1	2			3	18	8.2
<i>Hairdresser/Beautician</i>	3	3	1	1	1			9	4.1
<i>Cashier</i>	2	1	1	1			1	6	2.7
<i>Care Worker</i>		1					1	2	0.9
<i>Clerk/Secretary</i>	1				1			2	0.9
<i>Labourer</i>						1		1	0.5
<i>Nail Technician</i>							1	1	0.5
<i>Transport Supervisor</i>	1							1	0.5
<i>Unspecified</i>		3	2					5	2.3
TOTAL	40	64	24	17	30	7	37	219	100.0

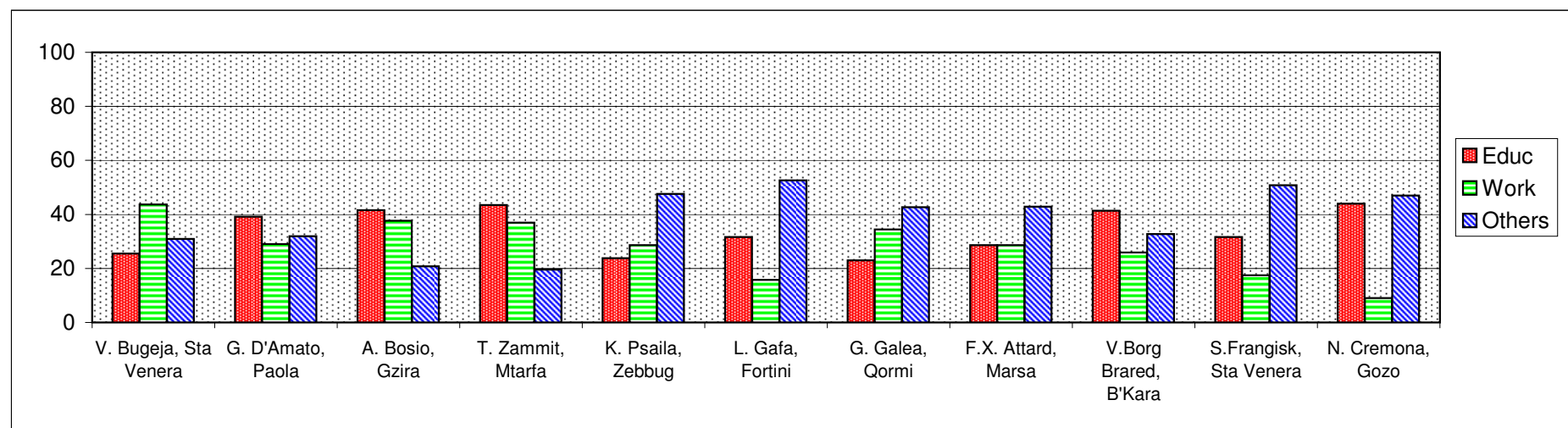
IV.2.4. STUDENTS' "OTHER" OPTIONS

OPTION	P. P. PULLICINO	MARIA ASSUNTA	MARIA GORETTI	LUIGI PREZIOSI	LILY OF THE VALLEY	AGIUS DE SOLDANIS	E. SERRACINO INGLOTT	TOTAL	%
At home	26	44	15	14	14	12	34	159	62.6
Emigrated		2				2		4	1.6
Registering for work	8	11	20	2	6	1	6	54	21.3
Others	17	4	9		1	5	1	37	14.6
TOTAL	51	61	44	16	21	20	41	254	100.0

IV.3. SECONDARY SCHOOLS - MALES

IV.3.1. TOTAL STUDENTS - OPTIONS

SCHOOL	POPULATION	REPLIES		EDUCATION		WORK		OTHERS	
		TOT	%	TOT	%	TOT	%	TOT	%
V. Bugeja, Sta Venera	55	55	100	14	25.5	24	43.6	17	30.9
G. D'Amato, Paola	69	69	100	27	39.1	20	29.0	22	31.9
A. Bosio, Gzira	77	77	100	32	41.6	29	37.7	16	20.8
T. Zammit, Mtarfa	46	46	100	20	43.5	17	37.0	9	19.6
K. Psaila, Zebbug	63	63	100	15	23.8	18	28.6	30	47.6
L. Gafa, Fortini	52	38	73.1	12	31.6	6	15.8	20	52.6
G. Galea, Qormi	68	61	89.7	14	23.0	21	34.4	26	42.6
F.X. Attard, Marsa	67	63	94.0	18	28.6	18	28.6	27	42.9
V.Borg Brared, B'Kara	58	58	100	24	41.4	15	25.9	19	32.8
S.Frangisk, Sta Venera	177	177	100	56	31.6	31	17.5	90	50.8
N. Cremona, Gozo	100	100	100	44	44.0	9	9.0	47	47.0
TOTAL	832	807	97.0	276	34.2	208	25.8	323	40.0



IV.3.2. STUDENTS' EDUCATIONAL OPTIONS

ACADEMIC

SCHOOL	EDUCATION REPLIES	JUNIOR COLLEGE		BUSINESS & COMMERCE		PRIVATE SIXTH FORM		HIGHER SECONDARY		INFORMATION & COMMUNICATION		M'ANG REFALO		TOTAL	
		TOT	%	TOT	%	TOT	%	TOT	%	TOT	%	TOT	%	TOT	%
V. Bugeja, Sta Venera	14	1	7.1		0.0		0.0	5	35.7		0.0		0.0	6	42.9
G. D'Amato, Paola	27		0.0	1	3.7		0.0	2	7.4	1	3.7		0.0	4	14.8
A. Bosio, Gzira	32	2	6.3		0.0	1	3.1	5	15.6		0.0		0.0	8	25.0
T. Zammit, Mtarfa	20	1	5.0		0.0		0.0	3	15.0		0.0		0.0	4	20.0
K. Psaila, Zebbug	15		0.0		0.0		0.0	2	13.3		0.0		0.0	2	13.3
L. Gafa, Fortini	12		0.0		0.0		0.0		0.0	1	8.3		0.0	1	8.3
G. Galea, Qormi	14		0.0	1	7.1		0.0	5	35.7		0.0		0.0	6	42.9
F.X. Attard, Marsa	18		0.0	1	5.6		0.0		0.0		0.0		0.0	1	5.6
V.Borg Brared, B'Kara	24		0.0	1	4.2		0.0	6	25.0		0.0		0.0	7	29.2
S.Frangisk, Sta Venera	56		0.0	2	3.6		0.0	11	19.6	2	3.6		0.0	15	26.8
N. Cremona, Gozo	44		0.0		0.0		0.0		0.0		0.0	12	27.3	12	27.3
TOTAL	276	4	1.4	6	2.2	1	0.4	39	14.1	4	1.4	12	4.3	66	23.9

TECHNICAL

SCHOOL	EDUCATION REPLIES	ELECTRONICS ENGINEERING		MECHANICAL ENGINEERING		AGRI- BUSINESS		MARITIME STUDIES		BUILDING & CONSTRUCTION		MCAST GOZO		TOTAL	
		TOT	%	TOT	%	TOT	%	TOT	%	TOT	%	TOT	%	TOT	%
V. Bugeja, Sta Venera	14		0.0	4	28.6		0.0		0.0	3	21.4		0.0	7	50.0
G. D'Amato, Paola	27	2	7.4	3	11.1		0.0		0.0	16	59.3		0.0	21	77.8
A. Bosio, Gzira	32		0.0	1	3.1		0.0		0.0	15	46.9		0.0	16	50.0
T. Zammit, Mtarfa	20		0.0		0.0	1	5.0		0.0	11	55.0		0.0	12	60.0
K. Psaila, Zebbug	15	5	33.3		0.0	1	6.7		0.0	5	33.3		0.0	11	73.3
L. Gafa, Fortini	12		0.0	2	16.7	3	25.0		0.0	5	41.7		0.0	10	83.3
G. Galea, Qormi	14	1	7.1	1	7.1		0.0		0.0	4	28.6		0.0	6	42.9
F.X. Attard, Marsa	18		0.0	1	5.6		0.0	1	5.6	13	72.2		0.0	15	83.3
V.Borg Brared, B'Kara	24	2	8.3	4	16.7		0.0		0.0	11	45.8		0.0	17	70.8
S.Frangisk, Sta Venera	56	8	14.3	6	10.7		0.0		0.0	21	37.5		0.0	35	62.5
N. Cremona, Gozo	44		0.0	2	4.5		0.0		0.0		0.0	21	47.7	23	52.3
TOTAL	276	18	6.5	24	8.7	5	1.8	1	0.4	104	37.7	21	7.6	173	62.7

VOCATIONAL

SCHOOL	EDUCATION REPLIES	COMMUNITY SERVICES		ART AND DESIGN		TOURISM STUDIES		HEALTH CARE		TOTAL	
		TOT	%	TOT	%	TOT	%	TOT	%	TOT	%
V. Bugeja, Sta Venera	14		0.0		0.0	1	7.1		0.0	1	7.1
G. D'Amato, Paola	27		0.0	2	7.4		0.0		0.0	2	7.4
A. Bosio, Gzira	32	1	3.1	2	6.3	5	15.6		0.0	8	25.0
T. Zammit, Mtarfa	20	1	5.0	2	10.0	1	5.0		0.0	4	20.0
K. Psaila, Zebbug	15	1	6.7		0.0		0.0	1	6.7	2	13.3
L. Gafa, Fortini	12		0.0	1	8.3		0.0		0.0	1	8.3
G. Galea, Qormi	14		0.0	1	7.1	1	7.1		0.0	2	14.3
F.X. Attard, Marsa	18		0.0	1	5.6	1	5.6		0.0	2	11.1
V.Borg Brared, B'Kara	24		0.0		0.0		0.0		0.0	0	0.0
S.Frangisk, Sta Venera	56		0.0	2	3.6	4	7.1		0.0	6	10.7
N. Cremona, Gozo	44		0.0		0.0	9	20.5		0.0	9	20.5
TOTAL	276	3	1.1	11	4.0	22	8.0	1	0.4	37	13.4

IV.3.3. STUDENTS' WORK OPTIONS

WORK	VINCENZO BUGEJA	GUZE` D'AMATO	ANTONIO BOSIO	SIR TEMI ZAMMIT	DUN KARM PSAILA	LORENZO GAFA	GUZE` GALEA	F. X. ATTARD	V. BORG BRARED	SAN FRANGISK	NINU CREMONA	TOTAL	%
<i>Salesperson/Shop Asst.</i>	7	4	9	2	2	3	7	5	1	3	2	45	21.6
<i>Waiter</i>	6		9	4	1			1	2	3	2	28	13.5
<i>Mason/Construction</i>			2	2	6		2			8	2	22	10.6
<i>Machine Operator</i>	3	3			4	1	3	1		3		18	8.7
<i>Labourer</i>		1	4	2	1	1			3	3		15	7.2
<i>Tile Layer/Plasterer</i>	2	2		1	1			1	1	2		10	4.8
<i>Caterer/Confectioner</i>		3						1		1	3	8	3.8
<i>Cleaner</i>		3		2	2					1		8	3.8
<i>Packer</i>			1						3			4	1.9
<i>Aluminium Works</i>								2		1		3	1.4
<i>Barman</i>			2	1								3	1.4
<i>Electrician/Plumber</i>						1				1		2	1.0
<i>Farmer</i>				2								2	1.0
<i>Fisherman</i>								2				2	1.0
<i>Laundry Attendant</i>							2					2	1.0
<i>Asst. Chef</i>			1									1	0.5
<i>Baker</i>				1								1	0.5
<i>Bus Ticket Inspector</i>									1			1	0.5
<i>Cargo Handler</i>									1			1	0.5
<i>Data Processor</i>										1		1	0.5
<i>Delivery man</i>										1		1	0.5
<i>Dish Washer</i>									1			1	0.5
<i>Florist</i>								1				1	0.5
<i>Interior Designer</i>								1				1	0.5
<i>Kiosk Attendant</i>									1			1	0.5
<i>Mechanic</i>									1			1	0.5
<i>Poolboy</i>										1		1	0.5
<i>Printer</i>					1							1	0.5
<i>Sculptor</i>												1	0.5

Sheet Metal Worker										1		1	0.5
Sprayer								1				1	0.5
Store Keeper		1										1	0.5
Undertaker			1									1	0.5
Upholsterer								1				1	0.5
Unspecified	6	3					7	1				17	8.2
TOTAL	24	20	29	17	18	6	21	18	15	31	9	208	100.0

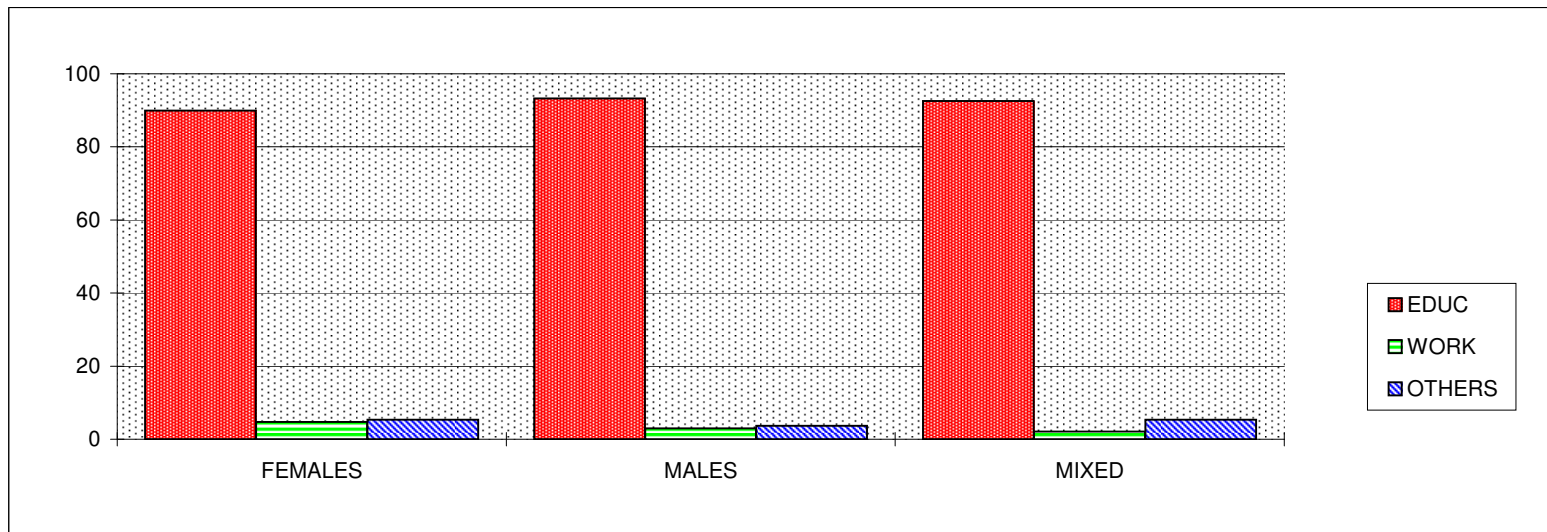
IV.3.4. STUDENTS' OTHER OPTIONS

OPTION	VINCENZO BUGEJA	GUZE` D'AMATO	ANTONIO BOSIO	SIR TEMI ZAMMIT	DUN KARM PSAILA	LORENZO GAFA	GUZE` GALEA	F. X. ATTARD	V. BORG BRARED	SAN FRANGISK	NINU CREMONA	TOTAL	%
At home	15	11	13	6	15	13	5	16	17	39	45	195	60.4
Emigrated		1								1	2	4	1.2
Registering for Work	1	10	3	2	9	7	21	11	2	10		76	23.5
Others	1			1	6					40		48	14.9
TOTAL	17	22	16	9	30	20	26	27	19	90	47	323	100.0

V. PRIVATE SCHOOLS

V.1.1. TOTAL STUDENTS' OPTIONS

CATEGORY	POPULATION	REPLIES		EDUCATION		WORK		OTHERS	
		TOT	%	TOT	%	TOT	%	TOT	%
FEMALES	720	716	99.4	644	89.9	34	4.7	38	5.3
MALES	862	862	100	804	93.3	26	3.0	32	3.7
MIXED	283	283	100	262	92.6	6	2.1	15	5.3
TOTAL	1865	1861	99.8	1710	91.9	66	3.5	85	4.6



V.1.2. STUDENTS' EDUCATIONAL OPTIONS

ACADEMIC

CATEGORY	EDUCATION REPLIES	JUNIOR COLLEGE		BUSINESS & COMMERCE		PRIVATE SIXTH FORM		HIGHER SECONDARY		INFORMATION & COMMUNICATION		M'ANG REFALO		TOTAL	
		TOT	%	TOT	%	TOT	%	TOT	%	TOT	%	TOT	%	TOT	%
FEMALES	644	362	56.2	26	4.0	96	14.9	127	19.7	9	1.4	0	0.0	620	96.3
MALES	804	383	47.6	14	1.7	147	18.3	94	11.7	20	2.5	49	6.1	707	87.9
MIXED	262	98	37.4	2	0.8	54	20.6	82	31.3	10	3.8	0	0.0	246	93.9
TOTAL	1710	843	49.3	42	2.5	297	17.4	303	17.7	39	2.3	49	2.9	1573	92.0

TECHNICAL

CATEGORY	EDUCATION REPLIES	ELECTRONICS ENGINEERING		MECHANICAL ENGINEERING		AGRI- BUSINESS		MARITIME STUDIES		BUILDING & CONSTRUCTION		MCAST GOZO		TOTAL	
		TOT	%	TOT	%	TOT	%	TOT	%	TOT	%	TOT	%	TOT	%
FEMALES	644	0	0.0	0	0.0	0	0.0	0	0.0	0	0.0	0	0.0	0	0.0
MALES	804	21	2.6	28	3.5	2	0.2	5	0.6	21	2.6	0	0.0	77	9.6
MIXED	262	1	0.4	1	0.4	0	0.0	0	0.0	1	0.4	0	0.0	3	1.1
TOTAL	1710	22	1.3	29	1.7	2	0.1	5	0.3	22	1.3	0	0.0	80	4.7

VOCATIONAL

CATEGORY	EDUCATION REPLIES	COMMUNITY SERVICES		ART AND DESIGN		TOURISM STUDIES		HEALTH CARE		TOTAL	
		TOT	%	TOT	%	TOT	%	TOT	%	TOT	%
FEMALES	644	9	1.4	9	1.4	6	0.9	0	0.0	24	3.7
MALES	804	2	0.2	4	0.5	13	1.6	1	0.1	20	2.5
MIXED	262	1	0.4	7	2.7	2	0.8	0	0.0	10	3.8
TOTAL	1710	12	0.7	20	1.2	21	1.2	1	0.1	54	3.2

V.1.3. STUDENTS WORK OPTIONS

WORK	FEMALES	MALES	MIXED	TOTAL	%
Salesperson/Shop Asst.	16	3	2	21	31.8
Hairdresser/Beautician	7			7	10.6
Waitress	3	2		5	7.6
Clerk/Secretary	1		1	2	3.0
Machine Operator	1		1	2	3.0
Nail Technician	2			2	3.0
Barman		1		1	1.5
Cashier	1			1	1.5
Caterer		1		1	1.5
Kitchen Hand		1		1	1.5
Mechanic			1	1	1.5
Plumber/Electrician		1		1	1.5
Receptionist	1			1	1.5
Unspecified	2	17	1	20	30.3
TOTAL	34	26	6	66	100

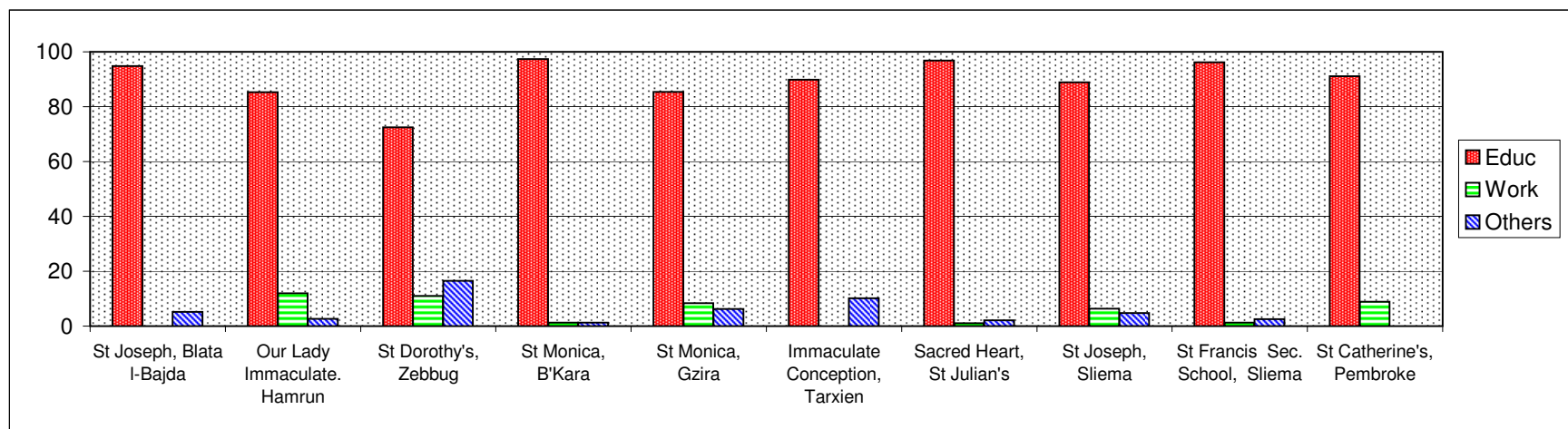
V.1.4. STUDENTS' OTHER OPTIONS

OPTIONS	FEMALES	MALES	MIXED	TOTAL	%
At Home	24	21	10	55	64.7
Emigrated	3	8	5	16	18.8
Registering for work	0	1	0	1	1.2
Others	11	2	0	13	15.3
TOTAL	38	32	15	85	100

V.2. PRIVATE SCHOOLS - FEMALES

V.2.1. TOTAL STUDENTS' OPTIONS

SCHOOL	POPULATION	REPLIES		EDUCATION		WORK		OTHERS	
		TOT	%	TOT	%	TOT	%	TOT	%
St Joseph, Blata I-Bajda	96	96	100	91	94.8	0	0.0	5	5.2
Our Lady Immaculate. Hamrun	75	75	100	64	85.3	9	12.0	2	2.7
St Dorothy's, Zebbug	91	91	100	66	72.5	10	11.0	15	16.5
St Monica, B'Kara	77	77	100	75	97.4	1	1.3	1	1.3
St Monica, Gzira	48	48	100	41	85.4	4	8.3	3	6.3
Immaculate Conception, Tarxien	49	49	100	44	89.8	0	0.0	5	10.2
Sacred Heart, St Julian's	98	94	95.9	91	96.8	1	1.1	2	2.1
St Joseph, Sliema	63	63	100	56	88.9	4	6.3	3	4.8
St Francis Sec. School, Sliema	78	78	100	75	96.2	1	1.3	2	2.6
St Catherine's, Pembroke	45	45	100	41	91.1	4	8.9	0	0.0
TOTAL	720	716	99.4	644	89.9	34	4.7	38	5.3



V.2.2. STUDENTS' EDUCATIONAL OPTIONS

ACADEMIC

SCHOOL	EDUCATION REPLIES	JUNIOR COLLEGE		BUSINESS & COMMERCE		PRIVATE SIXTH FORM		HIGHER SECONDARY		INFORMATION & COMMUNICATION		M'ANG REFALO		TOTAL	
		TOT	%	TOT	%	TOT	%	TOT	%	TOT	%	TOT	%	TOT	%
St Joseph, Blata l-Bajda	91	56	61.5	4	4.4	14	15.4	17	18.7		0.0		0.0	91	100.0
Our Lady Immaculate, Hamrun	64	28	43.8	4	6.3	3	4.7	21	32.8	7	10.9		0.0	63	98.4
St Dorothy's, Zebbug	66	46	69.7		0.0	8	12.1	8	12.1		0.0		0.0	62	93.9
St Monica, B'Kara	75	45	60.0	3	4.0	12	16.0	13	17.3		0.0		0.0	73	97.3
St Monica, Gzira	41	28	68.3	1	2.4	4	9.8	5	12.2		0.0		0.0	38	92.7
Immaculate Conception, Tarxien	44	25	56.8	3	6.8	12	27.3	4	9.1		0.0		0.0	44	100.0
Sacred Heart, St Julian's	91	41	45.1	3	3.3	11	12.1	30	33.0		0.0		0.0	85	93.4
St Joseph, Sliema	56	31	55.4	1	1.8	9	16.1	9	16.1		0.0		0.0	50	89.3
St Francis Sec. School, Sliema	75	36	48.0	4	5.3	19	25.3	12	16.0	2	2.7		0.0	73	97.3
St Catherine's, Pembroke	41	26	63.4	3	7.3	4	9.8	8	19.5		0.0		0.0	41	100.0
TOTAL	644	362	56.2	26	4.0	96	14.9	127	19.7	9	1.4	0	0.0	620	96.3

TECHNICAL

SCHOOL	EDUCATION REPLIES	ELECTRONICS ENGINEERING		MECHANICAL ENGINEERING		AGRI- BUSINESS		MARITIME STUDIES		BUILDING & CONSTRUCTION		MCAST GOZO		TOTAL	
		TOT	%	TOT	%	TOT	%	TOT	%	TOT	%	TOT	%	TOT	%
St Joseph, Blata l-Bajda	91		0.0		0.0		0.0		0.0		0.0		0.0	0	0.0
Our Lady Immaculate, Hamrun	64		0.0		0.0		0.0		0.0		0.0		0.0	0	0.0
St Dorothy's, Zebbug	66		0.0		0.0		0.0		0.0		0.0		0.0	0	0.0
St Monica, B'Kara	75		0.0		0.0		0.0		0.0		0.0		0.0	0	0.0
St Monica, Gzira	41		0.0		0.0		0.0		0.0		0.0		0.0	0	0.0
Immaculate Conception, Tarxien	44		0.0		0.0		0.0		0.0		0.0		0.0	0	0.0
Sacred Heart, St Julian's	91		0.0		0.0		0.0		0.0		0.0		0.0	0	0.0
St Joseph, Sliema	56		0.0		0.0		0.0		0.0		0.0		0.0	0	0.0
St Francis Sec. School, Sliema	75		0.0		0.0		0.0		0.0		0.0		0.0	0	0.0
St Catherine's, Pembroke	41		0.0		0.0		0.0		0.0		0.0		0.0	0	0.0
TOTAL	644	0	0.0	0	0.0	0	0.0	0	0.0	0	0.0	0	0.0	0	0.0

VOCATIONAL

SCHOOL	EDUCATION REPLIES	COMMUNITY SERVICES		ART AND DESIGN		TOURISM STUDIES		HEALTH CARE		TOTAL	
		TOT	%	TOT	%	TOT	%	TOT	%	TOT	%
St Joseph, Blata I-Bajda	91		0.0		0.0		0.0		0.0	0	0.0
Our Lady Immaculate. Hamrun	64		0.0	1	1.6		0.0		0.0	1	1.6
St Dorothy's, Zebbug	66	3	4.5		0.0	1	1.5		0.0	4	6.1
St Monica, B'Kara	75		0.0	1	1.3	1	1.3		0.0	2	2.7
St Monica, Gzira	41		0.0	3	7.3		0.0		0.0	3	7.3
Immaculate Conception, Tarxien	44		0.0		0.0		0.0		0.0	0	0.0
Sacred Heart, St Julian's	91	4	4.4	1	1.1	1	1.1		0.0	6	6.6
St Joseph, Sliema	56	2	3.6	3	5.4	1	1.8		0.0	6	10.7
St Francis Sec. School, Sliema	75		0.0		0.0	2	2.7		0.0	2	2.7
St Catherine's, Pembroke	41		0.0		0.0		0.0		0.0	0	0.0
TOTAL	644	9	1.4	9	1.4	6	0.9	0	0.0	24	3.7

V.2.3. STUDENTS' WORK OPTIONS

WORK	ST JOSEPH, B'BAJDA	OUR LADY IMMACULATE	ST DOROTHY'S	ST MONICA, B'KARA	ST MONICA, GZIRA	IMMACULATE CONCEPTION	SACRED HEART	ST JOSEPH, SLIEMA	ST FRANCIS, SLIEMA	ST CATHERINE'S	TOTAL	%
<i>Salesperson/Shop Asst.</i>		3	0	1	2		1	3			16	47.1
<i>Hairdresser/Beautician</i>		5	2		1						7	20.6
<i>Waitress</i>			2								3	8.8
<i>Nail Technician</i>										2	2	5.9
<i>Cashier</i>					1						1	2.9
<i>Clerk/Secretary</i>		1									1	2.9
<i>Machine Operator</i>								1	1		1	2.9
<i>Receptionist</i>								1			1	2.9
<i>Unspecified</i>										2	2	5.9
TOTAL	0	9	10	1	4	0	1	4	1	4	34	100

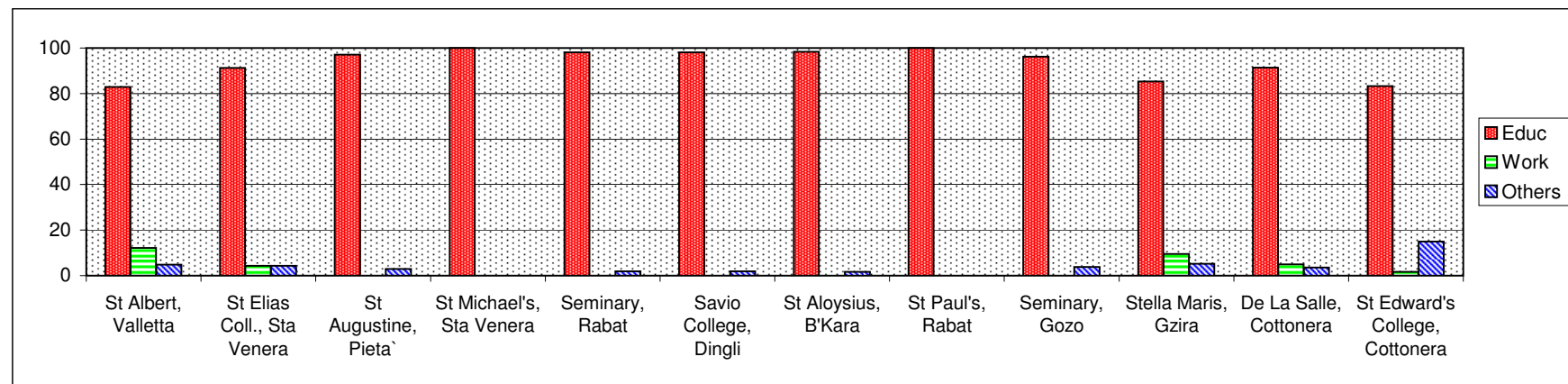
V.2.4. STUDENTS' OTHER OPTIONS

OPTION	ST JOSEPH, B'BAJDA	OUR LADY IMMACULATE	ST DOROTHY'S	ST MONICA, B'KARA	ST MONICA, GZIRA	IMMACULATE CONCEPTION	SACRED HEART	ST JOSEPH, SLIEMA	ST FRANCIS, SLIEMA	ST CATHERINE'S	TOTAL	%
At home	5	2	10	1	1		1	3	2		24	63.2
Emigrated			2		1						3	7.9
Registering for work						5	1				0	0.0
Others			3		2	5	1				11	28.9
TOTAL	5	2	15	1	3	5	2	3	2	0	38	100

V.3. PRIVATE SCHOOLS - MALES

V.3.1. TOTAL STUDENTS' OPTIONS

SCHOOL	POPULATION	REPLIES		EDUCATION		WORK		OTHERS	
		TOT	%	TOT	%	TOT	%	TOT	%
St Albert, Valletta	41	41	100	34	82.9	5	12.2	2	4.9
St Elias College, Sta Venera	46	46	100	42	91.3	2	4.3	2	4.3
St Augustine, Pieta`	70	70	100	68	97.1	0	0.0	2	2.9
St Michael's, Qormi	58	58	100	58	100	0	0.0	0	0.0
Seminary, Tal-Virtu`	52	52	100	51	98.1	0	0.0	1	1.9
Savio College, Dingli	52	52	100	51	98.1	0	0.0	1	1.9
St Aloysius, B'Kara	121	121	100	119	98.3	0	0.0	2	1.7
St Paul's, Rabat	53	53	100	53	100	0	0.0	0	0.0
Seminary, Gozo	53	53	100	51	96.2	0	0.0	2	3.8
Stella Maris, Gzira	116	116	100	99	85.3	11	9.5	6	5.2
De La Salle, Cottonera	140	140	100	128	91.4	7	5.0	5	3.6
St Edward's College, Cottonera	60	60	100	50	83.3	1	1.7	9	15.0
TOTAL	862	862	100	804	93.3	26	3.0	32	3.7



V.3.2. STUDENTS' EDUCATIONAL OPTIONS

ACADEMIC

SCHOOL	EDUCATION REPLIES	JUNIOR COLLEGE		BUSINESS & COMMERCE		PRIVATE SIXTH FORM		HIGHER SECONDARY		INFORMATION & COMMUNICATION		M'ANG REFALO		TOTAL	
		TOT	%	TOT	%	TOT	%	TOT	%	TOT	%	TOT	%	TOT	%
St Albert, Valletta	34	14	41.2		0.0		0.0	6	17.6	1	2.9		0.0	21	61.8
St Elias College, Sta Venera	42	25	59.5	1	2.4	1	2.4	4	9.5	3	7.1		0.0	34	81.0
St Augustine, Pieta`	68	48	70.6	1	1.5	5	7.4	5	7.4	1	1.5		0.0	60	88.2
St Michael's, Qormi	58	42	72.4		0.0	3	5.2	1	1.7	3	5.2		0.0	49	84.5
Seminary, Tal-Virtu`	51	43	84.3	1	2.0	2	3.9	3	5.9	2	3.9		0.0	51	100
Savio College, Dingli	51	46	90.2	1	2.0	2	3.9	1	2.0		0.0		0.0	50	98.0
St Aloysius, B'Kara	119	29	24.4		0.0	83	69.7		0.0	3	2.5		0.0	115	96.6
St Paul's, Rabat	53	43	81.1	3	5.7	3	5.7	1	1.9	3	5.7		0.0	53	100
Seminary, Gozo	51		0.0		0.0	1	2.0		0.0		0.0	49	96.1	50	98.0
Stella Maris, Gzira	99	37	37.4	2	2.0	6	6.1	27	27.3	1	1.0		0.0	73	73.7
De La Salle, Cottonera	128	43	33.6	2	1.6	30	23.4	25	19.5	3	2.3		0.0	103	80.5
St Edward's College, Cottonera	50	13	26.0	3	6.0	11	22.0	21	42.0		0.0		0.0	48	96.0
TOTAL	804	383	47.6	14	1.7	147	18.3	94	11.7	20	2.5	49	6.1	707	87.9

TECHNICAL

SCHOOL	EDUCATION REPLIES	ELECTRONICS ENGINEERING		MECHANICAL ENGINEERING		AGRI- BUSINESS		MARITIME STUDIES		BUILDING & CONSTRUCTION		MCAST GOZO		TOTAL	
		TOT	%	TOT	%	TOT	%	TOT	%	TOT	%	TOT	%	TOT	%
St Albert, Valletta	34	4	11.8	3	8.8		0.0		0.0	4	11.8		0.0	11	32.4
St Elias College, Sta Venera	42	4	9.5	1	2.4		0.0	1	2.4		0.0		0.0	6	14.3
St Augustine, Pieta`	68	1	1.5	3	4.4	1	1.5		0.0	3	4.4		0.0	8	11.8
St Michael's, Qormi	58	2	3.4	1	1.7		0.0	1	1.7	1	1.7		0.0	5	8.6
Seminary, Tal-Virtu`	51		0.0		0.0		0.0		0.0		0.0		0.0	0	0.0
Savio College, Dingli	51	1	2.0		0.0		0.0		0.0		0.0		0.0	1	2.0
St Aloysius, B'Kara	119	1	0.8	2	1.7		0.0	1	0.8		0.0		0.0	4	3.4
St Paul's, Rabat	53		0.0		0.0		0.0		0.0		0.0		0.0	0	0.0
Seminary, Gozo	51		0.0	1	2.0		0.0		0.0		0.0		0.0	1	2.0
Stella Maris, Gzira	99	4	4.0	9	9.1	1	1.0		0.0	7	7.1		0.0	21	21.2
De La Salle, Cottonera	128	3	2.3	8	6.3		0.0	2	1.6	6	4.7		0.0	19	14.8
St Edward's College, Cottonera	50	1	2.0		0.0		0.0		0.0		0.0		0.0	1	2.0
TOTAL	804	21	2.6	28	3.5	2	0.2	5	0.6	21	2.6	0	0.0	77	9.6

VOCATIONAL

SCHOOL	EDUCATION REPLIES	COMMUNITY SERVICES		ART AND DESIGN		TOURISM STUDIES		HEALTH CARE		TOTAL	
		TOT	%	TOT	%	TOT	%	TOT	%	TOT	%
St Albert, Valletta	34		0.0		0.0	2	5.9		0.0	2	5.9
St Elias College, Sta Venera	42		0.0		0.0	2	4.8		0.0	2	4.8
St Augustine, Pieta`	68		0.0		0.0		0.0		0.0	0	0.0
St Michael's, Qormi	58	2	3.4		0.0	2	3.4		0.0	4	6.9
Seminary, Tal-Virtu`	51		0.0		0.0		0.0		0.0	0	0.0
Savio College, Dingli	51		0.0		0.0		0.0		0.0	0	0.0
St Aloysius, B'Kara	119		0.0		0.0		0.0		0.0	0	0.0
St Paul's, Rabat	53		0.0		0.0		0.0		0.0	0	0.0
Seminary, Gozo	51		0.0		0.0		0.0		0.0	0	0.0
Stella Maris, Gzira	99		0.0	1	1.0	4	4.0		0.0	5	5.1
De La Salle, Cottonera	128		0.0	3	2.3	3	2.3		0.0	6	4.7
St Edward's College, Cottonera	50		0.0		0.0		0.0	1	2.0	1	2.0
TOTAL	804	2	0.2	4	0.5	13	1.6	1	0.1	20	2.5

V.3.3. STUDENTS WORK OPTIONS

WORK	ST ALBERT'S	ST ELIAS'	ST AUGUSTINE'S	ST MICHAEL'S	SEMINARY, TAL-VIRTU'	SAVIO COLLEGE	ST ALOYSIUS'	ST PAUL'S	SEMINARY, GOZO	STELLA MARIS	DE LA SALLE	ST EDWARD'S	TOTAL	%
<i>Salesperson/Shop Asst.</i>		1									2		3	11.5
<i>Waiter</i>	2												2	7.7
Caterer												1	1	3.8
Plumber/Electrician	1												1	3.8
Kitchen Hand	1												1	3.8
Barman		1											1	3.8
Unspecified	1									11	5		17	65.4
TOTAL	5	2	0	0	0	0	0	0	0	11	7	1	26	100

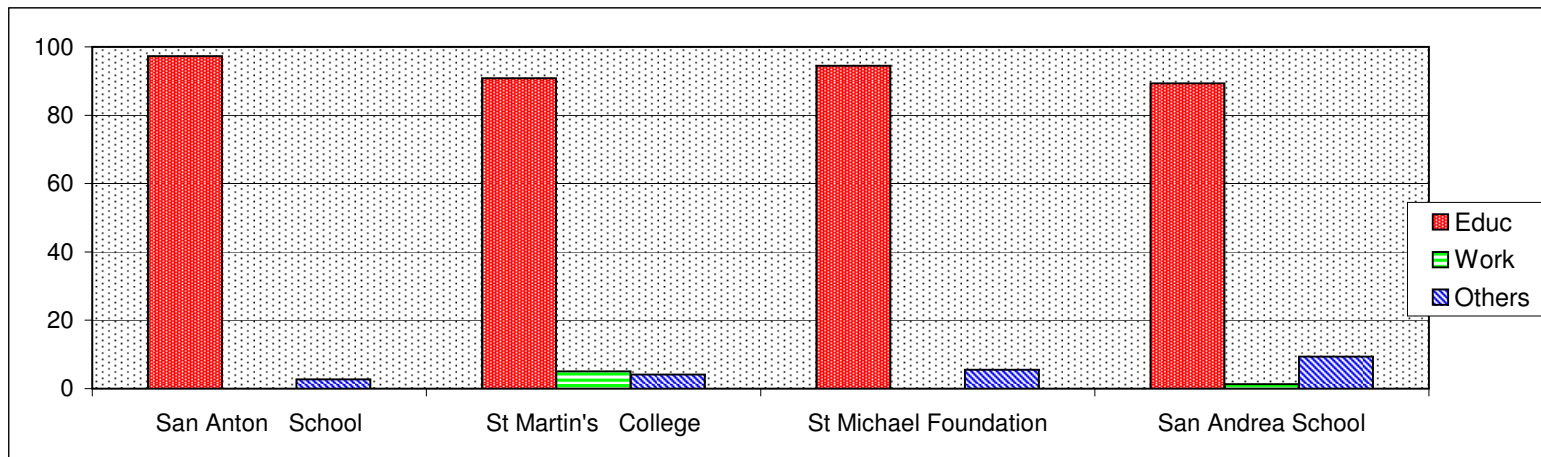
V.3.4. STUDENTS' OTHER OPTIONS

OPTIONS	ST ALBERT'S	ST ELIAS'	ST AUGUSTINES	ST MICHAEL'S	SEMINARY, TAL-VIRTU'	SAVIO COLLEGE	ST ALOYSIUS'	ST PAUL'S	SEMINARY, GOZO	STELLA MARIS	DE LA SALLE	ST EDWARDS	TOTAL	%
At home	2	1	1	1	1		2		2	4	5	3	21	65.6
Emigrated										2		6	8	25.0
Registering for work			1										1	3.1
Others		1			1								2	6.3
TOTAL	2	2	2	0	1	1	2	0	2	6	5	9	32	100

V.4. PRIVATE SCHOOLS - MIXED

V.4.1. TOTAL STUDENTS' OPTIONS

SCHOOL	POPULATION	REPLIES		EDUCATION		WORK		OTHERS	
		TOT	%	TOT	%	TOT	%	TOT	%
San Anton School	74	74	100	72	97.3	0	0.0	2	2.7
St Martin's College	98	98	100	89	90.8	5	5.1	4	4.1
St Michael Foundation	36	36	100	34	94.4	0	0.0	2	5.6
San Andrea School	75	75	100	67	89.3	1	1.3	7	9.3
TOTAL	283	283	100	262	92.6	6	2.1	15	5.3



V.4.2. STUDENTS' EDUCATIONAL OPTIONS

ACADEMIC

SCHOOL	EDUCATION REPLIES	JUNIOR COLLEGE		BUSINESS & COMMERCE		PRIVATE SIXTH FORM		HIGHER SECONDARY		INFORMATION & COMMUNICATION		M'ANG REFALO		TOTAL	
		TOT	%	TOT	%	TOT	%	TOT	%	TOT	%	TOT	%	TOT	%
San Anton School	72	31	43.1		0.0	16	22.2	15	20.8	8	11.1		0.0	70	97.2
St Martin's College	89	32	36.0	1	1.1	24	27.0	25	28.1	2	2.2		0.0	84	94.4
St Michael Foundation	34	11	32.4	1	2.9	1	2.9	18	52.9		0.0		0.0	31	91.2
San Andrea School	67	24	35.8		0.0	13	19.4	24	35.8	3	4.5		0.0	64	95.5
TOTAL	262	98	37.4	2	0.8	54	20.6	82	31.3	10	3.8	0	0.0	246	93.9

TECHNICAL

SCHOOL	EDUCATION REPLIES	ELECTRONICS ENGINEERING		MECHANICAL ENGINEERING		AGRI- BUSINESS		MARITIME STUDIES		BUILDING & CONSTRUCTION		MCAST GOZO		TOTAL	
		TOT	%	TOT	%	TOT	%	TOT	%	TOT	%	TOT	%	TOT	%
San Anton School	72		0.0		0.0		0.0		0.0		0.0		0.0	0	0.0
St Martin's College	89		0.0		0.0		0.0		0.0	1	1.1		0.0	1	1.1
St Michael Foundation	34	1	2.9		0.0		0.0		0.0		0.0		0.0	1	2.9
San Andrea School	67		0.0	1	1.5		0.0		0.0		0.0		0.0	1	1.5
TOTAL	262	1	0.4	1	0.4	0	0.0	0	0.0	1	0.4	0	0.0	3	1.1

VOCATIONAL

SCHOOL	EDUCATION REPLIES	COMMUNITY SERVICES		ART AND DESIGN		TOURISM STUDIES		HEALTH CARE		TOTAL	
		TOT	%	TOT	%	TOT	%	TOT	%	TOT	%
San Anton School	72		0.0	2	2.8		0.0		0.0	2	2.8
St Martin's College	89	1	1.1	2	2.2	1	1.1		0.0	4	4.5
St Michael Foundation	34		0.0	2	5.9		0.0		0.0	2	5.9
San Andrea School	67		0.0	1	1.5	1	1.5		0.0	2	3.0
TOTAL	262	1	0.4	7	2.7	2	0.8	0	0.0	10	3.8

V.4.3. STUDENTS' "WORK" OPTIONS

WORK	SAN ANTON	ST MARTIN'S	ST MICHAEL	SAN ANDREA	TOTAL	%
<i>Salesperson/Shop Asst.</i>		2			2	33.3
<i>Clerk/Secretary</i>		1			1	16.7
<i>Machine Operator</i>		1			1	16.7
<i>Mechanic</i>		1			1	16.7
<i>Unspecified</i>				1	1	16.7
TOTAL	0	5	0	1	6	100

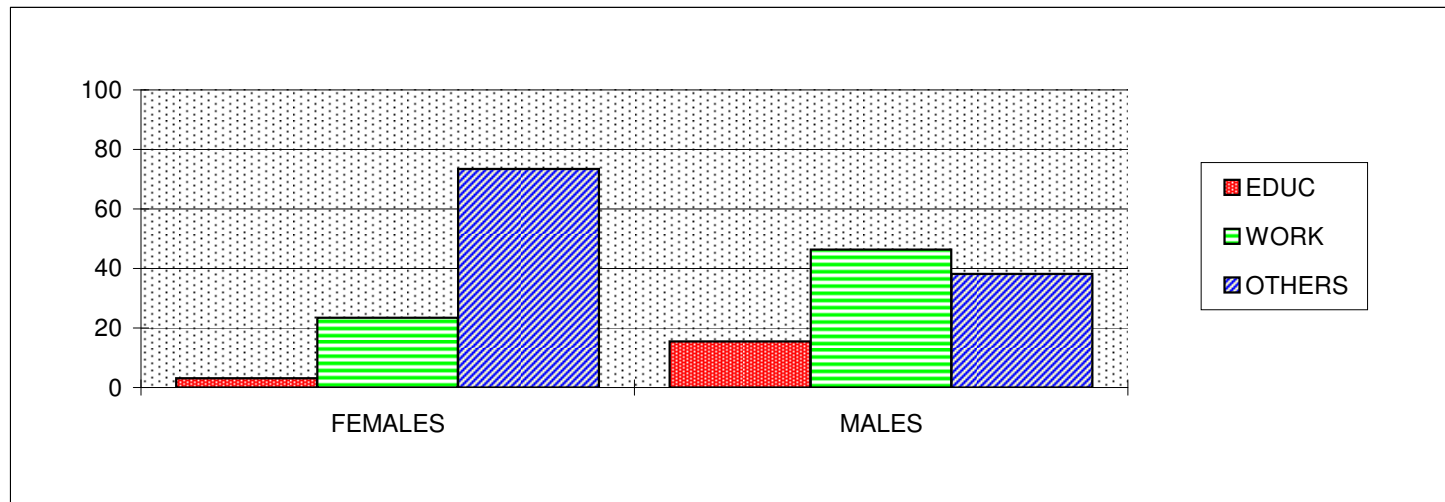
V.4.4. STUDENTS' "OTHER" OPTIONS

OPTION	SAN ANTON	ST MARTIN'S	ST MICHAEL	SAN ANDREA	TOTAL	%
At Home		3	1	6	10	66.7
Emigrated	2	1	1	1	5	33.3
Other					0	0.0
TOTAL	2	4	2	7	15	100

VI. OTHER SECONDARY SCHOOLS

VI.1.1. TOTAL STUDENTS' OPTIONS

CATEGORY	POPULATION	REPLIES		EDUCATION		WORK		OTHERS	
		TOT	%	TOT	%	TOT	%	TOT	%
FEMALES	64	64	100	2	3.1	15	23.4	47	73.4
MALES	100	97	97.0	15	15.5	45	46.4	37	38.1
TOTAL	164	161	98.2	17	10.6	60	37.3	84	52.2



VI.1.2. STUDENTS' EDUCATIONAL OPTIONS

ACADEMIC

CATEGORY	EDUCATION REPLIES	JUNIOR COLLEGE		BUSINESS & COMMERCE		PRIVATE SIXTH FORM		HIGHER SECONDARY		INFORMATION & COMMUNICATION		M'ANG REFALO		TOTAL	
		TOT	%	TOT	%	TOT	%	TOT	%	TOT	%	TOT	%	TOT	%
FEMALES	2	0	0.0	0	0.0	0	0.0	2	100	0	0.0	0	0.0	2	100
MALES	15	0	0.0	0	0.0	0	0.0	0	0.0	0	0.0	0	0.0	0	0.0
TOTAL	17	0	0.0	0	0.0	0	0.0	2	11.8	0	0.0	0	0.0	2	11.8

TECHNICAL

CATEGORY	EDUCATION REPLIES	ELECTRONICS ENGINEERING		MECHANICAL ENGINEERING		AGRI- BUSINESS		MARITIME STUDIES		BUILDING & CONSTRUCTION		MCAST GOZO		TOTAL	
		TOT	%	TOT	%	TOT	%	TOT	%	TOT	%	TOT	%	TOT	%
FEMALES	2	0	0.0	0	0.0	0	0.0	0	0.0	0	0.0	0	0.0	0	0.0
MALES	15	0	0.0	0	0.0	0	0.0	0	0.0	13	86.7	0	0.0	13	86.7
TOTAL	17	0	0.0	0	0.0	0	0.0	0	0.0	13	76.5	0	0.0	13	76.5

VOCATIONAL

CATEGORY	EDUCATION REPLIES	COMMUNITY SERVICES		ART AND DESIGN		TOURISM STUDIES		HEALTH CARE		TOTAL	
		TOT	%	TOT	%	TOT	%	TOT	%	TOT	%
FEMALES	2	0	0.0	0	0.0	0	0.0	0	0.0	0	0.0
MALES	15	0	0.0	1	6.7	1	6.7	0	0.0	2	13.3
TOTAL	17	0	0.0	1	5.9	1	5.9	0	0.0	2	11.8

VI.1.3. STUDENTS' WORK OPTIONS

WORK	FEMALES	MALES	TOTAL	%
<i>Labourer</i>		15	15	25.0
<i>Cleaner</i>	5	5	10	16.7
<i>Mason/Construction</i>		10	10	16.7
<i>Tile Layer/Plasterer</i>		5	5	8.3
<i>Machine Operator</i>	1	3	4	6.7
<i>Salesperson/Shop Asst.</i>	2	1	3	5.0
<i>Waitress/ Waiter</i>	3		3	5.0
<i>Chambermaid</i>	2		2	3.3
<i>Packer</i>		2	2	3.3
<i>Car Washer</i>		1	1	1.7
<i>Craft Worker</i>		1	1	1.7
<i>Dish Washer</i>		1	1	1.7
<i>Fisherman</i>		1	1	1.7
<i>Hairdresser/Beautician</i>	1		1	1.7
<i>Unspecified</i>	1		1	1.7
TOTAL	15	45	60	100

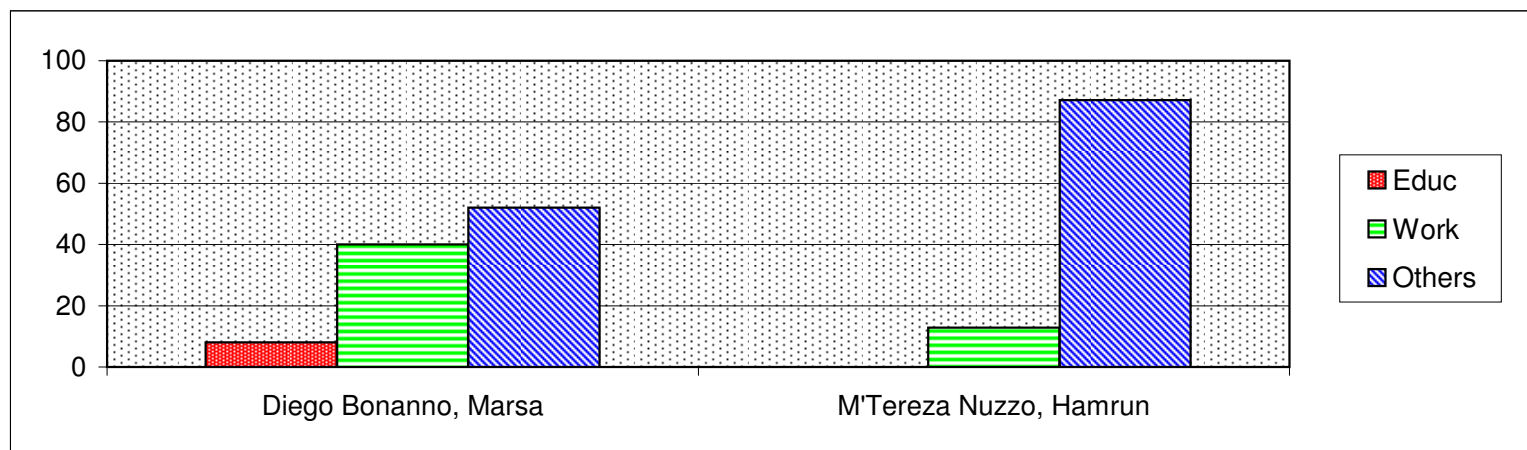
VI.1.4. STUDENTS' OTHER OPTIONS

OPTION	FEMALES	MALES	TOTAL	%
At home	14	27	41	48.8
Emigrated	0	0	0	0.0
Registering for work	10	10	20	23.8
Others	23	0	23	27.4
TOTAL	47	37	84	100

VI.2. OTHER SECONDARY SCHOOLS - FEMALES

VI.2.1. TOTAL STUDENTS - OPTIONS

SCHOOL	POPULATION	REPLIES		EDUCATION		WORK		OTHERS	
		TOT	%	TOT	%	TOT	%	TOT	%
Fra Diego Bonanno, Marsa	25	25	100	2	8.0	10	40.0	13	52.0
M'Tereza Nuzzo, Hamrun	39	39	100	0	0.0	5	12.8	34	87.2
TOTAL	64	64	100	2	3.1	15	23.4	47	73.4



VI.2.2. STUDENTS' EDUCATIONAL OPTIONS

ACADEMIC

SCHOOL	EDUCATION REPLIES	JUNIOR COLLEGE		BUSINESS & COMMERCE		PRIVATE SIXTH FORM		HIGHER SECONDARY		INFORMATION & COMMUNICATION		M'ANG REFALO		TOTAL	
		TOT	%	TOT	%	TOT	%	TOT	%	TOT	%	TOT	%	TOT	%
Fra Diego Bonanno, Marsa	2		0.0		0.0		0.0	2	100		0.0		0	2	100
M'Tereza Nuzzo, Hamrun	0		0.0		0.0		0.0		0.0		0.0		0.0	0	0.0
TOTAL	2	0	0.0	0	0.0	0	0.0	2	100	0	0.0	0	0.0	2	100

TECHNICAL

SCHOOL	EDUCATION REPLIES	ELECTRONICS ENGINEERING		MECHANICAL ENGINEERING		AGRI- BUSINESS		MARITIME STUDIES		BUILDING & CONSTRUCTION		MCAST GOZO		TOTAL	
		TOT	%	TOT	%	TOT	%	TOT	%	TOT	%	TOT	%	TOT	%
Fra Diego Bonanno, Marsa	2		0.0		0.0		0.0		0.0		0.0		0.0	0	0.0
M'Tereza Nuzzo, Hamrun	0		0.0		0.0		0.0		0.0		0.0		0.0	0	0.0
TOTAL	2	0	0.0	0	0.0	0	0.0	0	0.0	0	0.0	0	0.0	0	0.0

VOCATIONAL

SCHOOL	EDUCATION REPLIES	COMMUNITY SERVICES		ART AND DESIGN		TOURISM STUDIES		HEALTH CARE		TOTAL	
		TOT	%	TOT	%	TOT	%	TOT	%	TOT	%
Fra Diego Bonanno, Marsa	2		0.0		0.0		0.0		0.0	0	0.0
M'Tereza Nuzzo, Hamrun	0		0.0		0.0		0.0		0.0	0	0.0
TOTAL	2	0	0.0	0	0.0	0	0.0	0	0.0	0	0.0

VI.2.3. STUDENTS' WORK OPTIONS

WORK	DIEGO BONANNO	M'TEREZA NUZZO	TOTAL	%
Cleaner	5		5	33.3
Waitress	3		3	20.0
Chambermaid		2	2	13.3
Salesperson/Shop Asst.	1	1	2	13.3
Hairdresser/Beautician	1		1	6.7
Machine Operator		1	1	6.7
Unspecified		1	1	6.7
TOTAL	10	5	15	100

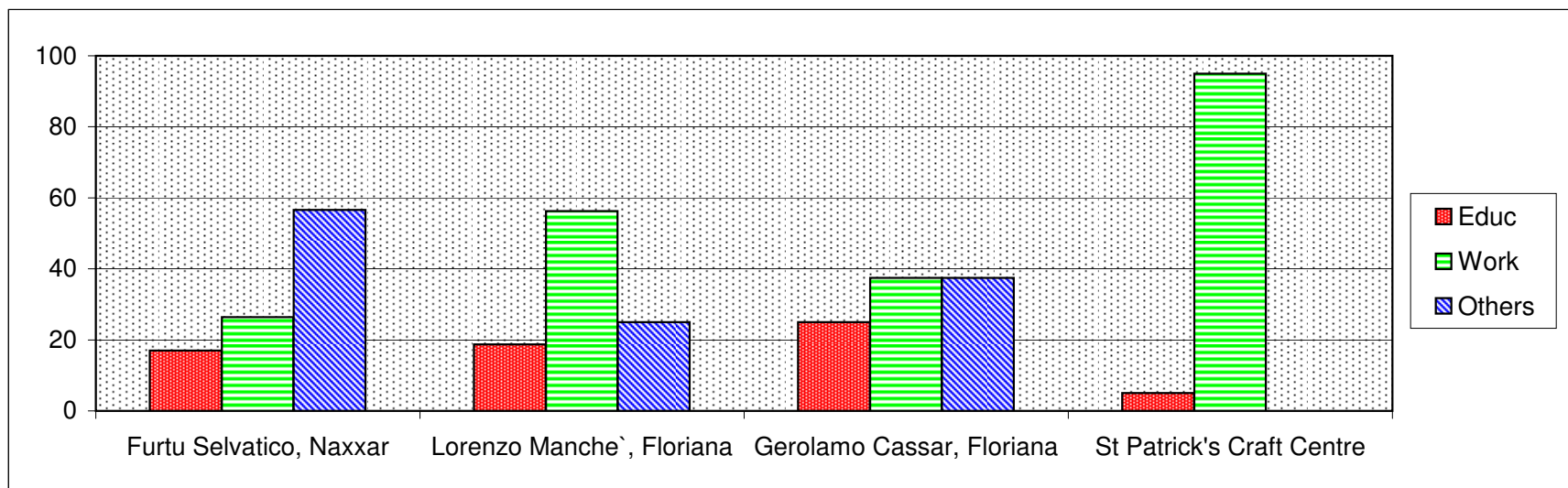
VI.2.4. STUDENTS' OTHER OPTIONS

OPTION	DIEGO BONANNO	M'TEREZA NUZZO	TOTAL	%
At home	6	8	14	29.8
Emigrated			0	0.0
Registering for work	7	3	10	21.3
Others		23	23	48.9
TOTAL	13	34	47	100

VI.3. OTHER SECONDARY SCHOOLS - MALES

VII.3.1. TOTAL STUDENTS - OPTIONS

SCHOOL	POPULATION	REPLIES		EDUCATION		WORK		OTHERS	
		TOT	%	TOT	%	TOT	%	TOT	%
Furtu Selvatico, Naxxar	55	53	96.4	9	17.0	14	26.4	30	56.6
Lorenzo Manche`, Floriana	17	16	94.1	3	18.8	9	56.3	4	25.0
Gerolamo Cassar, Floriana	8	8	100	2	25.0	3	37.5	3	37.5
St Patrick's Craft Centre	20	20	100	1	5.0	19	95.0	0	0.0
TOTAL	100	97	97	15	15.5	45	46.4	37	38.1



VI.3.2. STUDENTS' EDUCATIONAL OPTIONS

ACADEMIC

SCHOOL	EDUCATION REPLIES	JUNIOR COLLEGE		BUSINESS & COMMERCE		PRIVATE SIXTH FORM		HIGHER SECONDARY		INFORMATION & COMMUNICATION		M'ANG REFALO		TOTAL	
		TOT	%	TOT	%	TOT	%	TOT	%	TOT	%	TOT	%	TOT	%
Furtu Selvatico, Naxxar	9		0.0		0.0		0.0		0.0		0.0		0.0	0	0.0
Lorenzo Manche', Floriana	3		0.0		0.0		0.0		0.0		0.0		0.0	0	0.0
Gerolamo Cassar, Floriana	2		0.0		0.0		0.0		0.0		0.0		0.0	0	0.0
St Patrick's Craft Centre	1		0.0		0.0		0.0		0.0		0.0		0.0	0	0.0
TOTAL	15	0	0.0	0	0.0	0	0.0	0	0.0	0	0.0	0	0.0	0	0.0

TECHNICAL

SCHOOL	EDUCATION REPLIES	ELECTRONICS ENGINEERING		MECHANICAL ENGINEERING		AGRI- BUSINESS		MARITIME STUDIES		BUILDING & CONSTRUCTION		MCAST GOZO		TOTAL	
		TOT	%	TOT	%	TOT	%	TOT	%	TOT	%	TOT	%	TOT	%
Furtu Selvatico, Naxxar	9		0.0		0.0		0.0		0.0	8	88.9		0.0	8	88.9
Lorenzo Manche', Floriana	3		0.0		0.0		0.0		0.0	3	100		0.0	3	100
Gerolamo Cassar, Floriana	2		0.0		0.0		0.0		0.0	2	100		0.0	2	100
St Patrick's Craft Centre	1		0.0		0.0		0.0		0.0		0.0		0.0	0	0.0
TOTAL	15	0	0.0	0	0.0	0	0.0	0	0.0	13	86.7	0	0.0	13	86.7

VOCATIONAL

SCHOOL	EDUCATION REPLIES	COMMUNITY SERVICES		ART AND DESIGN		TOURISM STUDIES		HEALTH CARE		TOTAL	
		TOT	%	TOT	%	TOT	%	TOT	%	TOT	%
Furtu Selvatico, Naxxar	9		0.0		0.0	1	11.1		0.0	1	11.1
Lorenzo Manche`, Floriana	3		0.0		0.0		0.0		0.0	0	0.0
Gerolamo Cassar, Floriana	2		0.0		0.0		0.0		0.0	0	0.0
St Patrick's Craft Centre	1		0.0	1	100		0.0		0.0	1	100
TOTAL	15	0	0.0	1	6.7	1	6.7	0	0.0	2	13.3

VI.3.3. STUDENTS' WORK OPTIONS

WORK	FURTU SELVATICO	LORENZO MANCHE	GEROLAMO CASSAR	ST PATRICK'S	TOTAL	%
<i>Labourer</i>	5	3		7	15	33.3
<i>Mason/Construction</i>	1		3	6	10	22.2
<i>Cleaner</i>	2	1		2	5	11.1
<i>Tile Layer/Plasterer</i>	1			4	5	11.1
<i>Machine Operator</i>	3				3	6.7
<i>Packer</i>		2			2	4.4
<i>Car Washer</i>		1			1	2.2
<i>Craft Worker</i>		1			1	2.2
<i>Dish Washer</i>		1			1	2.2
<i>Fisherman</i>	1				1	2.2
<i>Salesperson/Shop Asst.</i>	1				1	2.2
<i>Unspecified</i>					0	0.0
TOTAL	14	9	3	19	45	100

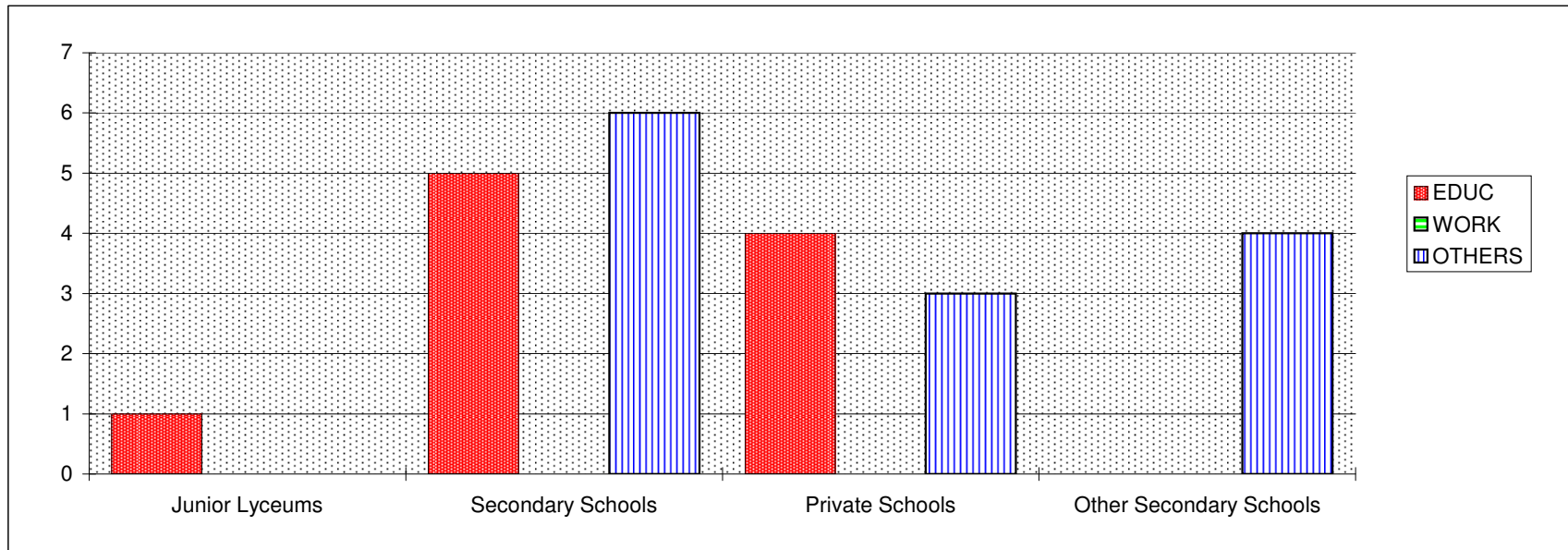
VI.3.4. STUDENTS' OTHER OPTIONS

OPTION	FURTU SELVATICO	LORENZO MANCHE	GEROLAMO CASSAR	ST PATRICK'S	TOTAL	%
At home	23	3	1		27	73.0
Emigrated					0	0.0
Registering for Work	7	1	2		10	27.0
Others					0	0.0
TOTAL	30	4	3	0	37	100

VII. SPECIAL NEEDS STUDENTS

VII.1. TOTAL STUDENTS OPTIONS BY SECTOR

SECTOR	EDUCATION TOT	WORK TOT	OTHERS TOT	TOTAL
Junior Lyceums	1	0	0	1
Secondary Schools	5	0	6	11
Private Schools	4	0	3	7
Other Secondary Schools	0	0	4	4
TOTAL	10	0	13	23



VII.2. TOTAL STUDENTS' OPTIONS BY SEX

FEMALES

SECTOR	EDUCATION	WORK	OTHERS	TOTAL
	TOT	TOT	TOT	
Junior Lyceums	0	0	0	0
Secondary Schools	2	0	3	5
Private Schools	0	0	0	0
Other Secondary Schools	0	0	2	2
TOTAL	2	0	5	7

MALES

SECTOR	EDUCATION	WORK	OTHERS	TOTAL
	TOT	TOT	TOT	
Junior Lyceums	1	0	0	1
Secondary Schools	3	0	3	6
Private Schools	4	0	3	7
Other Secondary Schools	0	0	2	2
TOTAL	8	0	8	16

MIXED

SECTOR	EDUCATION	WORK	OTHERS	TOTAL
	TOT	TOT	TOT	
Private Schools Mixed	0	0	0	0

VII.3. JUNIOR LYCEUMS

FEMALES

SCHOOL				EDUCATION	WORK	OTHERS
	ACADEMIC	TECHNICAL	VOCATIONAL	TOTAL		
Adrian Dingli, St Patrick's	0	0	0	0	0	0
Maria Regina, Blata I-Bajda				0		
St Theresa, Mriehel				0		
Carlo Diacono, Zejtun				0		
Margareth Mortimer, Sta Lucia	/			0		
Agius de Soldanis, Gozo				0		
TOTAL	0	0	0	0	0	0

3

MALES

SCHOOL				EDUCATION	WORK	OTHERS
	ACADEMIC	TECHNICAL	VOCATIONAL	TOTAL		
Liceo Vassalli, Handaq				0		
G. Zammit Brighella, Hamrun				0		
G. Despott, Verdala				0		
St Joseph, Paola	0	0	0	0	0	0
Ninu Cremona, Gozo	1			1		
TOTAL	1	0	0	1	0	0

VII.4. SECONDARY SCHOOLS

FEMALES

SCHOOL	ACADEMIC	TECHNICAL	VOCATIONAL	EDUCATION TOTAL	WORK	OTHERS
P. Pullicino, Rabat				0		2
M'Assunta, Hamrun			1	1		
M'Goretti, Tarxien	/	/	/	0		/
L.Preziosi, St Andrew's				0		
Lily of the Valley, Mosta			1	1		
Agius De Soldanis, Gozo				0		
E.Serracino Inglott, Cospicua				0		1
TOTAL	0	0	2	2	0	3

MALES

SCHOOL	ACADEMIC	TECHNICAL	VOCATIONAL	EDUCATION TOTAL	WORK	OTHERS
V. Bugeja, Sta Venera				0		
G. D'Amato, Paola	/	1	/	1	/	/
A. Bosio, Gzira	0	1	0	1	0	1
T. Zammit, Mtarfa		1		1		1
K. Psaila, Zebbug	/	/	/	0	/	/
L. Gafa, Fortini				0		
G. Galea, Qormi				0		
F.X. Attard, Marsa				0		
V.Borg Brared, B'Kara				0		
S.Frangisk, Sta Venera				0		1
N. Cremona, Gozo				0		
TOTAL	0	3	0	3	0	3

VII.5. PRIVATE SCHOOLS

FEMALES

SCHOOL	ACADEMIC	TECHNICAL	VOCATIONAL	EDUCATION TOTAL	WORK	OTHERS
St Joseph, Blata I-Bajda				0		
Our Lady Immaculate. Hamrun				0		
St Dorothy's, Zebbug				0		
St Monica, B'Kara				0		
St Monica, Gzira	/	/	/	0	/	/
Immaculate Conception, Tarxien				0		
Sacred Heart, St Julian's				0		
St Joseph, Sliema				0		
St Francis Sec. School, Sliema				0		
St Catherine's, Pembroke				0		
TOTAL	0	0	0	0	0	0

MALES

SCHOOL	ACADEMIC	TECHNICAL	VOCATIONAL	EDUCATION TOTAL	WORK	OTHERS
St Albert, Valletta				0		
St Elias College, Sta Venera	1	/	/	1		1
St Augustine, Pieta`	1		/	1	/	1
St Michael's, Qormi	0	0	0	0	/	/
Seminary, Tal-Virtu`		/	/	0	/	
Savio College, Dingli	1		1	2		
St Aloysius, B'Kara				0		
St Paul's, Rabat				0		
Seminary, Gozo				0		
Stella Maris, Gzira	1			0		
De La Salle, Cottonera				0		1
St Edward's College, Cottonera	/	/	/	0	/	/
TOTAL	3	0	1	4	0	3

MIXED

SCHOOL				EDUCATION	WORK	OTHERS
	ACADEMIC	TECHNICAL	VOCATIONAL	TOTAL		
San Anton School				0		
St Martin's College				0		
St Michael Foundation				0		
San Andrea School				0		
TOTAL	0	0	0	0	0	0

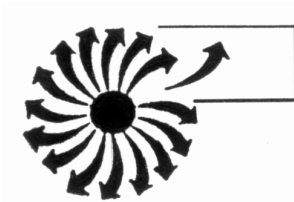
VII.7. OTHER SECONDARY SCHOOLS

FEMALES

SCHOOL				EDUCATION	WORK	OTHERS
	ACADEMIC	TECHNICAL	VOCATIONAL	TOTAL		
Fra Diego Bonanno, Marsa	2	0	0	0	0	1
M'Tereza Nuzzo, Hamrun	/	/	/	0		1
TOTAL	0	0	0	0	0	2

MALES

SCHOOL				EDUCATION	WORK	OTHERS
	ACADEMIC	TECHNICAL	VOCATIONAL	TOTAL		
Furtu Selvatico, Naxxar				0		2
Lorenzo Manche`, Floriana				0		
Gerolamo Cassar, Floriana				0		
St Patrick's Craft Centre				0		
TOTAL	0	0	0	0	0	2



GUIDANCE AND COUNSELLING EDUCATION DIVISION

1st October 2005

Dear Student,

It has now been some months since you have left secondary school. Yet, we are still interested in knowing what you are doing at present, whether in a new course of study or at work. Consequently, it would be greatly appreciated if you could fill in the attached questionnaire and **return it to the Guidance Teacher of your last school.**

We are collecting this data for the compilation of the annual Tracer Study published by the Guidance & Counselling Services. Such a study publishes statistical information regarding the educational/vocational choices of students after Form 5. The Form will be destroyed as soon as data is compiled. No personal data is entered in computer or published.

Should you require any help or information do not hesitate to contact the guidance teacher at school.

Name and Surname

School (2004-2005) Form 5

1. On completion of Form V, what are you doing now? (Put a cross [x] where applicable)

studying at school working at home

2. If studying, where? Please tick as appropriate.

- Gian Frangisk Abela, Junior College, Msida
- Institute of Business & Commerce, Paola (M.C.A.S.T.)
- Private Sixth Form
- Giovanni Curmi Higher Secondary School, Naxxar
- Institute of Information & Communication Technology, Paola (M.C.A.S.T.)
- M'Ang Refalo' Centre for Further Studies, Gozo
- Institute of Electronics Engineering, Paola (M.C.A.S.T.)
- Institute of Mechanical Engineering, Paola (M.C.A.S.T.)
- Institute of Agribusiness, Luqa (M.C.A.S.T.)
- Institute of Maritime Studies, Kalkara (M.C.A.S.T.)
- Institute of Building & Construction Engineering, Naxxar (M.C.A.S.T.)
- M.C.A.S.T. Centre, Gozo.
- Institute of Community Services, Sliema (M.C.A.S.T.)
- Institute of Art & Design, Targa Gap (M.C.A.S.T.)
- Institute of Tourism Studies, St Julian's
- Institute of Health Care, University of Malta, Msida

3. If working, in what job?

4. If neither studying nor working, what are you doing?

Student's Signature: _____

Date: _____

TRACER STUDY 2004-2005

SCHOOL: _____ **STAMP:** _____

Number of students on roll (1-6-2005) _____

A. Students Studying

i. ACADEMIC COURSES at:

Gian Frangisk Abela, Junior College, Msida _____

Institute of Business & Commerce, Paola (M.C.A.S.T.) _____

Private Sixth Form _____

Giovanni Curmi Higher Secondary, Naxxar _____

Institute of Information & Comm Tech., Paola (M.C.A.S.T.) _____

Mikelang Refalo Upper Lyceum, Gozo _____

Total: _____

(Including _____ Special Needs Students)

ii. TECHNICAL COURSES at:

Institute of Electronics Engineering, Paola (M.C.A.S.T.) _____

Institute of Mechanical Engineering, Paola (M.C.A.S.T.) _____

Institute of Agribusiness, Luqa (M.C.A.S.T.) _____

Institute of Maritime Studies, Kalkara (M.C.A.S.T.) _____

Institute of Building & Construction, Naxxar (M.C.A.S.T.) _____

M.C.A.S.T. Centre, Gozo. _____

Total: _____

(Including _____ Special Needs Students)

iii. VOCATIONAL COURSES at:

Institute of Community Services, Sliema (M.C.A.S.T.) _____

Institute of Art & Design, Mosta (M.C.A.S.T.) _____

Institute of Tourism Studies, St Julian's _____

Institute of Health Care (Univ. of Malta), Msida _____

Total: _____

(Including _____ Special Needs Students)

TRACER STUDY 2004-2005

B. Students Working

Job:	Number:
Salesperson/Shop Asst.	_____
Waiter/Waitress	_____
Machine Operator	_____
Labourer	_____
Cleaner	_____
Hairdresser/Beautician	_____
Chambermaid	_____
Mason/Construction	_____
Tile Layer/Plasterer	_____
Clerk/Secretary	_____
_____	_____
_____	_____
_____	_____
_____	_____
_____	_____
_____	_____
_____	_____

Total: _____
(Including _____ Special Needs Students)

C. Other Students

At Home	_____
Emigrated	_____
Registering for Work	_____
Others	_____

Total: _____
(Including _____ Special Needs Students)

Guidance Teacher/s _____ , _____
_____ , _____