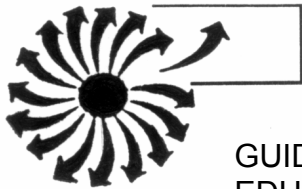


TRACER STUDY 2007 REPORT



GUIDANCE & COUNSELLING SERVICES
EDUCATION DIVISION
1, St. Publius Square
Floriana FRN 1443
MALTA

I. INTRODUCTION

- Explanatory Notes
- Thanks
- Background Information
- Observations

II. NATIONAL TABLES

Page

- Total Students' Options by Sector
- Total Students' Options by Gender
- Total Students' Educational Options
- Total Students' Work Options
- Total Students' Other Options

1
2
3
4
5

III. JUNIOR LYCEUMS

- Total Students' Options
- Students' Educational Options
- Students' Work Options
- Students' Other Options

6
7
8
8

JUNIOR LYCEUM - FEMALES

- Total Students' Options
- Students' Educational Options
- Students' Work Options
- Students' Other Options

9
10
11
12

JUNIOR LYCEUM - MALES

- Total Students' Options
- Students' Educational Options
- Students' Work Options
- Students' Other Options

13
14
15
16

IV. SECONDARY SCHOOLS

- Total Students' Options
- Students' Educational Options
- Students' Work Options
- Students' Other Options

17
18
19
20

SECONDARY SCHOOLS - FEMALES

• Total Students' Options	21	
• Students Educational Options		22
• Students' Work Options		24
• Students' Other Options		25

SECONDARY SCHOOL - MALES

• Total Students Options		26
• Students Educational Options		27
• Students Work Options		29
• Students Other Options		30

V. PRIVATE SCHOOLS

• Total Students' Options		31
• Students' Educational Options	32	
• Students' Work Options		33
• Students Other Options		33

PRIVATE SCHOOLS - FEMALES

• Total Students' Options		34
• Students' Educational Options	35	
• Students' Work Options		37
• Students' Other Options		38

PRIVATE SCHOOLS - MALES

• Total Students' Options		39
• Students' Educational Options	40	
• Students' Work Options		42
• Students Other Options		43

PRIVATE SCHOOLS - MIXED

• Total Students' Options		44
• Students' Educational Options	45	
• Students' Work Options		46
• Students' Other Options		46

VI. SPECIAL NEEDS STUDENTS

• Total Students' Options	47
• Total Students' Options by Gender	48
• Junior Lyceums	49
• Secondary Schools	50
• Private Schools	51

APPENDICES

- Students' Data-Entry Form
- Guidance Teachers' Data Return-Sheet

2. THANKS

2.1 Thanks are due to all Guidance Teachers, Counsellors and Heads of all participating schools.

3. BACKGROUND INFORMATION

3.1 The first National Tracer Study was published in October 1990. Before that various Guidance Teachers had been taking the initiative to find out what became of their students after school leaving age, and held a Tracer Study in their own particular school. In 1990 the Guidance and Counselling Services decided to incorporate the information collected from these different studies so that a national picture could be drawn up identifying national, sectorial, and school trends. All schools were invited to participate. Guidance Teachers were requested to conduct their own Tracer Study in their respective schools and then send in their data to Head Office enabling the National Tracer Study to be compiled annually, so that by comparing the different reports, trends may be easily identified.

3.2 Work on this Tracer Study started in October 2007. Forms were sent out to all Guidance Teachers to hold a Tracer Study in their respective schools. These forms were then sent to all school leavers who were asked to send them back duly filled in to their own schools. The 95% replies gathering the information needed could only have been achieved by sheer hard work on the part of the Guidance Teachers. We thank the guidance teachers for their assiduous work.

4. OBSERVATIONS

4.1 Sectorial and school statistics may be easily analysed and compared after a closer look at the data tabulated below.

4.2 Options Mix

4.2.1 The options mix (Education 76%, Work 13% and Others 11%) in 2007 shows a 2% increase in Education over that of the previous year (Education 74%, Work 13% and Others 13%)

4.2.2

The trends of choices established in the previous Tracer Studies, were again confirmed here. A gradual steady increase in the number of students opting to further their education has levelled out to about 72% in the last four years. Similarly students opting for work on reaching school leaving age has settled down at the 13% mark.

	Education		Work		Others	
	Total	%	Total	%	Total	%
1990	1961	56	1102	31	353	10
1991	2554	63	1081	27	479	10
1992	2653	60	1237	27	599	13
1993	2652	60	1085	25	627	14
1994	2790	61	1292	28	538	12
1995	2734	58	1318	28	643	14
1997	2787	65	861	20	616	15
1998	3189	67	903	19	698	15
1999	3496	66	961	18	845	16
2000	3369	65	957	19	852	17
2001	3392	67	830	17	818	16
2002	3491	69	782	16	774	15
2003	3583	69	737	14	874	17
2004	3727	71	732	14	796	15
2005	3812	72	629	12	883	17
2006	3855	74	668	13	699	13
2007	3886	76	651	13	547	11

Options by Gender.

4.3.1 Results from previous tracer studies up to 1995 showed that usually more male than female students opted to continue their education. However, this trend was reversed in 1997 when 1560 females and 1168 males opted for post-secondary courses. Numberwise, this 2007 report shows more females than male students opting to continue their education after Form 5. Similarly, percentagewise females (at 82%) outweigh males (at 70%) in opting to continue with their schooling after Form 5.

	1990		1991		1992		1993		1994		1995		1997		1998		1999	
	Tot.	%	Tot.	%	Tot.	%	Tot.	%	Tot.	%	Tot.	%	Tot.	%	Tot.	%	Tot.	%
MALES	1027	52	1435	57	1417	65	1461	67	1498	67	1485	63	1168	60	1497	65	1706	65
FEMALES	934	48	1108	43	1205	55	1165	56	1256	56	1206	52	1560	69	1671	68	1708	66
MIXED					31	22	26	30	36	25	47	39	59	69	78	94	82	80
TOTALS	1961		2443		2653	59	2652	61	2790	61	2734	58	2787	65	3246	67	3496	66

	2000		2001		2002		2003		2004		2005		2006		2007	
	Tot.	%	Tot.	%	Tot.	%	Tot.	%	Tot.	%	Tot.	%	Tot.	%	Tot.	%
MALES	1616	62	1580	65	1658	64	1598	64	1701	67	1726	69	1756	71	1699	70
FEMALES	1634	67	1674	67	1678	74	1769	71	1789	72	1824	71	1797	74	1854	80
MIXED	119	83	138	91	155	88	216	97	237	90	262	93	302	97	333	97
TOTALS	3369	65	3392	67	3491	69	3583	69	3727	71	3812	72	3855	74	3886	76

4.3.2 When comparing the choices of male and female students it is more accurate to look at percentages rather than numbers because of the different school populations. While 91% of girls in Junior Lyceums opted for post-secondary education, only 83% of boys in Junior Lyceums continued with further studies.

4.3.3 On the other hand, while the number of girls in secondary schools choosing to attend post-secondary schools, (at 203), equals that for boys (at 209), percentagewise (at 38%) females in secondary schools outweighs that for males (at 28%) in secondary schools.

4.3.4 Post Secondary courses.

Table II.3 shows that 81% of the students opting for Post Secondary Courses chose the academic stream joining courses at the Junior College, the Institute of Business & Commerce, Giovanni Curmi Higher Secondary, the Institute of Information & Communication, M.A.Refalo Complex, and Private Sixth Forms. Only 10% of the students opted to join the technical stream, while 9 % chose vocational courses.

4.3.5 Work Options

A total of 665 students opted to start work on completing their Secondary School Education. This represents 11% of the female and 17% of the male secondary school population.

Similar to previous Tracer Studies the majority of school leavers opting for work found jobs as salespersons / shop assistants (147 students), waitresses / waiters (95), labourers (67) and machine operators (62) and. A considerable number are working as cleaners and masons/construction (34 in each type). It is interesting to note a repetition of the pattern found in previous Tracer Studies.

4.3.6 “Other” Options

A total of 560 students (11%) stated they were neither following a post-secondary course nor working. This represents a decrease from that of the previous year at 699 students, i.e. 13%.

4.4 Options Mix by Sector.

There is a very big variation between the choices of students from the different sectors. A good number of students from Junior Lyceums and Private Schools opted for post-secondary courses (87% of the Junior Lyceum students and 94% of students from Private Schools), while only 32% of the students from Secondary Schools made the same choice. This is counter-balanced when we look at the work options: 7% of Junior Lyceum students and 3% of Private School students against 38% of secondary school students found work on leaving school after completing Form V. This pattern is repeated when we consider the 'Others' options.

5.1 Special Needs Students.

This section is included by way of an addendum since the data tabulated here is already included in the other sections forming the main body of this report. We should also note that the students considered are those included in mainstream classes in normal schools, and in no way considers those attending special schools.

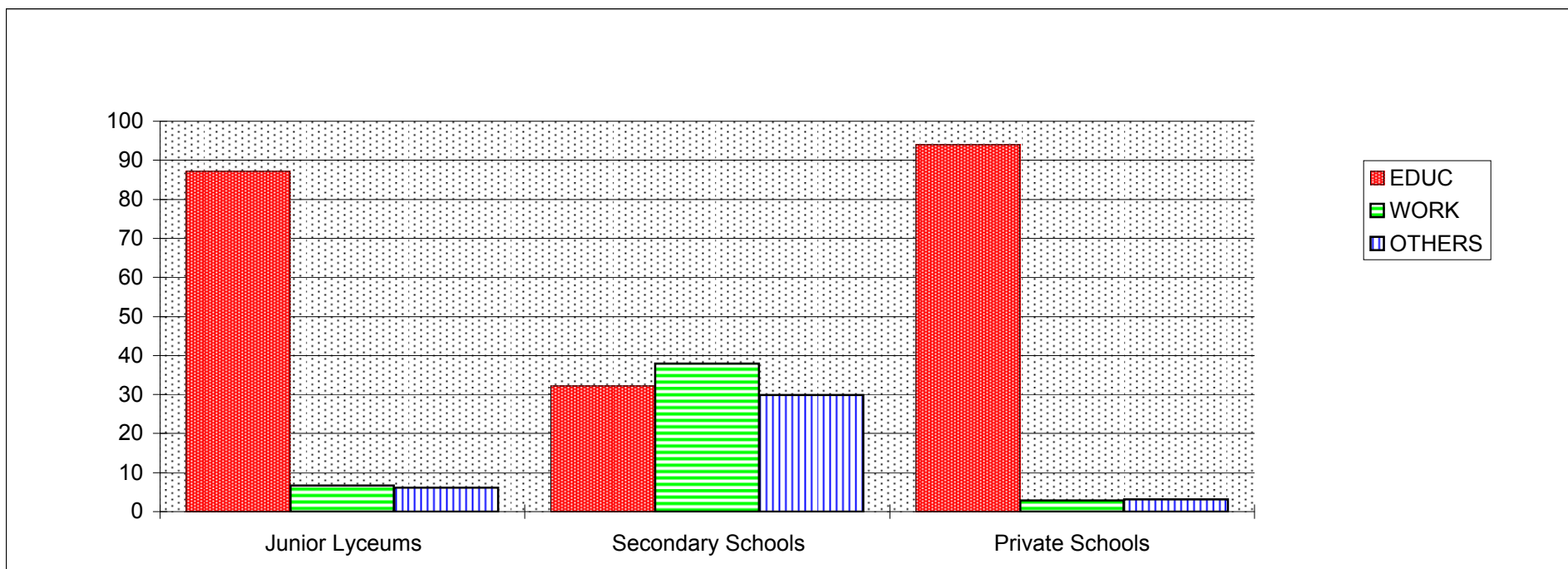
No special needs students were reported in the Junior Lyceums. The Private Schools sector accounted for more than three quarters of the total of special needs students (35 students out of a total of 51). This is in line with that reported in the previous year where there were 32 special needs students out of a total of 59 attending Private Schools. More than one quarter of the total number of special needs students attended Secondary Schools.

With regards to gender mix, there were more males (33) than females (11). The number of special needs students who continued with further education was four times greater for males (16) than females (4).

II. NATIONAL TABLES

II.1. TOTAL STUDENTS OPTIONS BY SECTOR

SECTOR	POPULATION	REPLIES		EDUCATION		WORK		OTHERS	
		TOT	%	TOT	%	TOT	%	TOT	%
Junior Lyceums	1931	1902	98.5	1659	87.2	126	6.6	117	6.2
Secondary Schools	1469	1278	87.0	412	32.2	484	37.9	382	29.9
Private Schools	1972	1931	97.9	1815	94.0	55	2.8	61	3.2
TOTAL	5372	5111	95.1	3886	76.0	665	13.0	560	11.0



II.2. TOTAL STUDENTS' OPTIONS BY GENDER

FEMALES

SECTOR	POPULATION	REPLIES		EDUCATION		WORK		OTHERS	
		TOT	%	TOT	%	TOT	%	TOT	%
Junior Lyceums	1133	1104	97.4	999	90.5	56	5.1	49	4.4
Secondary Schools	646	530	82.0	203	38.3	165	31.1	162	30.6
Private Schools	750	714	95.2	652	91.3	36	5.0	26	3.6
TOTAL	2529	2348	92.8	1854	79.0	257	10.9	237	10.1

MALES

SECTOR	POPULATION	REPLIES		EDUCATION		WORK		OTHERS	
		TOT	%	TOT	%	TOT	%	TOT	%
Junior Lyceums	798	798	100.0	660	82.7	70	8.8	68	8.5
Secondary Schools	823	748	90.9	209	27.9	319	42.6	220	29.4
Private Schools	879	874	99.4	830	95.0	17	1.9	27	3.1
TOTAL	2500	2420	96.8	1699	70.2	406	16.8	315	13.0

MIXED

SECTOR	POPULATION	REPLIES		EDUCATION		WORK		OTHERS	
		TOT	%	TOT	%	TOT	%	TOT	%
Private Schools Mixed	343	343	100	333	97.1	2	0.6	8	2.3

II.3. TOTAL STUDENTS' EDUCATIONAL OPTIONS

ACADEMIC

SECTOR	EDUCATION REPLIES	JUNIOR COLLEGE		BUSINESS & COMMERCE		PRIVATE SIXTH FORM		HIGHER SECONDARY		INFORMATION & COMMUNICATION		M'ANG REFALO		TOTAL	
		TOT	%	TOT	%	TOT	%	TOT	%	TOT	%	TOT	%	TOT	%
Junior Lyceums	1659	672	40.5	77	4.6	50	3.0	235	14.2	120	7.2	156	9.4	1310	79.0
Secondary Schools	412	8	1.9	19	4.6	3	0.7	121	29.4	38	9.2	9	2.2	198	48.1
Private Schools	1815	782	43.1	71	3.9	364	20.1	287	15.8	72	4.0	50	2.8	1626	89.6
TOTAL	3886	1462	37.6	167	4.3	417	10.7	643	16.5	230	5.9	215	5.5	3134	80.6

TECHNICAL

SECTOR	EDUCATION REPLIES	ELECTRONICS ENGINEERING		MECHANICAL ENGINEERING		AGRI- BUSINESS		MARITIME STUDIES		BUILDING & CONSTRUCTION		MCAST GOZO		TOTAL	
		TOT	%	TOT	%	TOT	%	TOT	%	TOT	%	TOT	%	TOT	%
Junior Lyceums	1659	54	3.3	73	4.4	7	0.4	10	0.6	26	1.6	24	1.4	194	11.7
Secondary Schools	412	21	5.1	11	2.7	12	2.9	0	0.0	49	11.9	20	4.9	113	27.4
Private Schools	1815	23	1.3	48	2.6	4	0.2	4	0.2	13	0.7	0	0.0	92	5.1
TOTAL	3886	98	2.5	132	3.4	23	0.6	14	0.4	88	2.3	44	1.1	399	10.3

VOCATIONAL

SECTOR	EDUCATION REPLIES	COMMUNITY SERVICES		ART AND DESIGN		TOURISM STUDIES		HEALTH CARE		TOTAL	
		TOT	%	TOT	%	TOT	%	TOT	%	TOT	%
Junior Lyceums	1659	83	5.0	31	1.9	40	2.4	1	0.1	155	9.3
Secondary Schools	412	43	10.4	22	5.3	36	8.7	0	0.0	101	24.5
Private Schools	1815	37	2.0	28	1.5	24	1.3	3	0.2	92	5.1
TOTAL	3886	163	4.2	81	2.1	100	2.6	4	0.1	348	9.0

II.4. TOTAL STUDENTS WORK OPTIONS

WORK	JUNIOR LYCEUMS	SECONDARY SCHOOLS	PRIVATE SCHOOLS	TOTAL	%
Salesperson/Shop Asst.	33	96	18	147	22.1
Waitress/Waiter	20	63	12	95	14.3
Labourer	11	56		67	10.1
Machine Operator	13	49		62	9.3
Cleaner	3	31	1	35	5.3
Mason/Construction	4	29	1	34	5.1
Caterer/Confectioner	8	21		29	4.4
Hairdresser/Beautician	3	14	5	22	3.3
Tile Layer/Plasterer	3	15		18	2.7
Chambermaid	3	12		15	2.3
Dishwasher/Kitchen Hand		8	2	10	1.5
Barman		9		9	1.4
Clerk/Secretary	5	2	2	9	1.4
Carpenter		7		7	1.1
Farmer		7		7	1.1
Chef	1	2	2	5	0.8
Electrician/ Plumber		5		5	0.8
Fisherman		5		5	0.8
Laundry attendant	1	4		5	0.8
Panel Beater/Sprayer	1	4		5	0.8
Handyman		4		4	0.6
Transporter/Delivery man		4		4	0.6
Cashier		2	1	3	0.5
Mechanic		3		3	0.5
Store Keeper	2	1		3	0.5

Please note that the jobs listed here are the students' perception of the job they were in. (Please refer to question 3 in Students' Data Entry-Form, given in Appendices). It doesn't reflect in any way on their being qualified or otherwise for the job.

Car Wash attendant	1	1		2	0.3
Hawker		2		2	0.3
Petrol Station Attendant		2		2	0.3
Upholsterer		2		2	0.3
Air conditioning Technician		1		1	0.2
Baby Sitter		1		1	0.2
Basketball player		1		1	0.2
Bus Dispatcher		1		1	0.2
Camera Man	1			1	0.2
Care Worker		1		1	0.2
Facilitator	1			1	0.2
Footballer		1		1	0.2
Gardener		1		1	0.2
Horse handler		1		1	0.2
Printer		1		1	0.2
Receptionist		1		1	0.2
Sacristan	1			1	0.2
Supervisor		1		1	0.2
Tyre servicing attendant		1		1	0.2
Unspecified	11	12	11	34	5.1
TOTAL	126	484	55	665	100

II.5. TOTAL STUDENTS "OTHER" OPTIONS

OPTION	JUNIOR LYCEUMS	SECONDARY SCHOOLS	PRIVATE SCHOOLS	TOTAL	%
At home	65	225	23	313	55.9
Emigrated	5	3	19	27	4.8
Registering for work	23	123	5	151	27.0
Others	24	31	14	69	12.3
TOTAL	117	382	61	560	100

III. JUNIOR LYCEUMS

III.1.1 TOTAL STUDENTS' OPTIONS

CATEGORY	POPULATION	REPLIES		EDUCATION		WORK		OTHERS	
		TOT	%	TOT	%	TOT	%	TOT	%
FEMALES	1133	1104	97.4	999	90.5	56	5.1	49	4.4
MALES	798	798	100	660	82.7	70	8.8	68	8.5
TOTAL	1931	1902	98.5	1659	87.2	126	6.6	117	6.2



III.1.2. STUDENTS' EDUCATIONAL OPTIONS

ACADEMIC

CATEGORY	EDUCATION REPLIES	JUNIOR COLLEGE		BUSINESS & COMMERCE		PRIVATE SIXTH FORM		HIGHER SECONDARY		INFORMATION & COMMUNICATION		M'ANG REFALO		TOTAL	
		TOT	%	TOT	%	TOT	%	TOT	%	TOT	%	TOT	%	TOT	%
FEMALES	999	488	48.8	55	5.5	43	4.3	152	15.2	25	2.5	111	11.1	874	87.5
MALES	660	184	27.9	22	3.3	7	1.1	83	12.6	95	14.4	45	6.8	436	66.1
TOTAL	1659	672	40.5	77	4.6	50	3.0	235	14.2	120	7.2	156	9.4	1310	79.0

TECHNICAL

	EDUCATION REPLIES	ELECTRONICS ENGINEERING		MECHANICAL ENGINEERING		AGRI- BUSINESS		MARITIME STUDIES		BUILDING & CONSTRUCTION		MCAST GOZO		TOTAL	
		TOT	%	TOT	%	TOT	%	TOT	%	TOT	%	TOT	%	TOT	%
FEMALES	999	1	0.1	1	0.1	2	0.2	4	0.4	3	0.3	10	1.0	21	2.1
MALES	660	53	8.0	72	10.9	5	0.8	6	0.9	23	3.5	14	2.1	173	26.2
TOTAL	1659	54	3.3	73	4.4	7	0.4	10	0.6	26	1.6	24	1.4	194	11.7

VOCATIONAL

	EDUCATION REPLIES	COMMUNITY SERVICES		ART AND DESIGN		TOURISM STUDIES		HEALTH CARE		TOTAL	
		TOT	%	TOT	%	TOT	%	TOT	%	TOT	%
FEMALES	999	80	8.0	13	1.3	11	1.1	0	0.0	104	10.4
MALES	660	3	0.5	18	2.7	29	4.4	1	0.2	51	7.7
TOTAL	1659	83	5.0	31	1.9	40	2.4	1	0.1	155	9.3

III.1.3. STUDENTS' WORK OPTIONS

	FEMALES	MALES	TOTAL	%
Salesperson/Shop Asst.	23	10	33	26.2
Waitress/Waiter	8	12	20	15.9
Machine Operator	2	11	13	10.3
Labourer		11	11	8.7
Caterer/Confectioner		8	8	6.3
Clerk	5		5	4.0
Mason/Construction		4	4	3.2
Chambermaid	3		3	2.4
Tile Layer/Plasterer		3	3	2.4
Cleaner	1	2	3	2.4
Hairdresser/Beautician	3		3	2.4
Store Keeper		2	2	1.6
Camera Man		1	1	0.8
Car Wash attendant		1	1	0.8
Chef	1		1	0.8
Facilitator	1		1	0.8
Laundry attendant		1	1	0.8
Panel Beater		1	1	0.8
Sacristan		1	1	0.8
Unspecified	9	2	11	8.7
TOTAL	56	70	126	100

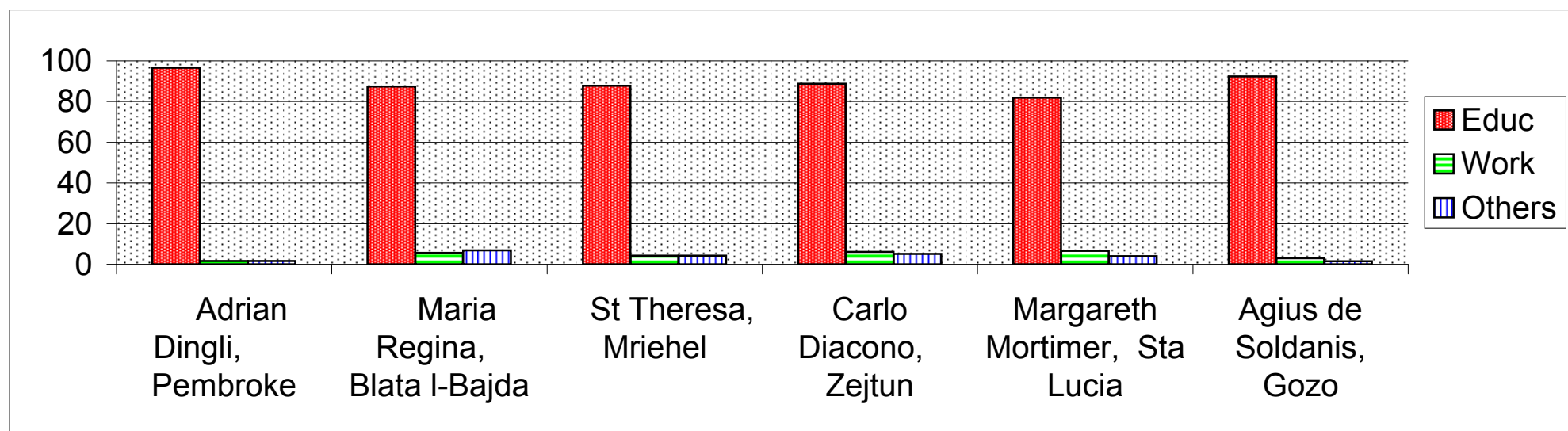
III.1.4. STUDENTS' "OTHER" OPTIONS

	FEMALES	MALES	TOTAL	%
At home	37	28	65	55.6
Emigrated	3	2	5	4.3
Registering for Work	4	19	23	19.7
Others	5	19	24	20.5
TOTAL	49	68	117	100

III.2. JUNIOR LYCEUMS - FEMALES

III.2.1. TOTAL STUDENTS' OPTIONS

SCHOOL	POPULATION	REPLIES		EDUCATION		WORK		OTHERS	
		TOT	%	TOT	%	TOT	%	TOT	%
Adrian Dingli, Pembroke	120	120	100	116	96.7	2	1.7	2	1.7
Maria Regina, Blata I-Bajda	247	247	100	216	87.4	14	5.7	17	6.9
St Theresa, Mrieħel	213	205	96.2	187	87.8	9	4.2	9	4.2
Carlo Diacono, Żejtun	195	195	100	173	88.7	12	6.2	10	5.1
Margareth Mortimer, Sta Luċia	226	209	92.5	185	81.9	15	6.6	9	4.0
Agius de Soldanis, Gozo	132	128	97	122	92.4	4	3.0	2	1.5
TOTAL	1133	1104	97.4	999	90.5	56	5.1	49	4.4



III.2.2. STUDENTS' EDUCATIONAL OPTIONS

ACADEMIC

SCHOOL	EDUCATION REPLIES	JUNIOR COLLEGE		BUSINESS & COMMERCE		PRIVATE SIXTH FORM		HIGHER SECONDARY		INFORMATION & COMMUNICATION		M'ANG REFALO		TOTAL	
		TOT	%	TOT	%	TOT	%	TOT	%	TOT	%	TOT	%	TOT	%
Adrian Dingli, Pembroke	116	56	48.3	4	3.4	4	3.4	41	35.3	4	3.4		0.0	109	94.0
Maria Reġina, Blata I-Bajda	216	122	56.5	8	3.7	16	7.4	41	19.0	5	2.3		0.0	192	88.9
St Theresa, Mrieħel	187	112	59.9	6	3.2	9	4.8	27	14.4	5	2.7		0.0	159	85.0
Carlo Diacono, Żejtun	173	95	54.9	21	12.1	10	5.8	22	12.7	5	2.9		0.0	153	88.4
Margareth Mortimer, Sta Luċia	185	103	55.7	16	8.6	3	1.6	21	11.4	6	3.2		0.0	149	80.5
Aġius de Soldanis, Gozo	122		0.0		0.0	1	0.8		0.0		0.0	111	91.0	112	91.8
TOTAL	999	488	48.8	55	5.5	43	4.3	152	15.2	25	2.5	111	11.1	874	87.5

TECHNICAL

SCHOOL	EDUCATION REPLIES	ELECTRONICS ENGINEERING		MECHANICAL ENGINEERING		AGRI- BUSINESS		MARITIME STUDIES		BUILDING & CONSTRUCTION		MCAST GOZO		TOTAL	
		TOT	%	TOT	%	TOT	%	TOT	%	TOT	%	TOT	%	TOT	%
Adrian Dingli, Pembroke	116		0.0		0.0		0.0		0.0		0.0		0.0	0	0.0
Maria Reġina, Blata I-Bajda	216		0.0		0.0	1	0.5	1	0.5		0.0		0.0	2	0.9
St Theresa, Mrieħel	187		0.0		0.0	1	0.5		0.0	2	1.1		0.0	3	1.6
Carlo Diacono, Żejtun	173	1	0.6		0.0		0.0	3	1.7	1	0.6		0.0	5	2.9
Margareth Mortimer, Sta Luċia	185		0.0	1	0.5		0.0		0.0		0.0		0.0	1	0.5
Aġius de Soldanis, Gozo	122		0.0		0.0		0.0		0.0		0.0	10	8.2	10	8.2
TOTAL	999	1	0.1	1	0.1	2	0.2	4	0.4	3	0.3	10	1.0	21	2.1

VOCATIONAL

SCHOOL	EDUCATION REPLIES	COMMUNITY SERVICES		ART AND DESIGN		TOURISM STUDIES		HEALTH CARE		TOTAL	
		TOT	%	TOT	%	TOT	%	TOT	%	TOT	%
Adrian Dingli, Pembroke	116	3	2.6		0.0	4	3.4		0.0	7	6.0
Maria Reġina, Blata I-Bajda	216	17	7.9	4	1.9	1	0.5		0.0	22	10.2
St Theresa, Mrieħel	187	19	10.2	4	2.1	2	1.1		0.0	25	13.4
Carlo Diacono, Żejtun	173	11	6.4	3	1.7	1	0.6		0.0	15	8.7
Margareth Mortimer, Sta Luċia	185	30	16.2	2	1.1	3	1.6		0.0	35	18.9
Aġius de Soldanis, Gozo	122		0.0		0.0		0.0		0.0	0	0.0
TOTAL	999	80	8.0	13	1.3	11	1.1	0	0.0	104	10.4

III.2.2.3. STUDENTS' WORK OPTIONS

WORK	SIR ADRIAN DINGLI	MARIA REGINA	ST THERESA	CARLO DIACONO	MARGARETH MORTIME	AGIUS DE SOLDANIS	TOTAL	%
<i>Salesperson/Shop Asst.</i>		5	2	6	9	1	23	41.1
<i>Waitress</i>	2	2	1		2	1	8	14.3
<i>Clerk</i>		2		2	1		5	8.9
<i>Chambermaid</i>					1	2	3	5.4
<i>Hairdresser/Beautician</i>			1	2			3	5.4
<i>Machine Operator</i>				1	1		2	3.6
<i>Chef</i>				1			1	1.8
<i>Cleaner</i>			1				1	1.8
<i>Facilitator</i>					1		1	1.8
<i>Unspecified</i>		5	4				9	16.1
TOTAL	2	14	9	12	15	4	56	100

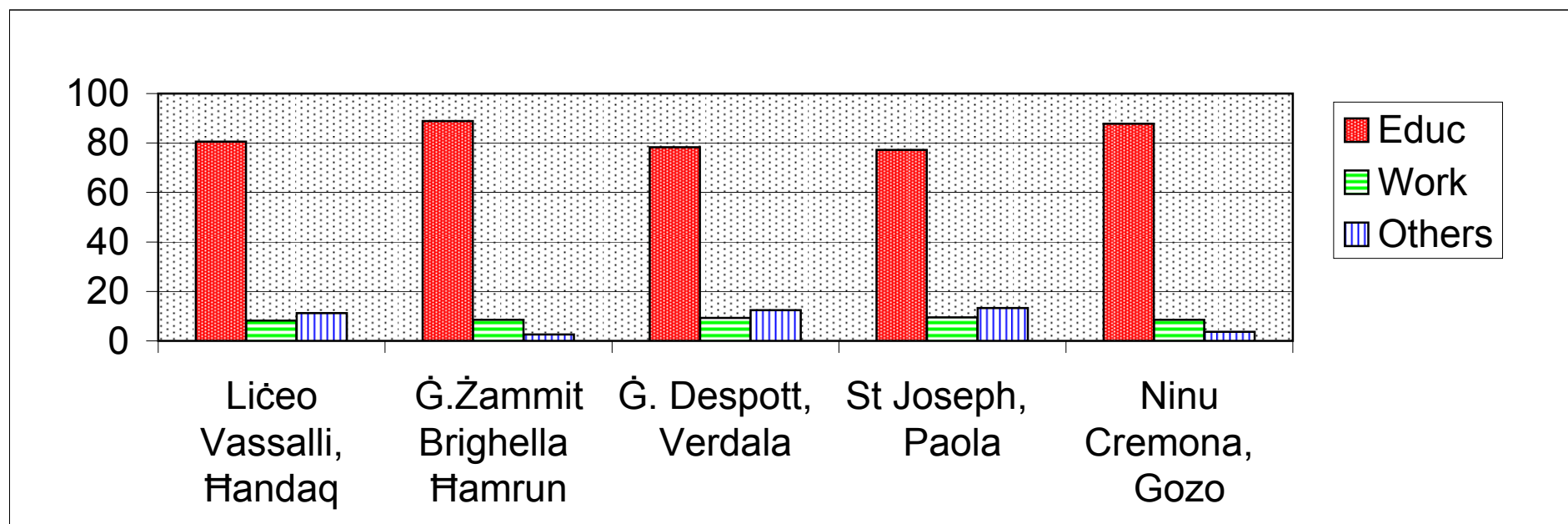
III.2.2.4. STUDENTS' OTHER OPTIONS

OPTION	SIR ADRIAN DINGLI	MARIA REGINA	ST THERESA	CARLO DIACONO	MARGARETH MORTIMER	AGIUS DE SOLDANIS	TOTAL	%
At home	1	15	9	5	6	1	37	75.5
Emigrated	1	1				1	3	6.1
Registering for Work		1			3		4	8.2
Others				5			5	10.2
TOTAL	2	17	9	10	9	2	49	100

III.3. JUNIOR LYCEUMS - MALES

III.3.1. TOTAL STUDENTS' OPTIONS

SCHOOL	POPULATION	REPLIES		EDUCATION		WORK		OTHERS	
		TOT	%	TOT	%	TOT	%	TOT	%
Liċeo Vassalli, Handaq	195	195	100	157	80.5	16	8.2	22	11.3
Ġ. Żammit Brighella, Hamrun	234	234	100	208	88.9	20	8.5	6	2.6
Ġ. Despott, Verdala	129	129	100	101	78.3	12	9.3	16	12.4
St Joseph, Paola	158	158	100	122	77.2	15	9.5	21	13.3
Ninu Cremona, Gozo	82	82	100	72	87.8	7	8.5	3	3.7
TOTAL	798	798	100	660	82.7	70	8.8	68	8.5



III.3.2. STUDENTS' EDUCATIONAL OPTIONS

ACADEMIC

SCHOOL	EDUCATION REPLIES	JUNIOR COLLEGE		BUSINESS & COMMERCE		PRIVATE SIXTH FORM		HIGHER SECONDARY		INFORMATION & COMMUNICATION		M'ANG REFALO		TOTAL	
		TOT	%	TOT	%	TOT	%	TOT	%	TOT	%	TOT	%	TOT	%
Liceo Vassalli, Handaq	157	55	35.0		0.0	2	1.3	28	17.8	13	8.3		0.0	98	62.4
Ġ. Zammit Brighella, Hamrun	208	65	31.3	5	2.4	3	1.4	39	18.8	40	19.2		0.0	152	73.1
Ġ. Despott, Verdala	101	32	31.7	6	5.9	2	2.0	10	9.9	15	14.9		0.0	65	64.4
St Joseph, Paola	122	31	25.4	11	9.0		0.0	6	4.9	25	20.5		0.0	73	59.8
Ninu Cremona, Gozo	72	1	1.4		0.0		0.0		0.0	2	2.8	45	62.5	48	66.7
TOTAL	660	184	27.9	22	3.3	7	1.1	83	12.6	95	14.4	45	6.8	436	66.1

TECHNICAL

SCHOOL	EDUCATION REPLIES	ELECTRONICS ENGINEERING		MECHANICAL ENGINEERING		AGRI- BUSINESS		MARITIME STUDIES		BUILDING & CONSTRUCTION		MCAST GOZO		TOTAL	
		TOT	%	TOT	%	TOT	%	TOT	%	TOT	%	TOT	%	TOT	%
Liceo Vassalli, Handaq	157	11	7.0	21	13.4	3	1.9	2	1.3	13	8.3		0.0	50	31.8
Ġ. Zammit Brighella, Hamrun	208	20	9.6	15	7.2	1	0.5		0.0		0.0		0.0	36	17.3
Ġ. Despott, Verdala	101	7	6.9	13	12.9	1	1.0	3	3.0	7	6.9		0.0	31	30.7
St Joseph, Paola	122	15	12.3	17	13.9		0.0	1	0.8	3	2.5		0.0	36	29.5
Ninu Cremona, Gozo	72		0.0	6	8.3		0.0		0.0		0.0	14	19.4	20	27.8
TOTAL	660	53	8.0	72	10.9	5	0.8	6	0.9	23	3.5	14	2.1	173	26.2

VOCATIONAL

SCHOOL	EDUCATION REPLIES	COMMUNITY SERVICES		ART AND DESIGN		TOURISM STUDIES		HEALTH CARE		TOTAL	
		TOT	%	TOT	%	TOT	%	TOT	%	TOT	%
Liceo Vassalli, Handaq	157	1	0.6	5	3.2	3	1.9		0.0	9	5.7
Ġ. Zammit Brighella, Hamrun	208		0.0	7	3.4	13	6.3		0.0	20	9.6
Ġ. Despott, Verdala	101		0.0	3	3.0	2	2.0		0.0	5	5.0
St Joseph, Paola	122	2	1.6	3	2.5	7	5.7	1	0.8	13	10.7
Ninu Cremona, Gozo	72		0.0		0.0	4	5.6		0.0	4	5.6
TOTAL	660	3	0.5	18	2.7	29	4.4	1	0.2	51	7.7

III.3.3. STUDENTS' WORK OPTIONS

WORK	LÍCEO VASSALLI	DUN ĠUŽEPP ŻAMMIT	ĠUŽEPPI DESPOTT	ST JOSEPH	NINU CREMONA	TOTAL	%
<i>Waiter</i>	1	7		4		12	17.1
<i>Labourer</i>	1	1	3	3	3	11	15.7
<i>Machine Operator</i>	2	2	6	1		11	15.7
<i>Salesperson/Shop Asst.</i>	3	5	1	1		10	14.3
<i>Caterer/Confectioner</i>	3	1	1	3		8	11.4
<i>Mason/Construction</i>	1	1		1	1	4	5.7
<i>Tile Layer/Plasterer</i>	1			2		3	4.3
<i>Cleaner</i>	1	1				2	2.9
<i>Store Keeper</i>		2				2	2.9
<i>Camera Man</i>			1			1	1.4
<i>Car Wash attendant</i>	1					1	1.4
<i>Laundry attendant</i>	1					1	1.4
<i>Panel Beater</i>	1					1	1.4
<i>Sacristan</i>					1	1	1.4
<i>Unspecified</i>					2	2	2.9
TOTAL	16	20	12	15	7	70	100

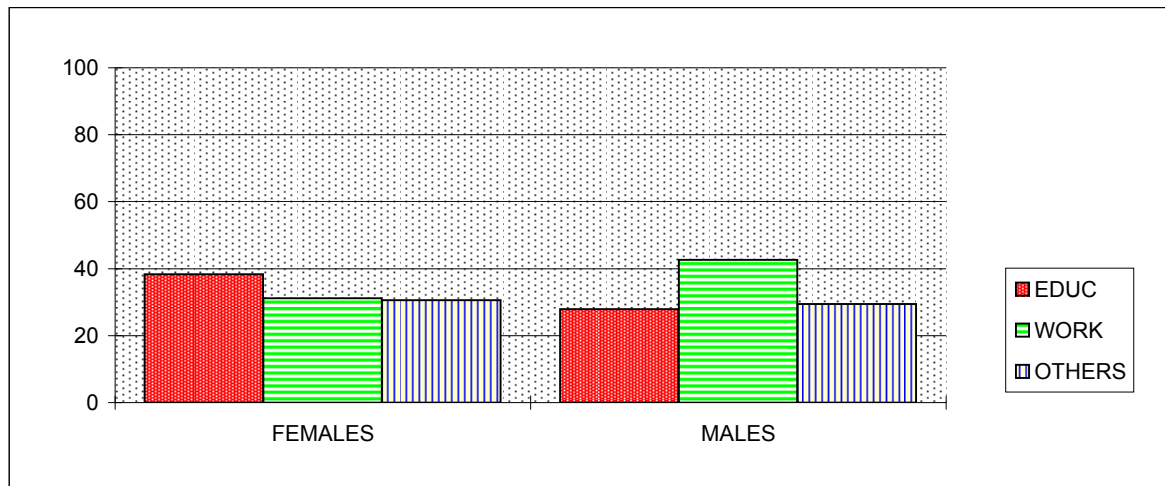
III.3.4. STUDENTS' "OTHER" OPTIONS

OPTION	LIĊEO VASSALLI	DUN ĠUŽEPP ŻAMMIT	ĠUŽEPI DESPOTT	ST JOSEPH	NINU CREMONA	TOTAL	%
At home	9	3	1	14	1	28	41.2
Emigrated	1			1		2	2.9
Registering for Work	1	3	9	6		19	27.9
Others	11		6		2	19	27.9
TOTAL	22	6	16	21	3	68	100

IV. SECONDARY SCHOOLS

IV.1.1. TOTAL STUDENTS' OPTIONS

	POPULATION	REPLIES		EDUCATION		WORK		OTHERS	
		TOT	%	TOT	%	TOT	%	TOT	%
FEMALES	646	530	82.0	203	38.3	165	31.1	162	30.6
MALES	823	748	90.9	209	27.9	319	42.6	220	29.4
TOTAL	1469	1278	87.0	412	32.2	484	37.9	382	29.9



IV.1.2. STUDENTS' EDUCATIONAL OPTIONS

ACADEMIC

	EDUCATION REPLIES	JUNIOR COLLEGE		BUSINESS & COMMERCE		PRIVATE SIXTH FORM		HIGHER SECONDARY		INFORMATION & COMMUNICATION		M'ANG REFALO		TOTAL	
		TOT	%	TOT	%	TOT	%	TOT	%	TOT	%	TOT	%	TOT	%
FEMALES	203	7	3.4	17	8.4	1	0.5	84	41.4	7	3.4	5	2.5	121	59.6
MALES	209	1	0.5	2	1.0	2	1.0	37	17.7	31	14.8	4	1.9	77	36.8
TOTAL	412	8	1.9	19	4.6	3	0.7	121	29.4	38	9.2	9	2.2	198	48.1

TECHNICAL

	EDUCATION REPLIES	ELECTRONICS ENGINEERING		MECHANICAL ENGINEERING		AGRI- BUSINESS		MARITIME STUDIES		BUILDING & CONSTRUCTION		MCAST GOZO		TOTAL	
		TOT	%	TOT	%	TOT	%	TOT	%	TOT	%	TOT	%	TOT	%
FEMALES	203	1	0.5	0	0.0	3	1.5	0	0.0	0	0.0	10	4.9	14	6.9
MALES	209	20	9.6	11	5.3	9	4.3	0	0.0	49	23.4	10	4.8	99	47.4
TOTAL	412	21	5.1	11	2.7	12	2.9	0	0.0	49	11.9	20	4.9	113	27.4

VOCATIONAL

	EDUCATION REPLIES	COMMUNITY SERVICES		ART AND DESIGN		TOURISM STUDIES		HEALTH CARE		TOTAL	
		TOT	%	TOT	%	TOT	%	TOT	%	TOT	%
FEMALES	203	38	18.7	10	4.9	20	9.9	0	0.0	68	33.5
MALES	209	5	2.4	12	5.7	16	7.7	0	0.0	33	15.8
TOTAL	412	43	10.4	22	5.3	36	8.7	0	0.0	101	24.5

IV.1.3. STUDENTS' WORK OPTIONS

WORK	FEMALES	MALES	TOTAL	%
Salesperson/Shop Asst.	56	40	96	19.8
Waitress/Waiter	27	36	63	13.0
Labourer	1	55	56	11.6
Machine Operator	27	22	49	10.1
Cleaner	18	13	31	6.4
Mason/Construction	1	28	29	6.0
Caterer/Confectioner	2	19	21	4.3
Tile Layer/Plasterer		15	15	3.1
Hairdresser/Beautician	11	3	14	2.9
Chambermaid	12		12	2.5
Barman		9	9	1.9
Dishwasher/Kitchen Hand	1	7	8	1.7
Carpenter		7	7	1.4
Farmer		7	7	1.4
Electrician/Plumber		5	5	1.0
Fisherman		5	5	1.0
Handyman		4	4	0.8
Laundry Attendant		4	4	0.8
Sheet metal/Sprayer		4	4	0.8
Transporter/Delivery man		4	4	0.8
Mechanic		3	3	0.6
Cashier	2		2	0.4
Chef		2	2	0.4
Hawker		2	2	0.4
Petrol Station Attendant		2	2	0.4
Secretary/Clerk	2		2	0.4
Upholsterer	1	1	2	0.4
Air conditioning Technician		1	1	0.2
Baby Sitter	1		1	0.2
Basketball player		1	1	0.2
Bus Dispatcher		1	1	0.2
Car Wash Attendant		1	1	0.2
Care Worker	1		1	0.2
Footballer		1	1	0.2
Gardener		1	1	0.2
Horse handler		1	1	0.2
Printer	1		1	0.2
Receptionist	1		1	0.2
Store Keeper		1	1	0.2
Supervisor		1	1	0.2
Tyre servicing attendant		1	1	0.2
Unspecified		12	12	2.5
TOTAL	165	319	484	100

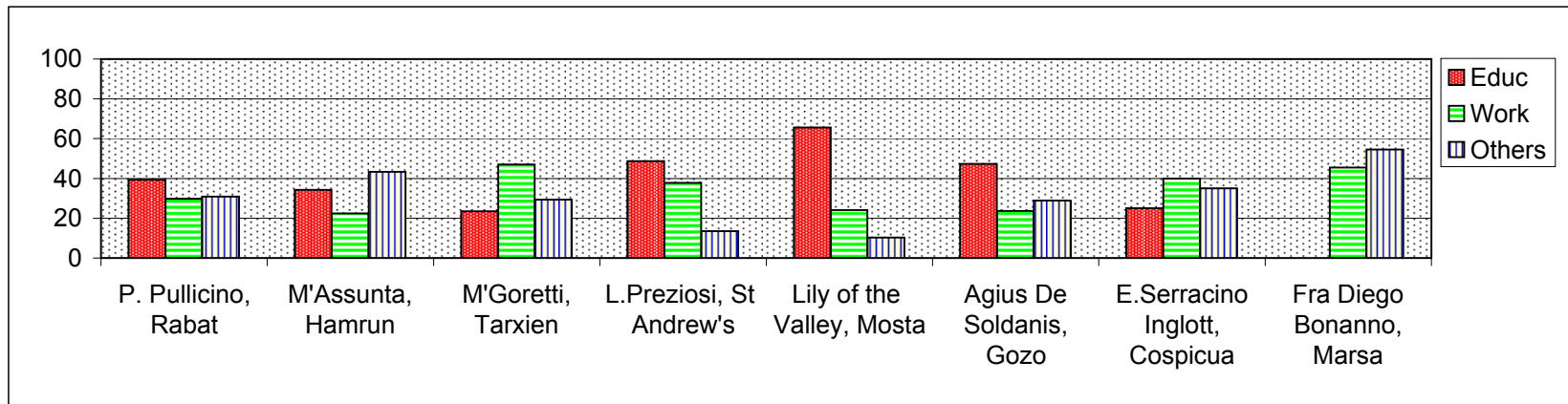
IV.1.4. STUDENTS' "OTHER" OPTIONS

OPTION	FEMALES	MALES	TOTAL	%
At home	111	114	225	58.9
Emigrated	2	1	3	0.8
Registering for work	40	83	123	32.2
Others	9	22	31	8.1
TOTAL	162	220	382	100

IV.2. SECONDARY SCHOOLS - FEMALES

IV.2.1. TOTAL STUDENTS - OPTIONS

SCHOOL	POPULATION	REPLIES		EDUCATION		WORK		OTHERS	
		TOT	%	TOT	%	TOT	%	TOT	%
P. Pullicino, Rabat	97	84	86.6	33	39.3	25	29.8	26	31.0
M'Assunta, Hamrun	178	134	75.3	46	34.3	30	22.4	58	43.3
M'Goretti, Tarxien	79	68	86.1	16	23.5	32	47.1	20	29.4
L.Preziosi, St Andrew's	45	37	82.2	18	48.6	14	37.8	5	13.5
Lily of the Valley, Mosta	124	87	70.2	57	65.5	21	24.1	9	10.3
Agius De Soldanis, Gozo	38	38	100	18	47.4	9	23.7	11	28.9
E.Serracino Inglott, Cospicua	63	60	95.2	15	25.0	24	40.0	21	35.0
Fra Diego Bonanno, Marsa	22	22	100	0	0.0	10	45.5	12	54.5
TOTAL	646	530	82.0	203	38.3	165	31.1	162	30.6



IV.2.2. STUDENTS' EDUCATIONAL OPTIONS

ACADEMIC

SCHOOL	EDUCATION REPLIES	JUNIOR COLLEGE		BUSINESS & COMMERCE		PRIVATE SIXTH FORM		HIGHER SECONDARY		INFORMATION & COMMUNICATION		M'ANG REFALO		TOTAL	
		TOT	%	TOT	%	TOT	%	TOT	%	TOT	%	TOT	%	TOT	%
P. Pullicino, Rabat	33	1	3.0	1	3.0		0.0	19	57.6	3	9.1		0.0	24	72.7
M'Assunta, Hamrun	46	3	6.5	6	13.0		0.0	17	37.0		0.0		0.0	26	56.5
M'Goretti, Tarxien	16		0.0	3	19		0.0	3	18.8		0.0	1	6.3	7	43.8
L.Preziosi, St Andrew's	18		0.0		0.0		0.0	7	38.9		0.0		0.0	7	38.9
Lily of the Valley, Mosta	57	3	5.3	5	8.8	1	1.8	31	54.4	2	3.5		0.0	42	73.7
Agius De Soldanis, Gozo	18		0.0		0.0		0.0		0.0		0.0	4	22.2	4	22.2
E.Serracino Inglott, Cospicua	15		0.0	2	13.3		0.0	7	46.7	2	13.3		0.0	11	73.3
Fra Diego Bonanno, Marsa	0		0.0		0.0		0.0		0.0		0.0		0.0	0	0.0
TOTAL	203	7	3.4	17	8.4	1	0.5	84	41.4	7	3.4	5	2.5	121	59.6

TECHNICAL

SCHOOL	EDUCATION REPLIES	ELECTRONICS ENGINEERING		MECHANICAL ENGINEERING		AGRI- BUSINESS		MARITIME STUDIES		BUILDING & CONSTRUCTION		MCAST GOZO		TOTAL	
		TOT	%	TOT	%	TOT	%	TOT	%	TOT	%	TOT	%	TOT	%
P. Pullicino, Rabat	33		0.0		0.0	1	3.0		0.0		0.0		0.0	1	3.0
M'Assunta, Hamrun	46		0.0		0.0	1	2.2		0.0		0.0		0.0	1	2.2
M'Goretti, Tarxien	16		0.0		0.0		0.0		0.0		0.0		0.0	0	0.0
L.Preziosi, St Andrew's	18		0.0		0.0		0.0		0.0		0.0		0.0	0	0.0
Lily of the Valley, Mosta	57	1	1.8		0.0	1	1.8		0.0		0.0		0.0	2	3.5
Agius De Soldanis, Gozo	18		0.0		0.0		0.0		0.0		0.0	10	55.6	10	55.6
E.Serracino Inglott, Cospicua	15		0.0		0.0		0.0		0.0		0.0		0.0	0	0.0
Fra Diego Bonanno, Marsa	0		0.0		0.0		0.0		0.0		0.0		0.0	0	0.0
TOTAL	203	1	0.5	0	0.0	3	1.5	0	0.0	0	0.0	10	4.9	14	6.9

VOCATIONAL

SCHOOL	EDUCATION REPLIES	COMMUNITY SERVICES		ART AND DESIGN		TOURISM STUDIES		HEALTH CARE		TOTAL	
		TOT	%	TOT	%	TOT	%	TOT	%	TOT	%
P. Pullicino, Rabat	33	3	9.1	1	3.0	4	12.1		0.0	8	24.2
M'Assunta, Hamrun	46	14	30.4	2	4.3	3	6.5		0.0	19	41.3
M'Goretti, Tarxien	16	4	25.0		0.0	5	31.3		0.0	9	56.3
L.Preziosi, St Andrew's	18	4	22.2	6	33.3	1	5.6		0.0	11	61.1
Lily of the Valley, Mosta	57	10	17.5		0.0	3	5.3		0.0	13	22.8
Agius De Soldanis, Gozo	18		0.0		0.0	4	22.2		0.0	4	22.2
E.Serracino Inglott, Cospicua	15	3	20.0	1	6.7		0.0		0.0	4	26.7
Fra Diego Bonanno, Marsa	0		0.0		0.0		0.0		0.0	0	0.0
TOTAL	203	38	18.7	10	4.9	20	9.9	0	0.0	68	33.5

IV.2.3. STUDENTS' WORK OPTIONS

WORK	P. P. PULLICINO	MARIA ASSUNTA	MARIA GORETTI	LUIGI PREZIOSI	LILY OF THE VALLEY	AGIUS DE SOLDANIS	E. SERRACINO INGLOTT	FRA DIEGO BONANNO	TOTAL	%
<i>Salesperson/Shop Asst.</i>	5	16	8	10	0		6	2	56	33.9
<i>Machine Operator</i>	3	7	11		2		3	1	27	16.4
<i>Waitress</i>	5	1	3	3	5	0	4		27	16.4
<i>Cleaner</i>	7	1	5				5		18	10.9
<i>Chambermaid</i>	1	1			1	2	3	5	12	7.3
<i>Hairdresser/Beautician</i>	2	2	4		2		1		11	6.7
<i>Cashier</i>	2								2	1.2
<i>Caterer/Confectioner</i>					1		1		2	1.2
<i>Secretary/Clerk</i>				1	1				2	1.2
<i>Baby Sitter</i>								1	1	0.6
<i>Care Worker</i>		1							1	0.6
<i>Dishwasher</i>	1								1	0.6
<i>Labourer</i>			1						1	0.6
<i>Mason/Construction</i>								1	1	0.6
<i>Printer</i>							1		1	0.6
<i>Receptionist</i>		1							1	0.6
<i>Upholsterer</i>						1			1	0.6
<i>Unspecified</i>									0	0.0
TOTAL	25	30	32	14	21	9	24	10	165	100

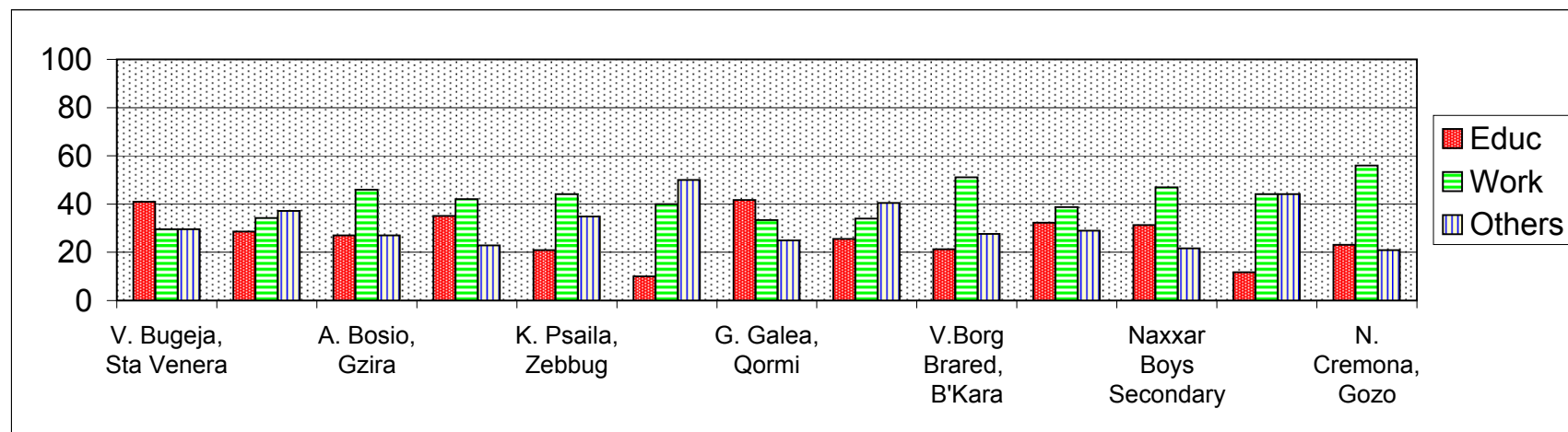
IV.2.4. STUDENTS' "OTHER" OPTIONS

OPTION	P. P. PULLICINO	MARIA ASSUNTA	MARIA GORETTI	LUIGI PREZIOSI	LILY OF THE VALLEY	AGIUS DE SOLDANIS	E. SERRACINO INGLOTT	FRA DIEGO BONANNO	TOTAL	%
At home	11	49	8	4	4	10	16	9	111	68.5
Emigrated		1			1				2	1.2
Registering for work	15	8	9			1	4	3	40	24.7
Others			3	1	4		1		9	5.6
TOTAL	26	58	20	5	9	11	21	12	162	100

IV.3. SECONDARY SCHOOLS - MALES

IV.3.1. TOTAL STUDENTS - OPTIONS

SCHOOL	POPULATION	REPLIES		EDUCATION		WORK		OTHERS	
		TOT	%	TOT	%	TOT	%	TOT	%
V. Bugeja, Sta Venera	50	44	88	18	40.9	13	29.5	13	29.5
G. D'Amato, Paola	35	35	100	10	28.6	12	34.3	13	37.1
A. Bosio, Gzira	74	74	100	20	27.0	34	45.9	20	27.0
T. Zammit, Mtarfa	57	57	100	20	35.1	24	42.1	13	22.8
K. Psaila, Żebbug	56	43	76.8	9	20.9	19	44.2	15	34.9
L. Gafa, Fortini	53	40	75.5	4	10.0	16	40.0	20	50.0
G. Galea, Qormi	68	60	88.2	25	41.7	20	33.3	15	25.0
F.X. Attard, Marsa	47	47	100	12	25.5	16	34.0	19	40.4
V.Borg Brared, B'Kara	47	47	100	10	21.3	24	51.1	13	27.7
S.Frangisk, Sta Venera	119	93	78.2	30	32.3	36	38.7	27	29.0
Naxxar Boys Secondary	89	83	93.3	26	31.3	39	47.0	18	21.7
Lorenzo Manche', Floriana	37	34	91.9	4	11.8	15	44.1	15	44.1
N. Cremona, Gozo	91	91	100	21	23.1	51	56.0	19	20.9
TOTAL	823	748	90.9	209	27.9	319	42.6	220	29.4



IV.3.2. STUDENTS' EDUCATIONAL OPTIONS

ACADEMIC

SCHOOL	EDUCATION REPLIES	JUNIOR COLLEGE		BUSINESS & COMMERCE		PRIVATE SIXTH FORM		HIGHER SECONDARY		INFORMATION & COMMUNICATION		M'ANG REFALO		TOTAL	
		TOT	%	TOT	%	TOT	%	TOT	%	TOT	%	TOT	%	TOT	%
V. Bugeja, Sta Venera	18		0.0		0.0		0.0	5	27.8	4	22.2		0.0	9	50.0
G. D'Amato, Paola	10		0.0		0.0		0.0	5	50.0		0.0		0.0	5	50.0
A. Bosio, Gzira	20		0.0	1	5.0		0.0	5	25.0		0.0		0.0	6	30.0
T. Zammit, Mtarfa	20		0.0		0.0		0.0	4	20.0	6	30.0		0.0	10	50.0
K. Psaila, Żebbug	9		0.0		0.0		0.0	1	11.1	6	66.7		0.0	7	77.8
L. Gafa, Fortini	4		0.0		0.0		0.0		0.0		0.0		0.0	0	0.0
G. Galea, Qormi	25		0.0		0.0		0.0	3	12.0	9	36.0		0.0	12	48.0
F.X. Attard, Marsa	12		0.0		0.0		0.0	2	16.7		0.0		0.0	2	16.7
V.Borg Brared, B'Kara	10		0.0		0.0		0.0	1	10.0	1	10.0		0.0	2	20.0
S.Frangisk, Sta Venera	30	1	3.3	1	3.3	1	3.3	5	16.7	1	3.3		0.0	9	30.0
Naxxar Boys Secondary	26		0.0		0.0	1	3.8	6	23.1	2	7.7		0.0	9	34.6
Lorenzo Manche', Floriana	4		0.0		0.0		0.0		0.0		0.0		0.0	0	0.0
N. Cremona, Gozo	21		0.0		0.0		0.0		0.0	2	9.5	4	19.0	6	28.6
TOTAL	209	1	0.5	2	1.0	2	1.0	37	17.7	31	14.8	4	1.9	77	36.8

TECHNICAL

SCHOOL	EDUCATION REPLIES	ELECTRONICS ENGINEERING		MECHANICAL ENGINEERING		AGRI- BUSINESS		MARITIME STUDIES		BUILDING & CONSTRUCTION		MCAST GOZO		TOTAL	
		TOT	%	TOT	%	TOT	%	TOT	%	TOT	%	TOT	%	TOT	%
V. Bugeja, Sta Venera	18	1	5.6		0.0	2	11.1		0.0	4	22.2		0.0	7	38.9
G. D'Amato, Paola	10	2	20.0		0.0	2	20.0		0.0		0.0		0.0	4	40.0
A. Bosio, Gzira	20	1	5.0	3	15.0		0.0		0.0	6	30.0		0.0	10	50.0
T. Zammit, Mtarfa	20	1	5.0	1	5.0	1	5.0		0.0	4	20.0		0.0	7	35.0
K. Psaila, Żebbug	9	1	11.1		0.0	1	11.1		0.0		0.0		0.0	2	22.2
L. Gafa, Fortini	4		0.0		0.0		0.0		0.0		0.0		0.0	0	0.0
G. Galea, Qormi	25	8	32.0		0.0	1	4.0		0.0	2	8.0		0.0	11	44.0
F.X. Attard, Marsa	12		0.0	4	33.3		0.0		0.0	4	33.3		0.0	8	66.7
V.Borg Brared, B'Kara	10		0.0		0.0		0.0		0.0	5	50.0		0.0	5	50.0
S.Frangisk, Sta Venera	30	5	16.7	2	6.7	1	3.3		0.0	12	40.0		0.0	20	66.7
Naxxar Boys Secondary	26	1	3.8	1	3.8	1	3.8		0.0	8	30.8		0.0	11	42.3
Lorenzo Manche', Floriana	4		0.0		0.0		0.0		0.0	4	100.0		0.0	4	100.0
N. Cremona, Gozo	21		0.0		0.0		0.0		0.0		0.0	10	47.6	10	47.6
TOTAL	209	20	9.6	11	5.3	9	4.3	0	0.0	49	23.4	10	4.8	99	47.4

VOCATIONAL

SCHOOL	EDUCATION REPLIES	COMMUNITY SERVICES		ART AND DESIGN		TOURISM STUDIES		HEALTH CARE		TOTAL	
		TOT	%	TOT	%	TOT	%	TOT	%	TOT	%
V. Bugeja, Sta Venera	18		0.0	1	5.6	1	5.6		0.0	2	11.1
G. D'Amato, Paola	10	1	10.0		0.0		0.0		0.0	1	10.0
A. Bosio, Gzira	20	1	5.0	1	5.0	2	10.0		0.0	4	20.0
T. Zammit, Mtarfa	20		0.0	1	5.0	2	10.0		0.0	3	15.0
K. Psaila, Żebbug	9		0.0		0.0		0.0		0.0	0	0.0
L. Gafa, Fortini	4	2	50.0	1	25.0	1	25.0		0.0	4	100
G. Galea, Qormi	25		0.0	1	4.0	1	4.0		0.0	2	8.0
F.X. Attard, Marsa	12		0.0	1	8.3	1	8.3		0.0	2	16.7
V.Borg Brared, B'Kara	10	1	10.0	1	10.0	1	10.0		0.0	3	30.0
S.Frangisk, Sta Venera	30		0.0		0.0	1	3.3		0.0	1	3.3
Naxxar Boys Secondary	26		0.0	5	19.2	1	3.8		0.0	6	23.1
Lorenzo Manche', Floriana	4		0.0		0.0		0.0		0.0	0	0.0
N. Cremona, Gozo	21		0.0		0.0	5	23.8		0.0	5	23.8
TOTAL	209	5	2.4	12	5.7	16	7.7	0	0.0	33	15.8

IV.3.3. STUDENTS' WORK OPTIONS

WORK	VINCENZO BUGEJA	GUZE' D'AMATO	ANTONIO BOSIO	SIR TEMI ZAMMIT	DUN KARM PSAILA	LORENZO GAFA	GUZE' GALEA	F. X. ATTARD	V. BORG BRARED	SAN FRANGISK	NAXXAR BOYS	LORENZO MANCHE'	NINU CREMONA	TOTAL	%
Labourer		2	2	2	2	2		3	3	7	10		22	55	17.2
Salesperson/Shop Asst.	3	1	3	2	2	1	2	3	7	3	4	3	6	40	12.5
Waiter	1	2	7	3	2	7		3	2	2	5	1	1	36	11.3
Mason/Construction Machine Operator			4	2	1	3	4		2	3	10	2	8	28	8.8
Caterer/Confectioner/Baker	1	2	3	2	3		4		1	3	2			22	6.9
Tile Layer/Plasterer		1	3	1	1		1		2		2	1	3	15	4.7
Cleaner	1				1	3			2	2	1	3		13	4.1
Barman	2	2	4							1				9	2.8
Farmer/Gardener				4	1			1				1	1	8	2.5
Carpenter			1		1					2			3	7	2.2
Kitchen Hand/ Dishwasher	2				1				2	1		1		7	2.2
Electrician/ Plumber	1	1							2	1				5	1.6
Fisherman								5						5	1.6
Handyman	2									2				4	1.3
Laundry Attendant				2	1		1							4	1.3
Service Station Attendant			1		1							2		4	1.3
Sheet Metal/Sprayer					1					3				4	1.3
Transporter/Delivery man			3				1							4	1.3
Hairdresser/Beautician				1			1				1			3	0.9
Mechanic				3										3	0.9
Basketball player/Footballer		1									1			2	0.6
Chef			2											2	0.6
Hawker				2										2	0.6
Air conditioning Technician			1											1	0.3
Bus Dispatcher												1		1	0.3
Horse handler					1									1	0.3
Store Keeper									1					1	0.3
Supervisor								1						1	0.3
Upholsterer							1							1	0.3
Unspecified							5						7	12	3.8
TOTAL	13	12	34	24	19	16	20	16	24	36	39	15	51	319	100

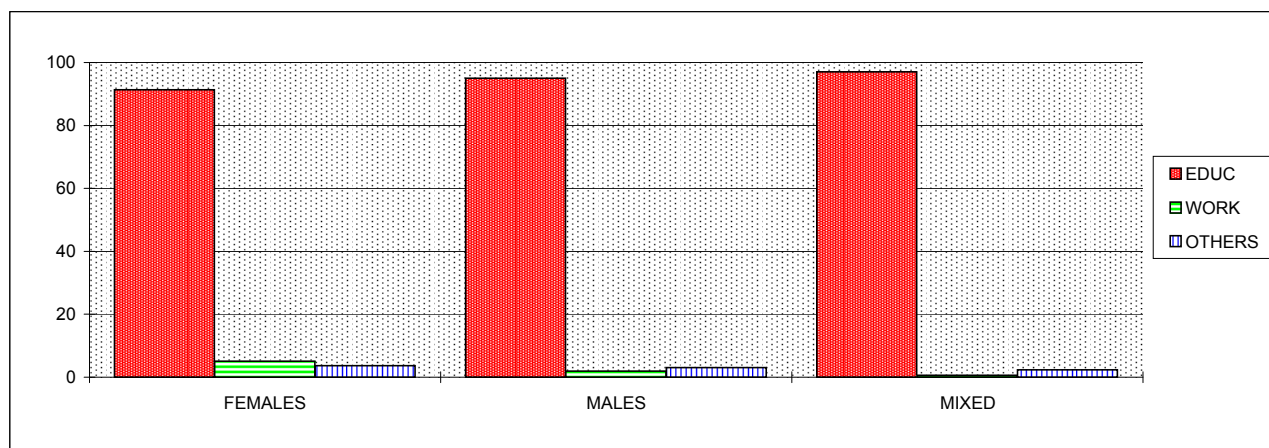
IV.3.4. STUDENTS' OTHER OPTIONS

OPTION	VINCENZO BUGEJA	GUZE` D'AMATO	ANTONIO BOSIO	SIR TEMI ZAMMIT	DUN KARM PSAILA	LORENZO GAFA	GUZE` GALEA	F. X. ATTARD	V. BORG BRARED	SAN FRANGISK	NAXXAR BOYS	LORENZO MANCHE`	NINU CREMONA	TOTAL	%
At home	6	8	14	6	13	5	3	10	13	4	12	8	12	114	51.8
Emigrated				1										1	0.5
Registering for Work	7	3	5	4	2	15	8	3		23	5	7	1	83	37.7
Others		2	1	2			4	6			1		6	22	10.0
TOTAL	13	13	20	13	15	20	15	19	13	27	18	15	19	220	100

V. PRIVATE SCHOOLS

V.1.1. TOTAL STUDENTS' OPTIONS

CATEGORY	POPULATION	REPLIES		EDUCATION		WORK		OTHERS	
		TOT	%	TOT	%	TOT	%	TOT	%
FEMALES	750	714	95.2	652	91.3	36	5.0	26	3.6
MALES	879	874	99.4	830	95.0	17	1.9	27	3.1
MIXED	343	343	100	333	97.1	2	0.6	8	2.3
TOTAL	1972	1931	97.9	1815	94.0	55	2.8	61	3.2



V.1.2. STUDENTS' EDUCATIONAL OPTIONS

ACADEMIC

CATEGORY	EDUCATION REPLIES	JUNIOR COLLEGE		BUSINESS & COMMERCE		PRIVATE SIXTH FORM		HIGHER SECONDARY		INFORMATION & COMMUNICATION		M'ANG REFALO		TOTAL	
		TOT	%	TOT	%	TOT	%	TOT	%	TOT	%	TOT	%	TOT	%
FEMALES	652	329	50.5	46	7.1	98	15.0	117	17.9	15	2.3	0	0.0	605	92.8
MALES	830	351	42.3	20	2.4	174	21.0	80	9.6	50	6.0	50	6.0	725	87.3
MIXED	333	102	30.6	5	1.5	92	27.6	90	27.0	7	2.1	0	0.0	296	88.9
TOTAL	1815	782	43.1	71	3.9	364	20.1	287	15.8	72	4.0	50	2.8	1626	89.6

TECHNICAL

CATEGORY	EDUCATION REPLIES	ELECTRONICS ENGINEERING		MECHANICAL ENGINEERING		AGRI- BUSINESS		MARITIME STUDIES		BUILDING & CONSTRUCTION		MCAST GOZO		TOTAL	
		TOT	%	TOT	%	TOT	%	TOT	%	TOT	%	TOT	%	TOT	%
FEMALES	652	0	0.0	0	0.0	2	0.3	1	0.2	0	0.0	0	0.0	3	0.5
MALES	830	15	1.8	41	4.9	2	0.2	2	0.2	12	1.4	0	0.0	72	8.7
MIXED	333	8	2.4	7	2.1	0	0.0	1	0.3	1	0.3	0	0.0	17	5.1
TOTAL	1815	23	1.3	48	2.6	4	0.2	4	0.2	13	0.7	0	0.0	92	5.1

VOCATIONAL

CATEGORY	EDUCATION REPLIES	COMMUNITY SERVICES		ART AND DESIGN		TOURISM STUDIES		HEALTH CARE		TOTAL	
		TOT	%	TOT	%	TOT	%	TOT	%	TOT	%
FEMALES	652	24	3.7	13	2.0	4	0.6	3	0.5	44	6.7
MALES	830	7	0.8	11	1.3	15	1.8	0	0.0	33	4.0
MIXED	333	6	1.8	4	1.2	5	1.5	0	0.0	15	4.5
TOTAL	1815	37	2.0	28	1.5	24	1.3	3	0.2	92	5.1

V.1.3. STUDENTS WORK OPTIONS

WORK	FEMALES	MALES	MIXED	TOTAL	%
Salesperson/Shop Asst.	16	2		18	32.7
Waitress/Waiter	9	3		12	21.8
Hairdresser/Beautician	5			5	9.1
Chef	2			2	3.6
Kitchen hand		2		2	3.6
Accounts Clerk		1		1	1.8
Cashier	1			1	1.8
Cleaner		1		1	1.8
Mason/Construction		1		1	1.8
Secretary	1			1	1.8
Unspecified	2	7	2	11	20.0
TOTAL	36	17	2	55	100

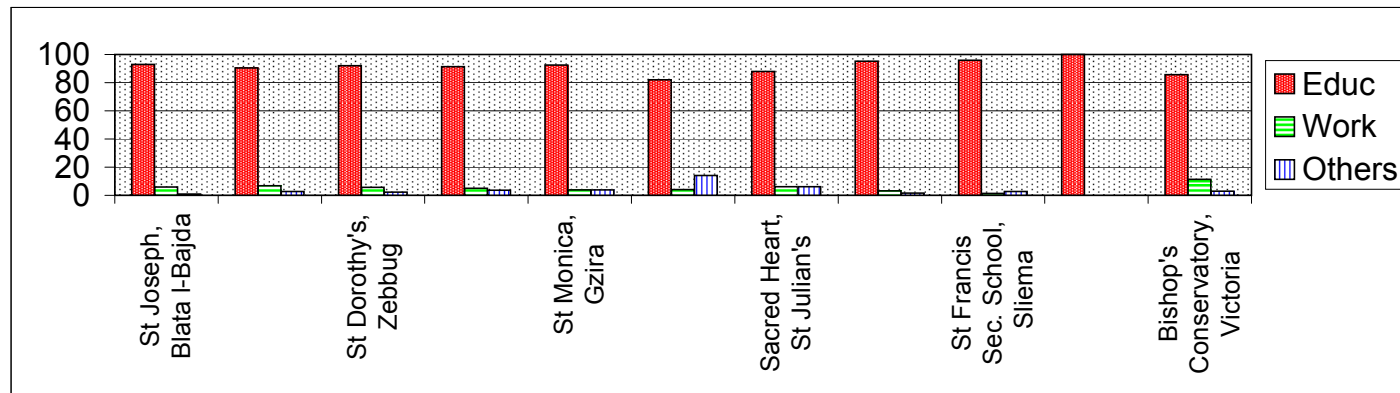
V.1.4. STUDENTS' OTHER OPTIONS

OPTIONS	FEMALES	MALES	MIXED	TOTAL	%
At Home	7	14	2	23	37.7
Emigrated	6	7	6	19	31.1
Registering for work	4	1	0	5	8.2
Others	9	5	0	14	23.0
TOTAL	26	27	8	61	100

V.2. PRIVATE SCHOOLS - FEMALES

V.2.1. TOTAL STUDENTS' OPTIONS

SCHOOL	POPULATION	REPLIES		EDUCATION		WORK		OTHERS	
		TOT	%	TOT	%	TOT	%	TOT	%
St Joseph, Blata l-Bajda	101	100	99.01	93	93.0	6	6.0	1	1.0
Our Lady Immaculate, Hamrun	73	73	100	66	90.4	5	6.8	2	2.7
St Dorothy's, Zebbug	89	89	100	82	92.1	5	5.6	2	2.2
St Monica, B'Kara	81	81	100	74	91.4	4	4.9	3	3.7
St Monica, Gzira	53	53	100	49	92.5	2	3.8	2	3.8
Immaculate Conception, Tarxien	50	50	100	41	82.0	2	4.0	7	14.0
Sacred Heart, St Julian's	90	83	92.2	73	88.0	5	6.0	5	6.0
St Joseph, Sliema	62	62	100	59	95.2	2	3.2	1	1.6
St Francis Sec. School, Sliema	75	75	100	72	96.0	1	1.3	2	2.7
St Catherine's, Pembroke	41	41	100	41	100	0	0.0	0	0.0
Bishop's Conservatory, Victoria	35	35	100	30	85.7	4	11.4	1	2.9
TOTAL	750	714	95.2	652	91.3	36	5.0	26	3.6



V.2.2. STUDENTS' EDUCATIONAL OPTIONS

ACADEMIC

SCHOOL	EDUCATION REPLIES	JUNIOR COLLEGE		BUSINESS & COMMERCE		PRIVATE SIXTH FORM		HIGHER SECONDARY		INFORMATION & COMMUNICATION		M'ANG REFALO		TOTAL	
		TOT	%	TOT	%	TOT	%	TOT	%	TOT	%	TOT	%	TOT	%
St Joseph, Blata I-Bajda	93	36	38.7	6	6.5	22	23.7	20	21.5	1	1.1		0.0	85	91.4
Our Lady Immaculate. Hamrun	66	28	42.4	6	9.1	2	3.0	18	27.3	5	7.6		0.0	59	89.4
St Dorothy's, Zebbug	82	47	57.3	3	3.7	9	11.0	18	22.0	1	1.2		0.0	78	95.1
St Monica, B'Kara	74	30	40.5	14	18.9	13	17.6	15	20.3		0.0		0.0	72	97.3
St Monica, Gzira	49	32	65.3	2	4.1	5	10.2	5	10.2		0.0		0.0	44	89.8
Immaculate Conception, Tarxien	41	29	70.7	3	7.3	3	7.3	1	2.4	3	7.3		0.0	39	95.1
Sacred Heart, St Julian's	73	36	49.3	6	8.2	7	9.6	17	23.3	1	1.4		0.0	67	91.8
St Joseph, Sliema	59	29	49.2		0.0	11	18.6	16	27.1		0.0		0.0	56	94.9
St Francis Sec. School, Sliema	72	38	52.8	5	6.9	18	25.0	4	5.6	1	1.4		0.0	66	91.7
St Catherine's, Pembroke	41	24	58.5	1	2.4	7	17.1	3	7.3	3	7.3		0.0	38	92.7
Bishop's Conservatory, Victoria	30		0.0		0.0	1	3.3		0.0		0.0	25	83.3	26	86.7
TOTAL	652	329	50.5	46	7.1	98	15.0	117	17.9	15	2.3	0	0.0	605	92.8

TECHNICAL

SCHOOL	EDUCATION REPLIES	ELECTRONICS ENGINEERING		MECHANICAL ENGINEERING		AGRI- BUSINESS		MARITIME STUDIES		BUILDING & CONSTRUCTION		MCAST GOZO		TOTAL	
		TOT	%	TOT	%	TOT	%	TOT	%	TOT	%	TOT	%	TOT	%
St Joseph, Blata I-Bajda	93		0.0		0.0	1	1.1		0.0		0.0		0.0	1	1.1
Our Lady Immaculate. Hamrun	66		0.0		0.0	1	1.5		0.0		0.0		0.0	1	1.5
St Dorothy's, Zebbug	82		0.0		0.0		0.0		0.0		0.0		0.0	0	0.0
St Monica, B'Kara	74		0.0		0.0		0.0		0.0		0.0		0.0	0	0.0
St Monica, Gzira	49		0.0		0.0		0.0		0.0		0.0		0.0	0	0.0
Immaculate Conception, Tarxien	41		0.0		0.0		0.0		0.0		0.0		0.0	0	0.0
Sacred Heart, St Julian's	73		0.0		0.0		0.0		0.0		0.0		0.0	0	0.0
St Joseph, Sliema	59		0.0		0.0		0.0	1	1.7		0.0		0.0	1	1.7
St Francis Sec. School, Sliema	72		0.0		0.0		0.0		0.0		0.0		0.0	0	0.0
St Catherine's, Pembroke	41		0.0		0.0		0.0		0.0		0.0		0.0	0	0.0
Bishop's Conservatory, Victoria	30		0.0		0.0		0.0		0.0		0.0	3	10.0	3	10.0
TOTAL	652	0	0.0	0	0.0	2	0.3	1	0.2	0	0.0	0	0.0	3	0.5

VOCATIONAL

SCHOOL	EDUCATION REPLIES	COMMUNITY SERVICES		ART AND DESIGN		TOURISM STUDIES		HEALTH CARE		TOTAL	
		TOT	%	TOT	%	TOT	%	TOT	%	TOT	%
St Joseph, Blata I-Bajda	93	4	4.3	1	1.1	1	1.1	1	1.1	7	7.5
Our Lady Immaculate, Hamrun	66	2	3.0	3	4.5		0.0	1	1.5	6	9.1
St Dorothy's, Zebbug	82	4	4.9		0.0		0.0		0.0	4	4.9
St Monica, B'Kara	74		0.0	1	1.4		0.0	1	1.4	2	2.7
St Monica, Gzira	49	2	4.1	2	4.1	1	2.0		0.0	5	10.2
Immaculate Conception, Tarxien	41	1	2.4		0.0	1	2.4		0.0	2	4.9
Sacred Heart, St Julian's	73	2	2.7	3	4.1	1	1.4		0.0	6	8.2
St Joseph, Sliema	59	1	1.7	1	1.7		0.0		0.0	2	3.4
St Francis Sec. School, Sliema	72	5	6.9	1	1.4		0.0		0.0	6	8.3
St Catherine's, Pembroke	41	2	4.9	1	2.4		0.0		0.0	3	7.3
Bishop's Conservatory, Victoria	30	1	3.3		0.0		0.0		0.0	1	3.3
TOTAL	652	24	3.7	13	2.0	4	0.6	3	0.5	44	6.7

V.2.3. STUDENTS' WORK OPTIONS

WORK	ST JOSEPH, B'BAJDA	OUR LADY IMMACULATE	ST DOROTHY'S	ST MONICA, B'KARA	ST MONICA, GZIRA	IMMACULATE CONCEPTION	SACRED HEART	ST JOSEPH, SLIEMA	ST FRANCIS, SLIEMA	ST CATHERINE'S	BISHOP'S CONSERVATORY	TOTAL	%
Salesperson/Shop Asst.	1	1	3	4		1	5		1			16	44.4
Waitress		2	2		1	1		1			2	9	25.0
Hairdresser/Beautician								1				5	13.9
Chef											2	2	5.6
Cashier					1							1	2.8
Secretary	1											1	2.8
Unspecified	2											2	5.6
TOTAL	6	5	5	4	2	2	5	2	1	0	4	36	100

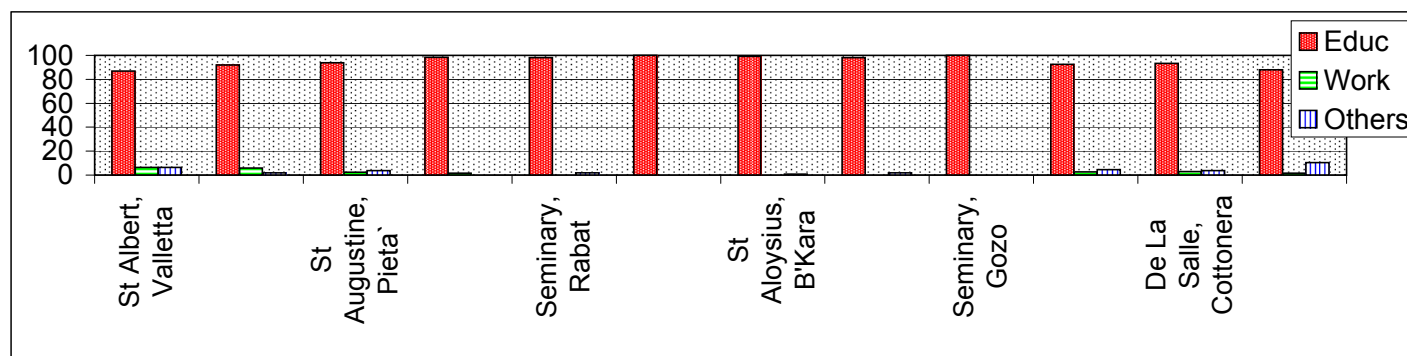
V.2.4. STUDENTS' OTHER OPTIONS

OPTION	ST JOSEPH, B'BAJDA	OUR LADY IMMACULATE	ST DOROTHY'S	ST MONICA, B'KARA	ST MONICA, GZIRA	IMMACULATE CONCEPTION	SACRED HEART	ST JOSEPH, SLIEMA	ST FRANCIS, SLIEMA	ST CATHERINE'S	BISHOP'S CONSERVATORY	TOTAL	%
At home		1		2		2	1				1	7	26.9
Emigrated	1		2	1	2			1	2			6	23.1
Registering for work							1					4	15.4
Others		1				5	3					9	34.6
TOTAL	1	2	2	3	2	7	5	1	2	0	1	26	100

V.3. PRIVATE SCHOOLS - MALES

V.3.1. TOTAL STUDENTS' OPTIONS

SCHOOL	POPULATION	REPLIES		EDUCATION		WORK		OTHERS	
		TOT	%	TOT	%	TOT	%	TOT	%
St Albert, Valletta	46	46	100	40	87.0	3	6.5	3	6.5
St Elias, Sta Venera	50	50	100	46	92.0	3	6.0	1	2.0
St Augustine, Pieta`	83	83	100	78	94.0	2	2.4	3	3.6
St Michael's, Qormi	63	63	100	62	98.4	1	1.6	0	0.0
Seminary, Tal-Virtu`	53	52	98.1	51	98.1	0	0.0	1	1.9
Savio College, Dingli	52	52	100	52	100	0	0.0	0	0.0
St Aloysius, B'Kara	121	117	96.7	116	99.1	0	0.0	1	0.9
St Paul's, Rabat	52	52	100	51	98.1	0	0.0	1	1.9
Seminary, Gozo	50	50	100	50	100	0	0.0	0	0.0
Stella Maris, Gzira	107	107	100	99	92.5	3	2.8	5	4.7
De La Salle, Cottonera	135	135	100	126	93.3	4	3.0	5	3.7
St Edward's, Cottonera	67	67	100	59	88.1	1	1.5	7	10.4
TOTAL	879	874	99.4	830	95.0	17	1.9	27	3.1



V.3.2. STUDENTS' EDUCATIONAL OPTIONS

ACADEMIC

SCHOOL	EDUCATION REPLIES	JUNIOR COLLEGE		BUSINESS & COMMERCE		PRIVATE SIXTH FORM		HIGHER SECONDARY		INFORMATION & COMMUNICATION		M'ANG REFALO		TOTAL	
		TOT	%	TOT	%	TOT	%	TOT	%	TOT	%	TOT	%	TOT	%
St Albert, Valletta	40	12	30.0	4	10.0	5	0.0	7	17.5	2	5.0		0.0	25	62.5
St Elias, Sta Venera	46	28	60.9	1	2.2	6	10.9	2	4.3	2	4.3		0.0	38	82.6
St Augustine, Pieta'	78	41	52.6	2	2.6	6	7.7	5	6.4	11	14.1		0.0	65	83.3
St Michael's, Qormi	62	40	64.5	1	1.6	5	8.1	1	1.6	2	3.2		0.0	49	79.0
Seminary, Tal-Virtu'	51	36	70.6	3	5.9	1	2.0	3	5.9	3	5.9		0.0	46	90.196
Savio College, Dingli	52	33	63.5	1	1.9	16	30.8		0.0	1	1.9		0.0	51	98.1
St Aloysius, B'Kara	116	34	29.3		0.0	73	62.9	4	3.4	2	1.7		0.0	113	97.4
St Paul's, Rabat	51	40	78.4		0.0	7	13.7	3	5.9	1	2.0		0.0	51	100
Seminary, Gozo	50		0.0		0.0		0.0		0.0			50	100	50	100
Stella Maris, Gzira	99	31	31.3	2	2.0	11	11.1	20	20.2	8	8.1		0.0	72	72.7
De La Salle, Cottonera	126	44	34.9	5	4.0	30	23.8	14	11.1	13	10.3		0.0	106	84.1
St Edward's, Cottonera	59	12	20.3	1	1.7	20	33.9	21	35.6	5	8.5		0.0	59	100
TOTAL	830	351	42.3	20	2.4	174	21.0	80	9.6	50	6.0	50	6.0	725	87.3

TECHNICAL

SCHOOL	EDUCATION REPLIES	ELECTRONICS ENGINEERING		MECHANICAL ENGINEERING		AGRI- BUSINESS		MARITIME STUDIES		BUILDING & CONSTRUCTION		MCAST GOZO		TOTAL	
		TOT	%	TOT	%	TOT	%	TOT	%	TOT	%	TOT	%	TOT	%
St Albert, Valletta	40	1	2.5	4	10.0		0.0	1	2.5	3	0.0		0.0	9	22.5
St Elias, Sta Venera	46	3	6.5	4	8.7		0.0		0.0	1	2.2		0.0	8	17.4
St Augustine, Pieta'	78	3	3.8	3	3.8		0.0		0.0	1	1.3		0.0	7	9.0
St Michael's, Qormi	62	3	4.8	3	4.8		0.0		0.0	2	3.2		0.0	8	12.9
Seminary, Tal-Virtu'	51		0.0	4	7.8		0.0		0.0		0.0		0.0	4	7.8
Savio College, Dingli	52		0.0	1	1.9		0.0		0.0		0.0		0.0	1	1.9
St Aloysius, B'Kara	116		0.0	3	2.6		0.0		0.0		0.0		0.0	3	2.6
St Paul's, Rabat	51		0.0		0.0		0.0		0.0		0.0		0.0	0	0.0
Seminary, Gozo	50		0.0		0.0		0.0		0.0		0.0		0.0	0	0.0
Stella Maris, Gzira	99	2	2.0	11	11.1	1	1.0	1	1.0	1	1.0		0.0	16	16.2
De La Salle, Cottonera	126	3	2.4	8	6.3	1	0.8		0.0	4	3.2		0.0	16	12.7
St Edward's, Cottonera	59		0.0		0.0		0.0		0.0		0.0		0.0	0	0.0
TOTAL	830	15	1.8	41	4.9	2	0.2	2	0.2	12	1.4	0	0.0	72	8.7

VOCATIONAL

SCHOOL	EDUCATION REPLIES	COMMUNITY SERVICES		ART AND DESIGN		TOURISM STUDIES		HEALTH CARE		TOTAL	
		TOT	%	TOT	%	TOT	%	TOT	%	TOT	%
St Albert, Valletta	40	2	5.0	2	5.0	2	5.0		0.0	6	15.0
St Elias, Sta Venera	46		0.0		0.0		0.0		0.0	0	0.0
St Augustine, Pieta`	78		0.0	2	2.6	4	5.1		0.0	6	7.7
St Michael's, Qormi	62	2	3.2	1	1.6	2	3.2		0.0	5	8.1
Seminary, Tal-Virtu`	51		0.0	1	2.0		0.0		0.0	1	2.0
Savio College, Dingli	52		0.0		0.0		0.0		0.0	0	0.0
St Aloysius, B'Kara	116		0.0		0.0		0.0		0.0	0	0.0
St Paul's, Rabat	51		0.0		0.0		0.0		0.0	0	0.0
Seminary, Gozo	50		0.0		0.0		0.0		0.0	0	0.0
Stella Maris, Gzira	99	2	2.0	3	3.0	6	6.1		0.0	11	11.1
De La Salle, Cottonera	126	1	0.8	2	1.6	1	0.8		0.0	4	3.2
St Edward's, Cottonera	59		0.0		0.0		0.0		0.0	0	0.0
TOTAL	830	7	0.8	11	1.3	15	1.8	0	0.0	33	4.0

V.3.3. STUDENTS WORK OPTIONS

WORK	ST ALBERT'S	ST ELIAS'	ST AUGUSTINE'S	ST MICHAEL'S	SEMINARY, TAL-VIRTU'	SAVIO COLLEGE	ST ALOYSIUS'	ST PAUL'S	SEMINARY, GOZO	STELLA MARIS	DE LA SALLE	ST EDWARD'S	TOTAL	%
<i>Waiter</i>	2	1								1	1		3	17.6
<i>Kitchen hand</i>													2	11.8
<i>Salesperson/Shop Asst.</i>		2											2	11.8
<i>Accounts Clerk</i>				1									1	5.9
<i>Cleaner</i>	1												1	5.9
<i>Mason/Construction</i>										1			1	5.9
<i>Unspecified</i>			2							1	3	1	7	41.2
TOTAL	3	3	2	1	0	0	0	0	0	3	4	1	17	100

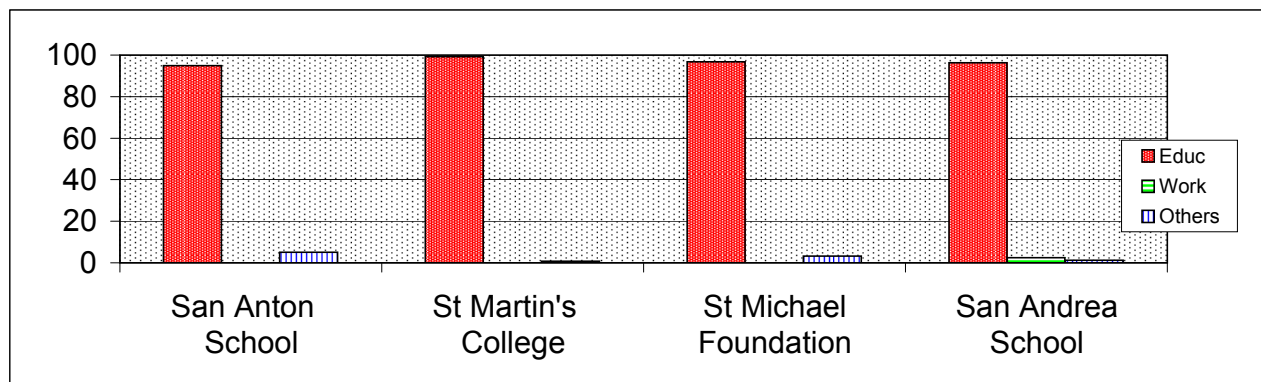
V.3.4. STUDENTS' OTHER OPTIONS

OPTIONS	ST ALBERT'S	ST ELIAS'	ST AUGUSTINE'S	ST MICHAEL'S	SEMINARY, TAL-VIRTU'	SAVIO COLLEGE	ST ALOYSIUS'	ST PAUL'S	SEMINARY, GOZO	STELLA MARIS	DE LA SALLE	ST EDWARD'S	TOTAL	%
<i>At home</i>	2	1	2		1		1			4	2	1	14	51.9
<i>Emigrated</i>										1		6	7	25.9
<i>Registering for work</i>	1												1	3.7
<i>Others</i>			1					1			3		5	18.5
TOTAL	3	1	3	0	1	0	1	1	0	5	5	7	27	100

V.4. PRIVATE SCHOOLS - MIXED

V.4.1. TOTAL STUDENTS' OPTIONS

SCHOOL	POPULATION	REPLIES		EDUCATION		WORK		OTHERS	
		TOT	%	TOT	%	TOT	%	TOT	%
San Anton School	78	78	100	74	94.9	0	0.0	4	5.1
St Martin's College	121	121	100	120	99.2	0	0.0	1	0.8
St Michael Foundation	63	63	100	61	96.8	0	0.0	2	3.2
San Andrea School	81	81	100	78	96.3	2	2.5	1	1.2
TOTAL	343	343	100	333	97.1	2	0.6	8	2.3



V.4.2. STUDENTS' EDUCATIONAL OPTIONS

ACADEMIC

SCHOOL	EDUCATION REPLIES	JUNIOR COLLEGE		BUSINESS & COMMERCE		PRIVATE SIXTH FORM		HIGHER SECONDARY		INFORMATION & COMMUNICATION		M'ANG REFALO		TOTAL	
		TOT	%	TOT	%	TOT	%	TOT	%	TOT	%	TOT	%	TOT	%
San Anton School	74	21	28.4	1	1.4	12	16.2	22	29.7	4	5.4		0.0	60	81.1
St Martin's College	120	32	26.7	3	2.5	44	36.7	33	27.5	2	1.7		0.0	114	95.0
St Michael Foundation	61	25	41.0	1	1.6	7	11.5	22	36.1	1	1.6		0.0	56	91.8
San Andrea School	78	24	30.8		0.0	29	37.2	13	16.7	5	6.4		0.0	71	91.0
TOTAL	333	102	30.6	5	1.5	92	27.6	90	27.0	7	2.1	0	0.0	296	88.9

TECHNICAL

SCHOOL	EDUCATION REPLIES	ELECTRONICS ENGINEERING		MECHANICAL ENGINEERING		AGRI- BUSINESS		MARITIME STUDIES		BUILDING & CONSTRUCTION		MCAST GOZO		TOTAL	
		TOT	%	TOT	%	TOT	%	TOT	%	TOT	%	TOT	%	TOT	%
San Anton School	74	7	9.5	3	4.1		0.0		0.0		0.0		0.0	10	13.5
St Martin's College	120		0.0	1	0.8		0.0		0.0	1	0.8		0.0	2	1.7
St Michael Foundation	61	1	1.6	1	1.6		0.0		0.0		0.0		0.0	2	3.3
San Andrea School	78		0.0	2	2.6		0.0	1	1.3		0.0		0.0	3	3.8
TOTAL	333	8	2.4	7	2.1	0	0.0	1	0.3	1	0.3	0	0.0	17	5.1

VOCATIONAL

SCHOOL	EDUCATION REPLIES	COMMUNITY SERVICES		ART AND DESIGN		TOURISM STUDIES		HEALTH CARE		TOTAL	
		TOT	%	TOT	%	TOT	%	TOT	%	TOT	%
San Anton School	74		0.0		0.0	4	5.4		0.0	4	5.4
St Martin's College	120	2	1.7	2	1.7		0.0		0.0	4	3.3
St Michael Foundation	61		0.0	2	3.3	1	1.6		0.0	3	4.9
San Andrea School	78	4	5.1		0.0		0.0		0.0	4	5.1
TOTAL	333	6	1.8	4	1.2	5	1.5	0	0.0	15	4.5

V.4.3. STUDENTS' "WORK" OPTIONS

WORK	SAN ANTON	ST MARTIN'S	ST MICHAEL	SAN ANDREA	TOTAL	%
Unspecified	0	0	0	2	2	100
TOTAL	0	0	0	2	2	100

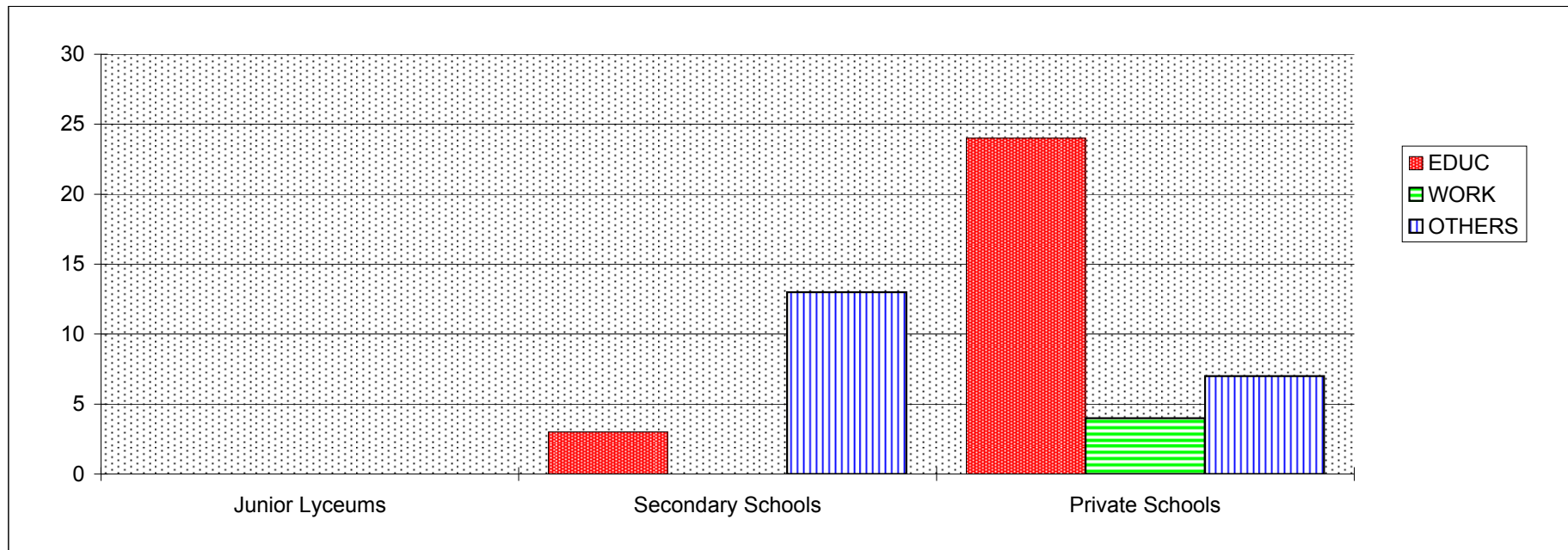
V.4.4. STUDENTS' "OTHER" OPTIONS

OPTION	SAN ANTON	ST MARTIN'S	ST MICHAEL	SAN ANDREA	TOTAL	%
At Home	4	1	2	1	2	25.0
Emigrated					6	75.0
Registering for work					0	0.0
Other					0	0.0
TOTAL	4	1	2	1	8	100

VI. SPECIAL NEEDS STUDENTS

VI.1. TOTAL STUDENTS OPTIONS BY SECTOR

SECTOR	EDUCATION	WORK	OTHERS	TOTAL
	TOT	TOT	TOT	
Junior Lyceums	0	0	0	0
Secondary Schools	3	0	13	16
Private Schools	24	4	7	35
TOTAL	27	4	20	51



VI.2. TOTAL STUDENTS' OPTIONS BY GENDER

FEMALES

SECTOR	EDUCATION	WORK	OTHERS	TOTAL
	TOT	TOT	TOT	
Junior Lyceums	0	0	0	0
Secondary Schools	1	0	3	4
Private Schools	3	1	3	7
TOTAL	4	1	6	11

MALES

SECTOR	EDUCATION	WORK	OTHERS	TOTAL
	TOT	TOT	TOT	
Junior Lyceums	0	0	0	0
Secondary Schools	2	0	10	12
Private Schools	14	3	4	21
TOTAL	16	3	14	33

MIXED

SECTOR	EDUCATION	WORK	OTHERS	TOTAL
	TOT	TOT	TOT	
Private Schools Mixed	7	0	0	7

VI.3. JUNIOR LYCEUMS

FEMALES

SCHOOL				EDUCATION	WORK	OTHERS
	ACADEMIC	TECHNICAL	VOCATIONAL	TOTAL		
Adrian Dingli, St Patrick's	/	/	/	0	/	/
Maria Regina, Blata I-Bajda	/	/	/	0	/	/
St Theresa, Mriehel				0		
Carlo Diacono, Zejtun				0		
Margareth Mortimer, Sta Lucia	/			0	/	/
Agius de Soldanis, Gozo				0		
TOTAL	0	0	0	0	0	0

MALES

SCHOOL				EDUCATION	WORK	OTHERS
	ACADEMIC	TECHNICAL	VOCATIONAL	TOTAL		
Liceo Vassalli, Handaq	/	/	/	0	/	/
G. Zammit Brighella, Hamrun	/	/	/	0	/	/
G. Despott, Verdala				0		
St Joseph, Paola	0	0	0	0	0	0
Ninu Cremona, Gozo				0		
TOTAL	0	0	0	0	0	0

VI.4. SECONDARY SCHOOLS

FEMALES

SCHOOL	ACADEMIC	TECHNICAL	VOCATIONAL	EDUCATION TOTAL	WORK	OTHERS
P. Pullicino, Rabat				0		
M'Assumpta, Hamrun	1			1		2
M'Goretti, Tarxien				0		
L.Preziosi, St Andrew's				0		
Lily of the Valley, Mosta				0		
Agius De Soldanis, Gozo				0		
E.Serracino Inglott, Cospicua				0		
Fra Diego Bonanno, Marsa						1
TOTAL	1	0	0	1	0	3

MALES

SCHOOL	ACADEMIC	TECHNICAL	VOCATIONAL	EDUCATION TOTAL	WORK	OTHERS
V. Bugeja, Sta Venera				0		
G. D'Amato, Paola	0	0	0	0	0	2
A. Bosio, Gzira	1	/	/	1	/	3
T. Zammit, Mtarfa			1	1		
K. Psaila, Zebbug				0		
L. Gafa, Fortini				0		
G. Galea, Qormi				0		4
F.X. Attard, Marsa	/	/	/	0	/	/
V.Borg Brared, B'Kara				0		
S.Frangisk, Sta Venera	0	0	0	0	0	0
Naxxar Boys Secondary				0		1
Lorenzo Manche`, Floriana				0		
N. Cremona, Gozo				0		
TOTAL	1	0	1	2	0	10

VI.5. PRIVATE SCHOOLS

FEMALES

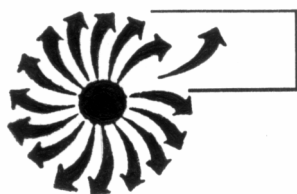
SCHOOL	ACADEMIC	TECHNICAL	VOCATIONAL	EDUCATION TOTAL	WORK	OTHERS
St Joseph, Blata I-Bajda	2		1	3		
Our Lady Immaculate, Hamrun	/	/	/	0	/	1
St Dorothy's, Zebbug	/	/	/	0	/	
St Monica, B'Kara	/		/	0		
St Monica, Gzira	/	/	/	0		1
Immaculate Conception, Tarxien	/		/	0	/	/
Sacred Heart, St Julian's				0		
St Joseph, Sliema				0		
St Francis Sec. School, Sliema				0		
St Catherine's, Pembroke				0		
Bishop's Conservatory, Victoria				0	1	1
TOTAL	2	0	1	3	1	3

MALES

SCHOOL	ACADEMIC	TECHNICAL	VOCATIONAL	EDUCATION TOTAL	WORK	OTHERS
St Albert, Valletta				0	1	1
St Elias College, Sta Venera	1	/		1	/	/
St Augustine, Pieta`			1	1	1	2
St Michael's, Qormi		1	3	4		
Seminary, Tal-Virtu`			1	1		
Savio College, Dingli	1	1		2		
St Aloysius, B'Kara				0		
St Paul's, Rabat	2	0	0	2	0	1
Seminary, Gozo				0		
Stella Maris, Gzira	1	2		3	1	
De La Salle, Cottonera				0		
St Edward's College, Cottonera	/			0	/	/
TOTAL	5	4	5	14	3	4

MIXED

SCHOOL				EDUCATION	WORK	OTHERS
	ACADEMIC	TECHNICAL	VOCATIONAL	TOTAL		
San Anton School				0	0	
St Martin's College	1	2	1	4	/	/
St Michael Foundation			3	3		
San Andrea School	/	/	/	0		
TOTAL	1	2	4	7	0	0



GUIDANCE AND COUNSELLING SERVICES EDUCATION DIVISION

1st October 2007

Dear student,

It has now been some months since you have left secondary school. Yet, we are still interested in knowing what you are doing at present, whether in a new course of study or at work. Consequently, it would be greatly appreciated if you could fill in the attached questionnaire and **return it to the Guidance Teacher of your last school.**

We are collecting this data for the compilation of the annual Tracer Study published by the Guidance & Counselling Services. Such a study publishes statistical information regarding the educational/ vocational choices of students after Form 5. The Form will be destroyed as soon as data is compiled. No personal data is entered in computer or published.

Should you require any help or information do not hesitate to contact the guidance teacher at school.

Name and Surname

School (2006-2007) Form 5

1. On completion of Form V, what are you doing now? (Put a cross [x] where applicable)

studying at school studying abroad working at home

2. If studying, where? Please tick as appropriate.

- Gian Frangisk Abela, Junior College, Msida
- Institute of Business & Commerce, Paola (M.C.A.S.T.)
- Private Sixth Form/Tuition Centre:
- Giovanni Curmi Higher Secondary School, Naxxar
- Institute of Information & Communication Technology, Paola (M.C.A.S.T.)
- M'Ang' Refalo' Centre for Further Studies, Gozo
- Studying abroad at a Sixth Form
- Institute of Electronics Engineering, Paola (M.C.A.S.T.)
- Institute of Mechanical Engineering, Paola (M.C.A.S.T.)
- Institute of Agribusiness, Luqa (M.C.A.S.T.)
- Institute of Maritime Studies, Kalkara (M.C.A.S.T.)
- Institute of Building & Construction Engineering, Naxxar (M.C.A.S.T.)
- M.C.A.S.T. Centre, Gozo.
- Studying abroad at a Professional Institute
- Institute of Community Services, Paola (M.C.A.S.T.)
- Institute of Art & Design, Targa Gap (M.C.A.S.T.)
- Institute of Tourism Studies, St Julian's
- Institute of Health Care, University of Malta, Msida
- Studying abroad at a Vocational College

3. If working, in what job?**I am working because:**

- I did not sit for SEC Exams
- I obtained no certification
- I was not accepted for the course I applied for
- Of financial problems - Have to support myself
- Of financial problems - Have to support my family
- Of family commitments
- I joined the family business
- I am not interested in studying

4. If neither studying nor working, what are you doing?**I am neither studying nor working because:**

- I am at home - due to disability / special needs
- I am at home – I wanted to take a year gap before I continue studying
- I emigrated/ I am travelling abroad
- I am registering for work as I:
 - Did not sit for SEC Exams
 - Obtained no certification
 - Of financial problems - have to support myself
 - Of financial problems - have to support my family
 - Of family commitments
 - I joined the family business
 - I am not interested in studying
 - I am involved in voluntary work

5. If you are not studying, which of the following could have possibly changed your choices?

- Support for special needs. Please specify
- Child support. Please specify:
- After - hours support.
- Financial support.
- Choice of subjects was restricted at secondary level.
- More interesting subjects to learn
- No bullying problems at secondary school
- No transport problems
- Other. Please specify

Student's Signature: _____

Date: _____

TRACER STUDY 2006-2007

SCHOOL: _____ STAMP: _____

Number of students on roll (1-6-2007) _____

A. Students Studying**i. ACADEMIC COURSES at:**

Gian Frangisk Abela, Junior College, Msida _____

Institute of Business & Commerce, Paola (M.C.A.S.T.) _____

Private Sixth Form/Tuition Centre: _____

Giovanni Curmi Higher Secondary, Naxxar _____

Institute of Information & Comm Tech., Paola (M.C.A.S.T.) _____

Mikelang Refalo Upper Lyceum, Gozo _____

Sixth Form abroad _____

Total: _____ (Including _____ Special Needs Students)

ii. TECHNICAL COURSES at:

Institute of Electronics Engineering, Paola (M.C.A.S.T.) _____

Institute of Mechanical Engineering, Paola (M.C.A.S.T.) _____

Institute of Agribusiness, Luqa (M.C.A.S.T.) _____

Institute of Maritime Studies, Kalkara (M.C.A.S.T.) _____

Institute of Building & Construction, Naxxar (M.C.A.S.T.) _____

M.C.A.S.T. Centre, Gozo. _____

Professional Institute abroad _____

Total: _____ (Including _____ Special Needs Students)

iii. VOCATIONAL COURSES at:

Institute of Community Services, Paola (M.C.A.S.T.) _____

Institute of Art & Design, Mosta (M.C.A.S.T.) _____

Institute of Tourism Studies, St Julian's _____

Institute of Health Care (Univ. of Malta), Msida _____

Vocational College abroad _____

Total: _____ (Including _____ Special Needs Students)

TRACER STUDY 2006-2007

B. Students Working

<u>Job:</u>	<u>Number:</u>
Salesperson/Shop Asst.	_____
Waiter/Waitress	_____
Labourer	_____
Machine Operator	_____
Cleaner	_____
Mason/Construction	_____
Caterer/Confectioner	_____
Hairdresser/Beautician	_____
Tile Layer/Plasterer	_____
Chambermaid	_____
_____	_____
_____	_____
_____	_____
_____	_____
_____	_____
_____	_____

Total: _____ (Including _____ Special Needs Students)

Reason for choosing Work Option:

Did not sit for SEC Exams	_____
Obtained no certification	_____
Not accepted for the course applied for	_____
Financial problems	_____
Family commitments	_____
Joined the family business	_____
Not interested in studying	_____

Total: _____ (Including _____ Special Needs Students)

C. Other Students

At Home _____
 Emigrated _____
 Registering for Work _____
 Others _____

Total: _____ (Including _____ Special Needs Students)

Reason/s for neither studying nor working:

Neither studying nor working because:

At home - due to disability / special needs _____
 At home – wanted to take a year off before continuing studying _____
 Emigrated/ travelling abroad _____
 Registering for work: _____
 Did not sit for SEC Exams _____
 Obtained no certification _____
 Financial problems - has to support himself _____
 Financial problems - has to support his family _____
 Family commitments _____
 Joined the family business _____
 Not interested in studying _____
 Involved in voluntary work _____

Total: _____ (Including _____ Special Needs Students)

Factors which could have possibly changed choice of not studying:

Support for special needs. Please specify _____
 Child support. Please specify _____
 After-hours support. _____
 Financial support. _____
 Choice of subjects was restricted at secondary level. _____
 More interesting subjects to learn _____
 No bullying problems at secondary school _____
 No transport problems _____
 Other. Please specify _____

Total: _____ (Including _____ Special Needs Students)

Guidance Teacher/s _____ , _____

_____ , _____

Head of School: _____