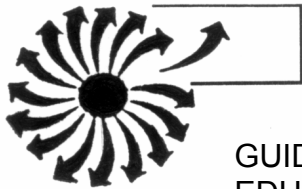


TRACER STUDY 2008 REPORT



GUIDANCE & COUNSELLING SERVICES
EDUCATION DIVISION
1, St. Publius Square
Floriana FRN 1443
MALTA

I. INTRODUCTION

- Explanatory Notes
- Thanks
- Background Information
- Observations

II. NATIONAL TABLES**Page**

- Total Students' Options by Sector 1
- Total Students' Options by Gender 2
- Total Students' Educational Options 3
- Total Students' Work Options 4
- Reason for choosing Work Option 6
- Total Students' Other Options 7
- Reason for neither studying nor working 8
- Factors which could have possibly changed choice of not studying 9

III. JUNIOR LYCEUMS

- Total Students' Options 10
- Students' Educational Options 11
- Students' Work Options 12
- Reason for choosing Work Option 13
- Students' Other Options 14
- Reason for neither studying nor working 14
- Factors which could have possibly changed choice of not studying 15

JUNIOR LYCEUM - FEMALES

- Total Students' Options 16
- Students' Educational Options 17
- Students' Work Options 18
- Reason for choosing Work Option 19
- Students' Other Options 20
- Reason for neither studying nor working 21
- Factors which could have possibly changed choice of not studying 22

JUNIOR LYCEUM - MALES

- Total Students' Options 23
- Students' Educational Options 24
- Students' Work Options 25
- Reason for choosing Work Option 26

• Students' Other Options	27
• Reason for neither studying nor working	28
• Factors which could have possibly changed choice of not studying	29

IV. SECONDARY SCHOOLS

• Total Students' Options	30
• Students' Educational Options	31
• Students' Work Options	32
• Reason for choosing Work Option	34
• Students' Other Options	35
• Reason for neither studying nor working	35
• Factors which could have possibly changed choice of not studying	36

SECONDARY SCHOOLS - FEMALES

• Total Students' Options	37
• Students Educational Options	38
• Students' Work Options	40
• Reason for choosing Work Option	41
• Students' Other Options	42
• Reason for neither studying nor working	43
• Factors which could have possibly changed choice of not studying	44

SECONDARY SCHOOL - MALES

• Total Students Options	45
• Students Educational Options	46
• Students Work Options	48
• Reason for choosing Work Option	50
• Students Other Options	51
• Reason for neither studying nor working	52
• Factors which could have possibly changed choice of not studying	53

V. PRIVATE SCHOOLS

• Total Students' Options	54
• Students' Educational Options	55
• Students' Work Options	56
• Reason for choosing Work Option	57
• Students Other Options	58
• Reason for neither studying nor working	58
• Factors which could have possibly changed choice of not studying	59

PRIVATE SCHOOLS - FEMALES

• Total Students' Options		60
• Students' Educational Options	61	
• Students' Work Options		63
• Reason for choosing Work Option		64
• Students' Other Options		65
• Reason for neither studying nor working		66
• Factors which could have possibly changed choice of not studying		67

PRIVATE SCHOOLS - MALES

• Total Students' Options		68
• Students' Educational Options	69	
• Students' Work Options		71
• Reason for choosing Work Option		72
• Students Other Options		73
• Reason for neither studying nor working		74
• Factors which could have possibly changed choice of not studying		75

PRIVATE SCHOOLS - MIXED

• Total Students' Options		76
• Students' Educational Options	77	
• Students' Work Options		78
• Reason for choosing Work Option		78
• Students' Other Options		79
• Reason for neither studying nor working		80
• Factors which could have possibly changed choice of not studying		81

VI. SPECIAL NEEDS STUDENTS

• Total Students' Options		82
• Total Students' Options by Gender		83
• Junior Lyceums		84
• Secondary Schools		85
• Private Schools		86

APPENDICES

• Students' Data-Entry Form	
• Guidance Teachers' Data Return-Sheet	

INTRODUCTION:

Since 1990 the Guidance and Counselling Services have been organising a series of tracer studies - both at school and at the national level. Such research provides helpful information to educational planners as well as the personnel at the Guidance & Counselling Services. The work carried out by Guidance Teachers encouraging students to have positive approaches toward furthering their education is evident in the steady increase we have seen during the past few years in the number of students participating in post-secondary courses. In this report we find 3592 young people (**80.4%** of the total number of students who reached school leaving age and replied to the survey) who opted to follow a course in post-secondary schools. This represents a 4.4% increase over last year.

1. EXPLANATORY NOTES:

- 1.1 All students who had completed Form V in 2008 were asked to participate in this Tracer Study, i.e. all students who were legally able to leave school on finishing the statutory school career and could opt to stay on at school or seek work. Those students who left school before doing their school-leaving examination - having been officially exempted from school on reaching their sixteenth birthday - were considered as dropouts and thus were not included in the study.
- 1.2 In the form sent to all school leavers, each student was asked to indicate if she/he was studying at school, working, or at home (See Appendices).

A list of all post-secondary schools, as reproduced in the appendices, was sent to all school leavers. Schools were grouped into academic, technical, or vocational courses. Each student was asked to indicate which school he/she was attending at the time of the survey, i.e. October/November 2008.

- 1.3 If the student declares he/she is working, a list of the ten jobs which were most popular in the 2007 Tracer Study was given. Students were asked to indicate if they were working in these or other different jobs.
- 1.4 The last section "Others" included those who were asked to state whether they were at home, emigrated, registering for work or any other option.

2. THANKS

2.1 Thanks are due to all Guidance Teachers, Counsellors and Heads of all participating schools.

3. BACKGROUND INFORMATION

3.1 The first National Tracer Study was published in October 1990. Before that various Guidance Teachers had been taking the initiative to find out what became of their students after school leaving age, and held a Tracer Study in their own particular school. In 1990 the Guidance and Counselling Services decided to incorporate the information collected from these different studies so that a national picture could be drawn up identifying national, sectorial, and school trends. All schools were invited to participate. Guidance Teachers were requested to conduct their own Tracer Study in their respective schools and then send in their data to Head Office enabling the National Tracer Study to be compiled annually, so that by comparing the different reports, trends may be easily identified.

3.2 Work on this Tracer Study started in October 2008. Forms were sent out to all Guidance Teachers to hold a Tracer Study in their respective schools. These forms were then sent to all school leavers who were asked to send them back duly filled in to their own schools. The 94% replies gathering the information needed could only have been achieved by sheer hard work on the part of the Guidance Teachers. We thank the guidance teachers for their assiduous work.

4. OBSERVATIONS

4.1 Sectorial and school statistics may be easily analysed and compared after a closer look at the data tabulated below.

4.2 Options Mix

4.2.1 The options mix (Education 80%, Work 12% and Others 8%) in 2008 shows a 4% increase in Education over that of the previous year (Education 76%, Work 13% and Others 11%)

4.2.2

The trends of choices established in the previous Tracer Studies, were again confirmed here. A gradual steady increase in the number of students opting to further their education has levelled out to about 75% in the last four years. Similarly students opting for work on reaching school leaving age has settled down at the 12% mark.

	Education		Work		Others	
	Total	%	Total	%	Total	%
1990	1961	56	1102	31	353	10
1991	2554	63	1081	27	479	10
1992	2653	60	1237	27	599	13
1993	2652	60	1085	25	627	14
1994	2790	61	1292	28	538	12
1995	2734	58	1318	28	643	14
1997	2787	65	861	20	616	15
1998	3189	67	903	19	698	15
1999	3496	66	961	18	845	16
2000	3369	65	957	19	852	17
2001	3392	67	830	17	818	16
2002	3491	69	782	16	774	15
2003	3583	69	737	14	874	17
2004	3727	71	732	14	796	15
2005	3812	72	629	12	883	17
2006	3855	74	668	13	699	13
2007	3386	76	651	13	547	11
2008	3952	80	573	12	388	8

Options by Gender.

4.3.1 Results from previous tracer studies up to 1995 showed that usually more male than female students opted to continue their education. However, this trend was reversed in 1997 when 1560 females and 1168 males opted for post-secondary courses. Number wise, this 2008 report shows more females than male students opting to continue their education after Form 5. Similarly, percentage wise females (at 84%) outweigh males (at 75%) in opting to continue with their schooling after Form 5.

	1990		1991		1992		1993		1994		1995		1997		1998		1999	
	Tot.	%	Tot.	%	Tot.	%	Tot.	%	Tot.	%	Tot.	%	Tot.	%	Tot.	%	Tot.	%
MALES	1027	52	1435	57	1417	65	1461	67	1498	67	1485	63	1168	60	1497	65	1706	65
FEMALES	934	48	1108	43	1205	55	1165	56	1256	56	1206	52	1560	69	1671	68	1708	66
MIXED					31	22	26	30	36	25	47	39	59	69	78	94	82	80
TOTALS	1961		2443		2653	59	2652	61	2790	61	2734	58	2787	65	3246	67	3496	66

	2000		2001		2002		2003		2004		2005		2006		2007		2008	
	Tot.	%	Tot.	%	Tot.	%	Tot.	%	Tot.	%	Tot.	%	Tot.	%	Tot.	%	Tot.	%
MALES	1616	62	1580	65	1658	64	1598	64	1701	67	1726	69	1756	71	1699	70	1750	75
FEMALES	1634	67	1674	67	1678	74	1769	71	1789	72	1824	71	1797	74	1854	80	1876	84
MIXED	119	83	138	91	155	88	216	97	237	90	262	93	302	97	333	97	326	98
TOTALS	3369	65	3392	67	3491	69	3583	69	3727	71	3812	72	3855	74	3886	76	3952	80

4.3.2 When comparing the choices of male and female students it is more accurate to look at percentages rather than numbers because of the different school populations. While 91% of girls in Junior Lyceums opted for post-secondary education, only 84% of boys in Junior Lyceums continued with further studies.

4.3.3 While the number of girls in secondary schools choosing to attend post-secondary schools, (at 244), outweighs that for boys (at 203), similarly percentage wise (at 52%) females in secondary schools outweighs that for males (at 33%) in secondary schools.

4.3.4 Post Secondary courses.

Table II.3 shows that 79% of the students opting for Post Secondary Courses chose the academic stream joining courses at the Junior College, the Institute of Business & Commerce, Giovanni Curmi Higher Secondary, the Institute of Information & Communication, M.A.Refalo Complex, and Private Sixth Forms. Only 12% of the students opted to join the technical stream, while 9% chose vocational courses.

4.3.5.1 Work Options

A total of 573 students opted to start work on completing their Secondary School Education. This represents 9% of the female and 16% of the male secondary school population. This mounts to 12 % of total number of respondents.

Similar to previous Tracer Studies the majority of school leavers opting for work found jobs as salespersons/shop assistants (123 students), waitresses/ waiters (75), mason/construction (46) and labourers (41). A considerable number are working as machine operators (37), cleaners (36) and caterers/confectioners (35). It is interesting to note a repetition of the pattern found in previous Tracer Studies.

4.3.5.2 Reason for choosing work option.

This year the National Commission for Higher Education suggested that the Tracer Study be amended to include information about the reasons behind more students continuing studying after Form V. Thus another three main items were added to each main section: Reason for choosing work option , Reason for neither studying nor working, and Factors which could have possibly changed choice of not studying.

Out of 573 respondents, 406 students opting to start work came from the secondary sector and 122 from Junior Lyceums. Only 45 students opted to start work were coming from Private Schools.

The two main reasons given for choosing work option were that they did not sit for sec exams and that they were not interested in studying. This accounted for 51% of the replies. 19.7% obtained no certification, while 12.6 % joined the family business. 4 % did not specify any reason.

4.36.1 Other” Options

A total of 388 students (8%) stated they were neither following a post-secondary course nor working. This represents a decrease from that of the previous year at 560 students, i.e. 11%.

4.3.6.2 Reason for neither studying nor working.

Out of 388 respondents, 241 students opting to neither to study nor to start work came from the secondary sector and 114 from Junior Lyceums. Only 33 students opting neither to study nor to start work were coming from Private Schools.

The three main reasons given for choosing neither to study nor to start work were that they were not interested in studying, were registering for work and obtained no certification. This accounted for 57% of the replies. 9.3% did not sit for SEC exam, while 11.6 % did not specify any reason.

4.4.1 Options Mix by Sector.

There is a very big variation between the choices of students from the different sectors. A good number of students from Junior Lyceums and Private Schools opted for post-secondary courses (88% of the Junior Lyceum students and 96% of students from Private Schools), while only 41% of the students from Secondary Schools made the same choice. This is counter-balanced when we look at the work options: 6% of Junior Lyceum students and 2% of Private School students against 37% of secondary school students found work on leaving school after completing Form V. This pattern is repeated when we consider the 'Others' options.

4.4.2 Factors which could have possibly changed choice of not studying.

Financial support (8.9%) was listed as the main factor which could have possibly changed choice of not studying, while 4.5% pointed to more interesting subjects to learn. Just c. 2% gave two factors in question as 'no transport problems' and 'choice of subjects restricted at secondary level'. 69.7% did not specify any particular factor.

5.1 Special Needs Students.

This section is included by way of an addendum since the data tabulated here is already included in the other sections forming the main body of this report. We should also note that the students considered are those included in mainstream classes in normal schools, and in no way considers those attending special schools.

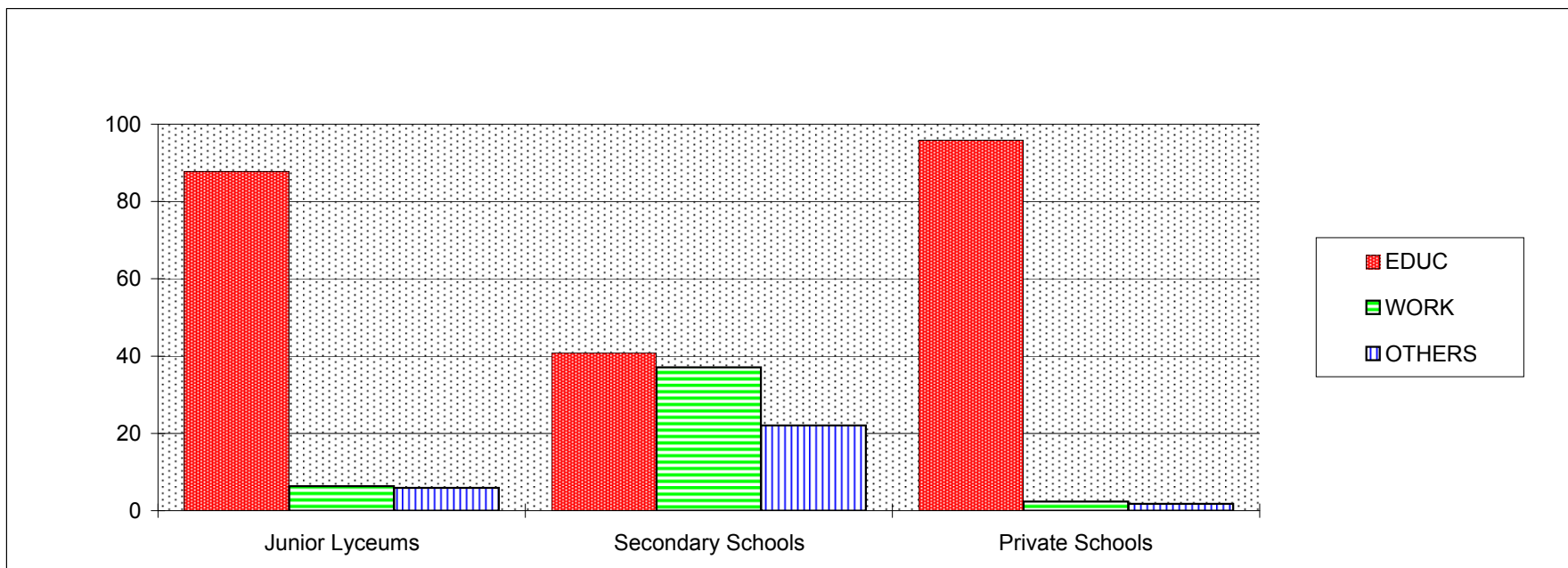
11 special needs students were reported in the Junior Lyceums. The Private Schools sector accounted for more than half the total of special needs students (37 students out of a total of 64). This is in line with that reported in the previous year where there were 35 special needs students out of a total of 51 attending Private Schools. One quarter of the total number of special needs students attended Secondary Schools.

With regards to gender mix, there were almost three times more males (45) than females (13). The number of special needs students who continued with further education was three times greater for males (26) than females (8).

II. NATIONAL TABLES

II.1. TOTAL STUDENTS OPTIONS BY SECTOR

SECTOR	POPULATION	REPLIES		EDUCATION		WORK		OTHERS	
		TOT	%	TOT	%	TOT	%	TOT	%
Junior Lyceums	1990	1927	96.8	1691	87.8	122	6.3	114	5.9
Secondary Schools	1343	1094	81.5	447	40.9	406	37.1	241	22.0
Private Schools	1904	1892	99.4	1814	95.9	45	2.4	33	1.7
TOTAL	5237	4913	93.8	3952	80.4	573	11.7	388	7.9



II.2. TOTAL STUDENTS' OPTIONS BY GENDER

FEMALES

SECTOR	POPULATION	REPLIES		EDUCATION		WORK		OTHERS	
		TOT	%	TOT	%	TOT	%	TOT	%
Junior Lyceums	1108	1047	94.5	950	90.7	56	5.3	41	3.9
Secondary Schools	643	470	73.1	244	51.9	123	26.2	103	21.9
Private Schools	719	717	99.7	682	95.1	23	3.2	12	1.7
TOTAL	2470	2234	90.4	1876	84.0	202	9.0	156	7.0

MALES

SECTOR	POPULATION	REPLIES		EDUCATION		WORK		OTHERS	
		TOT	%	TOT	%	TOT	%	TOT	%
Junior Lyceums	882	880	99.8	741	84.2	66	7.5	73	8.3
Secondary Schools	700	624	89.1	203	32.5	283	45.4	138	22.1
Private Schools	850	843	99.2	806	95.6	20	2.4	17	2.0
TOTAL	2432	2347	96.5	1750	74.6	369	15.7	228	9.7

MIXED

SECTOR	POPULATION	REPLIES		EDUCATION		WORK		OTHERS	
		TOT	%	TOT	%	TOT	%	TOT	%
Private Schools Mixed	335	332	99.104	326	98.2	2	0.6	4	1.2

II.3. TOTAL STUDENTS' EDUCATIONAL OPTIONS

ACADEMIC

SECTOR	EDUCATION REPLIES	JUNIOR COLLEGE		BUSINESS & COMMERCE		PRIVATE SIXTH FORM		HIGHER SECONDARY		INFORMATION & COMMUNICATION		M'ANG REFALO		SIXTH FORM ABROAD		TOTAL	
		TOT	%	TOT	%	TOT	%	TOT	%	TOT	%	TOT	%	TOT	%	TOT	%
Junior Lyceums	1691	594	35.1	103	6.1	45	2.7	280	16.6	86	5.1	160	9.5	0	0.0	1268	75.0
Secondary Schools	447	14	3.1	22	4.9	8	1.8	103	23.0	37	8.3	9	2.0	4	0.9	197	44.1
Private Schools	1814	809	44.6	52	2.9	378	20.8	261	14.4	53	2.9	66	3.6	24	1.3	1643	90.6
TOTAL	3952	1417	35.9	177	4.5	431	10.9	644	16.3	176	4.5	235	5.9	28	0.7	3108	78.6

TECHNICAL

SECTOR	EDUCATION REPLIES	ELECTRONICS ENGINEERING		MECHANICAL ENGINEERING		AGRI- BUSINESS		MARITIME STUDIES		BUILDING & CONSTRUCTION		MCAST GOZO		PROFESSIONAL INSITUTE ABROAD		TOTAL	
		TOT	%	TOT	%	TOT	%	TOT	%	TOT	%	TOT	%	TOT	%	TOT	%
Junior Lyceums	1691	80	4.7	120	7.1	2	0.1	6	0.4	21	1.2	40	2.4	0	0.0	269	15.9
Secondary Schools	447	33	7.4	25	5.6	6	1.3	0	0.0	48	10.7	34	7.6	0	0.0	146	32.7
Private Schools	1814	27	1.5	25	1.4	3	0.2	2	0.1	14	0.8	3	0.2	0	0.0	74	4.1
TOTAL	3952	140	3.5	170	4.3	11	0.3	8	0.2	83	2.1	77	1.9	0	0.0	489	12.4

VOCATIONAL

SECTOR	EDUCATION REPLIES	COMMUNITY SERVICES		ART AND DESIGN		TOURISM STUDIES		HEALTH CARE		VOCATIONAL COLLEGE ABROAD		TOTAL	
		TOT	%	TOT	%	TOT	%	TOT	%	TOT	%	TOT	%
Junior Lyceums	1691	68	4.0	36	2.1	45	2.7	5	0.3	0	0.0	154	9.1
Secondary Schools	447	62	13.9	15	3.4	27	6.0	0	0.0	0	0.0	104	23.3
Private Schools	1814	42	2.3	28	1.5	18	1.0	3	0.2	2	0.1	91	5.0
TOTAL	3952	172	4.4	79	2.0	90	2.3	8	0.2	2	0.1	349	8.8

II.4. TOTAL STUDENTS WORK OPTIONS

WORK	JUNIOR LYCEUMS	SECONDARY SCHOOLS	PRIVATE SCHOOLS	TOTAL	%
Salesperson/Shop Asst.	21	81	21	123	21.5
Waiter/Waitress	19	51	5	75	13.1
Mason/Construction	11	34	1	46	8.0
Labourer	13	26	2	41	7.2
Machine Operator	3	33	1	37	6.5
Cleaner	1	35		36	6.3
Caterer/Confectioner	14	20	1	35	6.1
Hairdresser/Beautician	6	18	1	25	4.4
Chambermaid		17		17	3.0
Store keeper		7	1	8	1.4
Tile Layer/Plasterer	1	7		8	1.4
Agriculturist/Farmer	1	6		7	1.2
Electrician Asst.	5	2		7	1.2
Carpenter		6		6	1.0
Supermarket attendant		6		6	1.0
Transporter/Delivery man		6		6	1.0
Fisherman	1	2	1	4	0.7
Ass. Chef		3		3	0.5
Mechanic		2	1	3	0.5
Packer		3		3	0.5
Barman		2		2	0.3
Bus ticket inspector		2		2	0.3
Butcher		2		2	0.3
Care Worker		2		2	0.3
Cashier	1	1		2	0.3
Child carer		2		2	0.3
Clerk/Secretary	2			2	0.3
Dishwasher/Kitchen hand		2		2	0.3

Please note that the jobs listed here are the students' perception of the job they were in. (Please refer to question 3 in Students' Data Entry-Form, given in Appendices). It doesn't reflect in any way on their being qualified or otherwise for the job.

Restaurant Manager		2		2	0.3
Solar Panel Technician		2		2	0.3
Sprayer		2		2	0.3
Stone dresser		2		2	0.3
Technician		2		2	0.3
Travel Agent		1	1	2	0.3
Administration			1	1	0.2
Animator	1			1	0.2
Boat Captain		1		1	0.2
Cameraman		1		1	0.2
Dental Surgeon Asst.	1			1	0.2
Electronics Technician			1	1	0.2
Green Grocer		1		1	0.2
Gypsum worker		1		1	0.2
Handyman		1		1	0.2
Horse cab driver		1		1	0.2
Interior Decorator	1			1	0.2
Internet Café		1		1	0.2
Ironmonger		1		1	0.2
Nail Technician	1			1	0.2
Petrol Station Attendant		1		1	0.2
Pool Boy		1		1	0.2
Porter		1		1	0.2
Postman	1			1	0.2
Receptionist	1			1	0.2
Sports master			1	1	0.2
Stevedore	1			1	0.2
Transport Authority		1		1	0.2
TV installation		1		1	0.2
Unspecified	16	4	6	26	4.5
TOTAL	122	406	45	573	100

II.4.1 REASON FOR CHOOSING WORK OPTION

REASON	JUNIOR LYCEUMS	SECONDARY SCHOOLS	PRIVATE SCHOOLS	TOTAL	%
Did not sit for SEC Exams	10	138	2	150	26.2
Obtained no certification	17	90	6	113	19.7
Not accepted for course applied for	7	15	2	24	4.2
Financial problems	9	21	3	33	5.8
Family commitments	4	10	0	14	2.4
Joined the family business	18	42	14	74	12.9
Not interested in studying	50	77	15	142	24.8
Unspecified	7	13	3	23	4.0
TOTAL	122	406	45	573	100

II.5. TOTAL STUDENTS "OTHER" OPTIONS

OPTION	JUNIOR LYCEUMS	SECONDARY SCHOOLS	PRIVATE SCHOOLS	TOTAL	%
At home	67	158	25	250	64.4
Emigrated	2	6	2	10	2.6
Registering for work	21	67	0	88	22.7
Others	24	10	6	40	10.3
TOTAL	114	241	33	388	100

II.5.1. REASON FOR NEITHER STUDYING NOR WORKING

REASON	JUNIOR LYCEUMS	SECONDARY SCHOOLS	PRIVATE SCHOOLS	TOTAL	%
At home: due to disability /special needs	0	11	8	19	4.9
At home: wanted to take a year off before continuing studying	9	7	5	21	5.4
Emigrated/travelling abroad	2	6	2	10	2.6
Registering for work	21	53	0	74	19.1
Did not sit for SEC Exams	5	29	2	36	9.3
Obtained no certification	15	43	5	63	16.2
Financial problems: has to support himself	2	0	0	2	0.5
Financial problems: has to support his family	2	3	0	5	1.3
Family commitments	4	15	0	19	4.9
Joined the family business	6	0	0	6	1.5
Not interested in studying	27	56	3	86	22.2
Involved in voluntary work	0	2	0	2	0.5
Unspecified	21	16	8	45	11.6
TOTAL	114	241	33	388	100

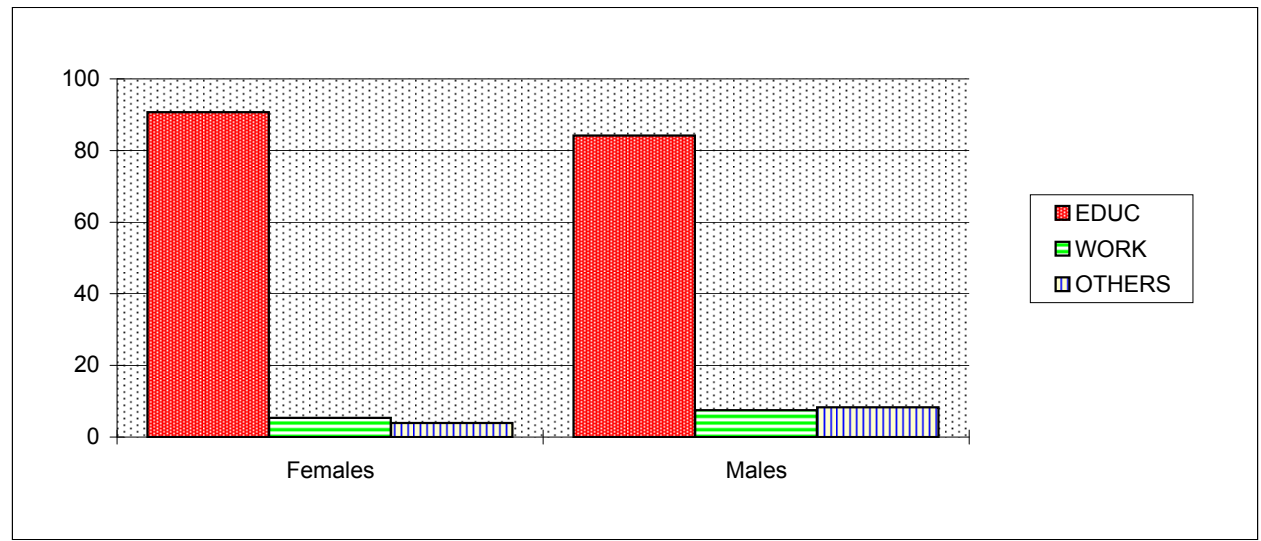
II.6. FACTORS WHICH COULD HAVE POSSIBLY CHANGED CHOICE OF NOT STUDYING

FACTOR	JUNIOR LYCEUMS	SECONDARY SCHOOLS	PRIVATE SCHOOLS	TOTAL	%
Support for special needs	0	8	1	9	0.9
Child support	2	3	0	5	0.5
After-hours support	0	5	0	5	0.5
Financial support	35	51	0	86	8.9
Choice of subjects was restricted at secondary level	5	12	0	17	1.8
More interesting subjects to learn	12	29	2	43	4.5
No bullying problems at secondary school	0	13	0	13	1.4
No transport problems	0	19	0	19	2.0
Other	4	87	3	94	9.8
Unspecified	178	420	72	670	69.7
TOTAL	236	647	78	961	100

III. JUNIOR LYCEUMS

III.1.1 TOTAL STUDENTS' OPTIONS

CATEGORY	POPULATION	REPLIES		EDUCATION		WORK		OTHERS	
		TOT	%	TOT	%	TOT	%	TOT	%
FEMALES	1108	1047	94.5	950	90.7	56	5.3	41	3.9
MALES	882	880	100	741	84.2	66	7.5	73	8.3
TOTAL	1990	1927	96.8	1691	87.8	122	6.3	114	5.9



III.1.2. STUDENTS' EDUCATIONAL OPTIONS

ACADEMIC

CATEGORY	EDUCATION REPLIES	JUNIOR COLLEGE		BUSINESS & COMMERCE		PRIVATE SIXTH FORM		HIGHER SECONDARY		INFORMATION & COMMUNICATION		M'ANG REFALO		SIXTH FORM ABROAD		TOTAL	
		TOT	%	TOT	%	TOT	%	TOT	%	TOT	%	TOT	%	TOT	%	TOT	%
FEMALES	950	435	45.8	68	7.2	36	3.8	165	17.4	12	1.3	107	11.3	0	0.0	823	86.6
MALES	741	159	21.5	35	4.7	9	1.2	115	15.5	74	10.0	53	7.2	0	0.0	445	60.1
TOTAL	1691	594	35.1	103	6.1	45	2.7	280	16.6	86	5.1	160	9.5	0	0.0	1268	75.0

TECHNICAL

	EDUCATION REPLIES	ELECTRONICS ENGINEERING		MECHANICAL ENGINEERING		AGRI- BUSINESS		MARITIME STUDIES		BUILDING & CONSTRUCTION		MCAST GOZO		PROFESSIONAL INSTITUTE ABROAD		TOTAL	
		TOT	%	TOT	%	TOT	%	TOT	%	TOT	%	TOT	%	TOT	%	TOT	%
FEMALES	950	4	0.4	4	0.4	0	0.0	2	0.2	3	0.3	16	1.7	0	0.0	29	3.1
MALES	741	76	10.3	116	15.7	2	0.3	4	0.5	18	2.4	24	3.2	0	0.0	240	32.4
TOTAL	1691	80	4.7	120	7.1	2	0.1	6	0.4	21	1.2	40	2.4	0	0.0	269	15.9

VOCATIONAL

	EDUCATION REPLIES	COMMUNITY SERVICES		ART AND DESIGN		TOURISM STUDIES		HEALTH CARE		VOCATIONAL COLLEGE ABROAD		TOTAL	
		TOT	%	TOT	%	TOT	%	TOT	%	TOT	%	TOT	%
FEMALES	950	64	6.7	19	2.0	10	1.1	5	0.5	0	0.0	98	10.3
MALES	741	4	0.5	17	2.3	35	4.7	0	0.0	0	0.0	56	7.6
TOTAL	1691	68	4.0	36	2.1	45	2.7	5	0.3	0	0.0	154	9.1

III.1.3.1 STUDENTS' WORK OPTIONS

	FEMALES	MALES	TOTAL	%
<i>Salesperson/Shop Asst.</i>	15	6	21	17.2
<i>Waitress/Waiter</i>	8	11	19	15.6
<i>Caterer/Confectioner</i>	2	12	14	11.5
<i>Labourer</i>	5	8	13	10.7
<i>Mason/Construction</i>		11	11	9.0
<i>Hairdresser/Beautician</i>	5	1	6	4.9
<i>Electrician</i>		5	5	4.1
<i>Machine Operator</i>	2	1	3	2.5
<i>Agriculturist</i>		1	1	0.8
<i>Animator</i>	1		1	0.8
<i>Cashier</i>	1		1	0.8
<i>Cleaner</i>		1	1	0.8
<i>Clerk</i>		1	1	0.8
<i>Dental Surgeon Asst.</i>	1		1	0.8
<i>Fisherman</i>		1	1	0.8
<i>Interior Decorator</i>		1	1	0.8
<i>Nail Technician</i>	1		1	0.8
<i>Postman</i>		1	1	0.8
<i>Receptionist</i>		1	1	0.8
<i>Secretary</i>	1		1	0.8
<i>Stevedore</i>		1	1	0.8
<i>Tile Layer/Plasterer</i>		1	1	0.8
<i>Unspecified</i>	14	2	16	13.1
TOTAL	56	66	122	100

III.1.3.2 REASON FOR CHOOSING WORK OPTION

REASON	FEMALES	MALES	TOTAL	%
Did not sit for SEC Exams	5	5	10	8.2
Obtained no certification	3	14	17	13.9
Not accepted for course applied for	3	4	7	5.7
Financial problems	6	3	9	7.4
Family commitments	3	1	4	3.3
Joined the family business	3	15	18	14.8
Not interested in studying	26	24	50	41.0
Unspecified	7	0	7	5.7
TOTAL	56	66	122	100

III.1.4.1 STUDENTS' "OTHER" OPTIONS

	FEMALES	MALES	TOTAL	%
At home	31	36	67	58.8
Emigrated	1	1	2	1.8
Registering for Work	4	17	21	18.4
Others	5	19	24	21.1
TOTAL	41	73	114	100

III.1.4.2 REASON FOR NEITHER STUDYING NOR WORKING

REASON	FEMALES	MALES	TOTAL	%
At home: due to disability /special needs	0	0	0	0.0
At home: wanted to take a year off before continuing studying	4	5	9	7.9
Emigrated/travelling abroad	1	1	2	1.8
Registering for work	4	17	21	18.4
Did not sit for SEC Exams	3	2	5	4.4
Obtained no certification	7	8	15	13.2
Financial problems: has to support himself	2	0	2	1.8
Financial problems: has to support his family	1	1	2	1.8
Family commitments	3	1	4	3.5
Joined the family business	0	6	6	5.3
Not interested in studying	7	20	27	23.7
Involved in voluntary work	0	0	0	0.0
Unspecified	9	12	21	18.4
TOTAL	41	73	114	100

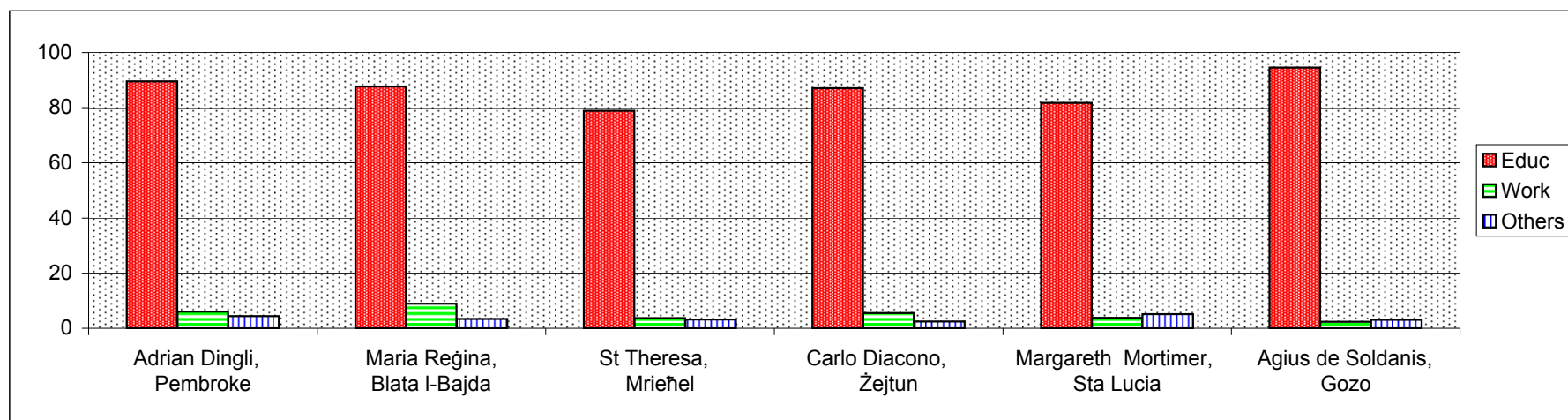
III.1.5 FACTORS WHICH COULD HAVE POSSIBLY CHANGED CHOICE OF NOT STUDYING

FACTOR	FEMALES	MALES	TOTAL	%
Support for special needs	0	0	0	0.0
Child support	1	1	2	0.8
After-hours support	0	0	0	0.0
Financial support	11	24	35	14.8
Choice of subjects was restricted at secondary level	0	5	5	2.1
More interesting subjects to learn	2	10	12	5.1
No bullying problems at secondary school	0	0	0	0.0
No transport problems	0	0	0	0.0
Other	4	0	4	1.7
Unspecified	79	99	178	75.4
TOTAL	97	139	236	100

III.2. JUNIOR LYCEUMS - FEMALES

III.2.1. TOTAL STUDENTS' OPTIONS

SCHOOL	POPULATION	REPLIES		EDUCATION		WORK		OTHERS	
		TOT	%	TOT	%	TOT	%	TOT	%
Adrian Dingli, Pembroke	182	182	100	163	89.6	11	6.0	8	4.4
Maria Reġina, Blata I-Bajda	179	179	100	157	87.7	16	8.9	6	3.4
St Theresa, Mrieġel	218	187	85.8	172	78.9	8	3.7	7	3.2
Carlo Diacono, Żejtun	163	155	95.1	142	87.1	9	5.5	4	2.5
Margareth Mortimer, Sta Lucia	236	214	90.7	193	81.8	9	3.8	12	5.1
Agius de Soldanis GJL, Gozo	130	130	100	123	94.6	3	2.3	4	3.1
TOTAL	1108	1047	94.5	950	90.7	56	5.3	41	3.9



III.2.2. STUDENTS' EDUCATIONAL OPTIONS

ACADEMIC

SCHOOL	EDUCATION REPLIES	JUNIOR COLLEGE		BUSINESS & COMMERCE		PRIVATE SIXTH FORM		HIGHER SECONDARY		INFORMATION & COMMUNICATION		M'ANG REFALO		SIXTH FORM ABROAD		TOTAL	
		TOT	%	TOT	%	TOT	%	TOT	%	TOT	%	TOT	%	TOT	%	TOT	%
Adrian Dingli, Pembroke	163	90	55.2	6	3.7	6	3.7	45	27.6		0.0		0.0		0.0	147	90.2
Maria Regina, Blata I-Bajda	157	79	50.3	8	5.1	5	3.2	34	21.7	5	3.2		0.0		0.0	131	83.4
St Theresa, Mrieħel	172	86	50.0	16	9.3	8	4.7	33	19.2	4	2.3		0.0		0.0	147	85.5
Carlo Diacono, Żejtun	142	85	59.9	15	10.6	12	8.5	11	7.7	3	2.1		0.0		0.0	126	88.7
Margareth Mortimer, Sta Lucia	193	95	49.2	23	11.9	5	2.6	42	21.8		0.0		0.0		0.0	165	85.5
Agius de Soldanis GJL, Gozo	123		0.0		0.0		0.0		0.0		0.0	107	87.0		0.0	107	87.0
TOTAL	950	435	45.8	68	7.2	36	3.8	165	17.4	12	1.3	107	11.3	0	0.0	823	86.6

TECHNICAL

SCHOOL	EDUCATION REPLIES	ELECTRONICS ENGINEERING		MECHANICAL ENGINEERING		AGRI-BUSINESS		MARITIME STUDIES		BUILDING & CONSTRUCTION		MCAST GOZO		PROFESSIONAL INSTITUTE ABROAD		TOTAL	
		TOT	%	TOT	%	TOT	%	TOT	%	TOT	%	TOT	%	TOT	%	TOT	%
Adrian Dingli, Pembroke	163		0.0		0.0		0.0		0.0		0.0		0.0		0.0	0	0.0
Maria Regina, Blata I-Bajda	157	2	1.3	2	1.3		0.0		0.0		0.0		0.0		0.0	4	2.5
St Theresa, Mrieħel	172	1	0.6	1	0.6		0.0	1	0.6	1	0.6		0.0		0.0	4	2.3
Carlo Diacono, Żejtun	142		0.0	1	0.7		0.0		0.0	2	1.4		0.0		0.0	3	2.1
Margareth Mortimer, Sta Lucia	193	1	0.5		0.0		0.0	1	0.5		0.0		0.0		0.0	2	1.0
Agius de Soldanis GJL, Gozo	123		0.0		0.0		0.0		0.0		0.0	16	13.0		0.0	16	13.0
TOTAL	950	4	0.4	4	0.4	0	0.0	2	0.2	3	0.3	16	1.7	0	0.0	29	3.1

VOCATIONAL

SCHOOL	EDUCATION REPLIES	COMMUNITY SERVICES		ART AND DESIGN		TOURISM STUDIES		HEALTH CARE		VOCATIONAL COLLEGE ABROAD		TOTAL	
		TOT	%	TOT	%	TOT	%	TOT	%	TOT	%	TOT	%
Adrian Dingli, Pembroke	163	10	6.1	4	2.5	2	1.2		0.0		0.0	16	9.8
Maria Regina, Blata I-Bajda	157	17	10.8	3	1.9	1	0.6	1	0.6		0.0	22	14.0
St Theresa, Mrieħel	172	9	5.2	4	2.3	4	2.3	4	2.3		0.0	21	12.2
Carlo Diacono, Żejtun	142	10	7.0	2	1.4	1	0.7		0.0		0.0	13	9.2
Margareth Mortimer, Sta Lucia	193	18	9.3	6	3.1	2	1.0		0.0		0.0	26	13.5
Agius de Soldanis GJL, Gozo	123		0.0		0.0		0.0		0.0		0.0	0	0.0
TOTAL	950	64	6.7	19	2.0	10	1.1	5	0.5	0	0.0	98	10.3

III.2.2.3.1 STUDENTS' WORK OPTIONS

WORK	SIR ADRIAN DINGLI	MARIA REGINA	ST THERESA	CARLO DIACONO	MARGARETH MORTIME	AGIUS DE SOLDANIS	TOTAL	%
Salesperson/Shop Asst.	3	8		1		3	15	26.8
Waitress	3	3	1	1			8	14.3
Hairdresser/Beautician	2			2	1		5	8.9
Labourer		5					5	8.9
Caterer/Confectioner	2						2	3.6
Machine Operator				2			2	3.6
Animator			1				1	1.8
Cashier				1			1	1.8
Dental Surgeon Asst.	1						1	1.8
Nail Technician				1			1	1.8
Secretary				1			1	1.8
Unspecified			6		8		14	25.0
TOTAL	11	16	8	9	9	3	56	100

III.2.2.3.2 REASON FOR CHOOSING WORK OPTION

REASON	SIR ADRIAN DINGLI	MARIA REGINA	ST THERESA	CARLO DIACONO	MARGARETH MORTIMER	AGIUS DE SOLDANIS	TOTAL	%
Did not sit for SEC Exams				2	3		5	8.9
Obtained no certification			1	1	1		3	5.4
Not accepted for course applied for	1				2		3	5.4
Financial problems	3			1	1	1	6	10.7
Family commitments	2			1			3	5.4
Joined the family business	2				1		3	5.4
Not interested in studying	3	16		4	1	2	26	46
Unspecified			7				7	12.5
TOTAL	11	16	8	9	9	3	56	100

III.2.2.4.1 STUDENTS' OTHER OPTIONS

OPTION	SIR ADRIAN DINGLI	MARIA REGINA	ST THERESA	CARLO DIACONO	MARGARETH MORTIMER	AGIUS DE SOLDANIS	TOTAL	%
At home	3	6	7	4	11		31	76
Emigrated					1		1	2.4
Registering for Work	4						4	9.8
Others	1					4	5	12.2
TOTAL	8	6	7	4	12	4	41	100

III.2.2.4.2 REASON FOR NEITHER STUDYING NOR WORKING

REASON	SIR ADRIAN DINGLI	MARIA REGINA	ST THERESA	CARLO DIACONO	MARGARETH MORTIMER	AGIUS DE SOLDANIS	TOTAL	%
At home: due to disability /special needs							0	0.0
At home: wanted to take a year off before continuing studying	2				2		4	9.8
Emigrated/travelling abroad					1		1	2.4
Registering for work	4						4	9.8
Did not sit for SEC Exams					3		3	7.3
Obtained no certification		2	2	3			7	17.1
Financial problems: has to support himself					2		2	4.9
Financial problems: has to support his family					1		1	2.4
Family commitments		2		1			3	7.3
Joined the family business							0	0.0
Not interested in studying	2	2	1		2		7	17.1
Involved in voluntary work							0	0.0
Unspecified			4		1	4	9	22.0
TOTAL	8	6	7	4	12	4	41	100

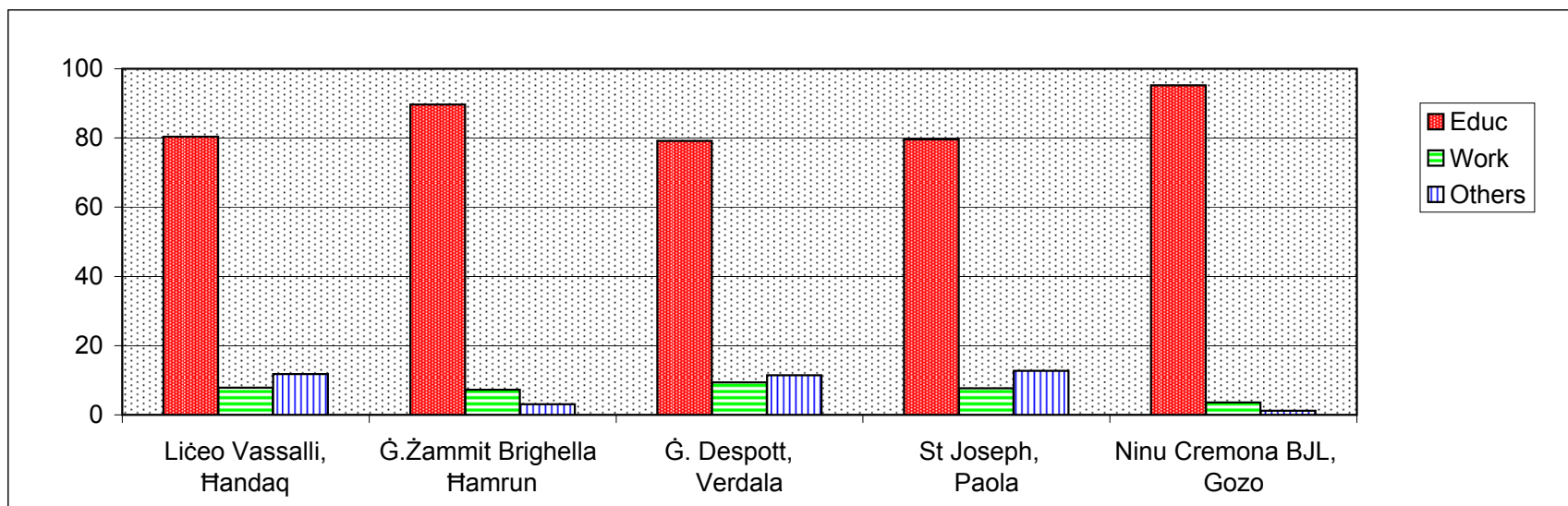
III.2.2.5 FACTORS WHICH COULD HAVE POSSIBLY CHANGED CHOICE OF NOT STUDYING

FACTOR	SIR ADRIAN DINGLI	MARIA REGINA	ST THERESA	CARLO DIACONO	MARGARETH MORTIMER	AGIUS DE SOLDANIS	TOTAL	%
Support for special needs							0	0.0
Child support					1		1	1.0
After-hours support							0	0.0
Financial support				9	1	1	11	11.3
Choice of subjects was restricted at secondary level							0	0.0
More interesting subjects to learn						2	2	2.1
No bullying problems at secondary school							0	0.0
No transport problems							0	0.0
Other				4			4	4.1
Unspecified	19	22	15		19	4	79	81.4
TOTAL	19	22	15	13	21	7	97	100

III.3. JUNIOR LYCEUMS - MALES

III.3.1. TOTAL STUDENTS' OPTIONS

SCHOOL	POPULATION	REPLIES		EDUCATION		WORK		OTHERS	
		TOT	%	TOT	%	TOT	%	TOT	%
Liċeo Vassalli, Ħandaq	229	229	100	184	80.3	18	7.9	27	11.8
Ġ. Żammit Brighella, Ħamrun	263	261	99.2	234	89.7	19	7.3	8	3.1
Ġ. Despott, Verdala	149	149	100	118	79.2	14	9.4	17	11.4
St Joseph, Paola	157	157	100	125	79.6	12	7.6	20	12.7
Ninu Cremona B.J.L., Gozo	84	84	100	80	95.2	3	3.6	1	1.2
TOTAL	882	880	100	741	84.2	66	7.5	73	8.3



III.3.2. STUDENTS' EDUCATIONAL OPTIONS

ACADEMIC

SCHOOL	EDUCATION REPLIES	JUNIOR COLLEGE		BUSINESS & COMMERCE		PRIVATE SIXTH FORM		HIGHER SECONDARY		INFORMATION & COMMUNICATION		M'ANG REFALO		SIXTH FORM ABROAD		TOTAL	
		TOT	%	TOT	%	TOT	%	TOT	%	TOT	%	TOT	%	TOT	%	TOT	%
Liċeo Vassalli, Ħandaq	184	51	27.7	2	1.1	2	1.1	31	16.8	23	12.5		0.0		0.0	109	59.2
Ġ. Żammit Brighella, Ħamrun	234	60	25.6	9	3.8	4	1.7	56	23.9	21	9.0		0.0		0.0	150	64.1
Ġ. Despott, Verdala	118	20	16.9	13	11.0	1	0.8	11	9.3	18	15.3		0.0		0.0	63	53.4
St Joseph, Paola	125	28	22.4	11	8.8	2	1.6	17	13.6	12	9.6		0.0		0.0	70	56.0
Ninu Cremona B JL, Gozo	80		0.0		0.0		0.0		0.0		0.0	53	66.3		0.0	53	66.3
TOTAL	741	159	21.5	35	4.7	9	1.2	115	15.5	74	10.0	53	7.2	0	0.0	445	60.1

TECHNICAL

SCHOOL	EDUCATION REPLIES	ELECTRONICS ENGINEERING		MECHANICAL ENGINEERING		AGRI- BUSINESS		MARITIME STUDIES		BUILDING & CONSTRUCTION		MCAST GOZO		PROFESSIONAL INSTITUTE ABROAD		TOTAL	
		TOT	%	TOT	%	TOT	%	TOT	%	TOT	%	TOT	%	TOT	%	TOT	%
Liċeo Vassalli, Ħandaq	184	16	8.7	35	19.0	1	0.5	1	0.5	5	2.7		0.0		0.0	58	31.5
Ġ. Żammit Brighella, Ħamrun	234	24	10.3	35	15.0	1	0.4	2	0.9	4	1.7		0.0		0.0	66	28.2
Ġ. Despott, Verdala	118	13	11.0	27	22.9		0.0	1	0.8	7	5.9		0.0		0.0	48	40.7
St Joseph, Paola	125	23	18.4	19	15.2		0.0		0.0	2	1.6		0.0		0.0	44	35.2
Ninu Cremona B JL, Gozo	80		0.0		0.0		0.0		0.0		0.0	24	30.0		0.0	24	30.0
TOTAL	741	76	10.3	116	15.7	2	0.3	4	0.5	18	2.4	24	3.2	0	0.0	240	32.4

VOCATIONAL

SCHOOL	EDUCATION REPLIES	COMMUNITY SERVICES		ART AND DESIGN		TOURISM STUDIES		HEALTH CARE		VOCATIONAL COLLEGE ABROAD		TOTAL	
		TOT	%	TOT	%	TOT	%	TOT	%	TOT	%	TOT	%
Liċeo Vassalli, Ħandaq	184	2	1.1	2	1.1	13	7.1		0.0		0.0	17	9.2
Ġ. Żammit Brighella, Ħamrun	234	1	0.4	4	1.7	13	5.6		0.0		0.0	18	7.7
Ġ. Despott, Verdala	118		0.0	6	5.1	1	0.8		0.0		0.0	7	5.9
St Joseph, Paola	125	1	0.8	5	4.0	5	4.0		0.0		0.0	11	8.8
Ninu Cremona B JL, Gozo	80		0.0		0.0	3	3.8		0.0		0.0	3	3.8
TOTAL	741	4	0.5	17	2.3	35	4.7	0	0.0	0	0.0	56	7.6

III.3.3.1 STUDENTS' WORK OPTIONS

WORK	LIČEO VASSALLI	DUN ĠUZEPP ŻAMMIT	ĠUZEPPI DESPOTT	ST JOSEPH	NINU CREMONA	TOTAL	%
<i>Caterer/Confectioner</i>	3	1	4	4		12	18.2
<i>Mason/Construction</i>	4	2	1	3	1	11	16.7
<i>Waiter</i>		5	4	1	1	11	16.7
<i>Labourer</i>		4	3	1		8	12.1
<i>Salesperson/Shop Asst.</i>	1	1	2	2		6	9.1
<i>Electrician</i>	4			1		5	7.6
<i>Agriculturist</i>					1	1	1.5
<i>Cleaner</i>		1				1	1.5
<i>Clerk</i>		1				1	1.5
<i>Fisherman</i>	1					1	1.5
<i>Hairdresser/Beautician</i>		1				1	1.5
<i>Interior Decorator</i>	1					1	1.5
<i>Machine Operator</i>	1					1	1.5
<i>Postman</i>	1					1	1.5
<i>Receptionist</i>		1				1	1.5
<i>Stevedore</i>	1					1	1.5
<i>Tile Layer/Plasterer</i>	1					1	1.5
<i>Unspecified</i>		2				2	3.0
TOTAL	18	19	14	12	3	66	100

III.3.3.2 REASON FOR CHOOSING WORK OPTION

REASON	LIĊEO VASSALLI	DUN ĠUŽEPP ŻAMMIT	ĠUŽEPI DESPOTT	ST JOSEPH	NINU CREMONA	TOTAL	%
Did not sit for SEC Exams		5				5	7.6
Obtained no certification	4	6	3	1		14	21.2
Not accepted for course applied for		2		2		4	6.1
Financial problems		1		2		3	4.5
Family commitments				1		1	1.5
Joined the family business	5	2	3	2	3	15	22.7
Not interested in studying	9	3	8	4		24	36.4
Unspecified						0	0.0
TOTAL	18	19	14	12	3	66	100

III.3.4.1 STUDENTS' "OTHER" OPTIONS

OPTION	LIĊEO VASSALLI	DUN ĠUŽEPP ŻAMMIT	ĠUŽEPI DESPOTT	ST JOSEPH	NINU CREMONA	TOTAL	%
At home	11	8	6	10	1	36	49.3
Emigrated	1					1	1.4
Registering for Work	3		4	10		17	23.3
Others	12		7			19	26.0
TOTAL	27	8	17	20	1	73	100

III.3.4.2 REASON FOR NEITHER STUDYING NOR WORKING

REASON	LÍCEO VASSALLI	DUN ĠUŽEPP ŻAMMIT	ĠUŽEPPI DESPOTT	ST JOSEPH	NINU CREMONA	TOTAL	%
At home: due to disability /special needs						0	0.0
At home: wanted to take a year off before continuing studying		2	2	1		5	6.8
Emigrated/travelling abroad	1					1	1.4
Registering for work	3		4	10		17	23.3
Did not sit for SEC Exams		2				2	2.7
Obtained no certification	4	2	2			8	11
Financial problems: has to support himself						0	0.0
Financial problems: has to support his family				1		1	1.4
Family commitments				1		1	1.4
Joined the family business	5			1		6	8.2
Not interested in studying	9	2	2	6	1	20	27.4
Involved in voluntary work						0	0.0
Unspecified	5		7			12	16.4
TOTAL	27	8	17	20	1	73	100

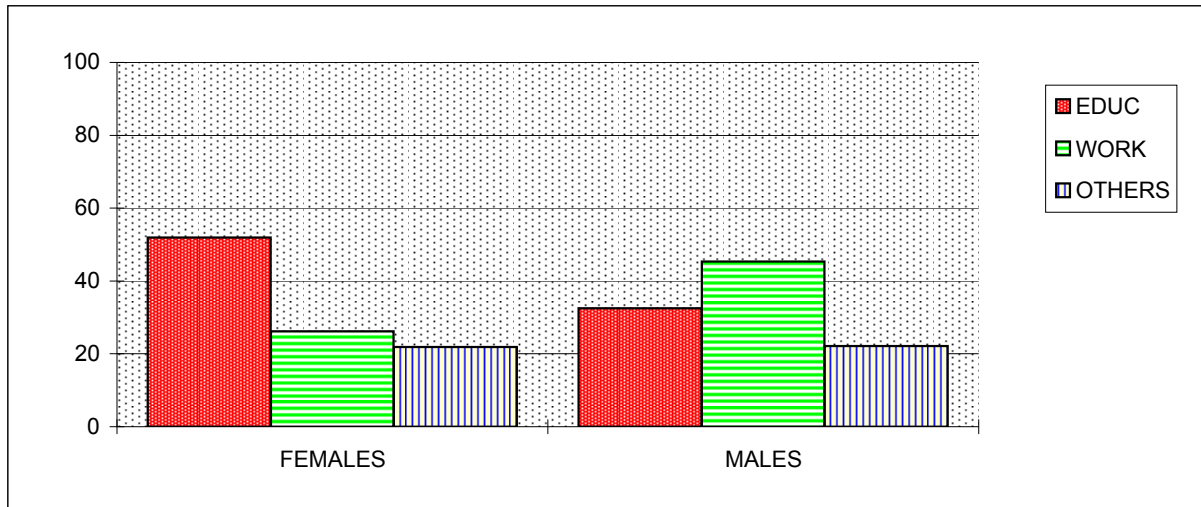
III.3.5 FACTORS WHICH COULD HAVE POSSIBLY CHANGED CHOICE OF NOT STUDYING

FACTOR	LIĊEO VASSALLI	DUN ĠUŽEPP ŻAMMIT	ĠUŽEPPI DESPOTT	ST JOSEPH	NINU CREMONA	TOTAL	%
Support for special needs						0	0.0
Child support				1		1	0.7
After-hours support						0	0.0
Financial support				24		24	17.3
Choice of subjects was restricted at secondary level				5		5	3.6
More interesting subjects to learn		8		2		10	7.2
No bullying problems at secondary school						0	0.0
No transport problems						0	0.0
Other						0	0.0
Unspecified	45	19	31		4	99	71.2
TOTAL	45	27	31	32	4	139	100

IV. SECONDARY SCHOOLS

IV.1.1. TOTAL STUDENTS' OPTIONS

	POPULATION	REPLIES		EDUCATION		WORK		OTHERS	
		TOT	%	TOT	%	TOT	%	TOT	%
FEMALES	643	470	73.1	244	51.9	123	26.2	103	21.9
MALES	700	624	89.1	203	32.5	283	45.4	138	22.1
TOTAL	1343	1094	81.5	447	40.9	406	37.1	241	22.0



IV.1.2. STUDENTS' EDUCATIONAL OPTIONS

ACADEMIC

	EDUCATION REPLIES	JUNIOR COLLEGE		BUSINESS & COMMERCE		PRIVATE SIXTH FORM		HIGHER SECONDARY		INFORMATION & COMMUNICATION		M'ANG REFALO		SIXTH FORM ABROAD		TOTAL	
		TOT	%	TOT	%	TOT	%	TOT	%	TOT	%	TOT	%	TOT	%	TOT	%
FEMALES	244	14	5.7	19	7.8	3	1.2	83	34.0	16	6.6	2	0.8	1	0.4	138	56.6
MALES	203	0	0.0	3	1.5	5	2.5	20	9.9	21	10.3	7	3.4	3	1.5	59	29.1
TOTAL	447	14	3.1	22	4.9	8	1.8	103	23.0	37	8.3	9	2.0	4	0.9	197	44.1

TECHNICAL

	EDUCATION REPLIES	ELECTRONICS ENGINEERING		MECHANICAL ENGINEERING		AGRI- BUSINESS		MARITIME STUDIES		BUILDING & CONSTRUCTION		MCAST GOZO		PROFESSIONAL INSTITUTE ABROAD		TOTAL	
		TOT	%	TOT	%	TOT	%	TOT	%	TOT	%	TOT	%	TOT	%	TOT	%
FEMALES	244	0	0.0	2	0.8	3	1.2	0	0.0	1	0.4	21	8.6	0	0.0	27	11.1
MALES	203	33	16.3	23	11.3	3	1.5	0	0.0	47	23.2	13	6.4	0	0.0	119	58.6
TOTAL	447	33	7.4	25	5.6	6	1.3	0	0.0	48	10.7	34	7.6	0	0.0	146	32.7

VOCATIONAL

	EDUCATION REPLIES	COMMUNITY SERVICES		ART AND DESIGN		TOURISM STUDIES		HEALTH CARE		VOCATIONAL COLLEGE ABROAD		TOTAL	
		TOT	%	TOT	%	TOT	%	TOT	%	TOT	%	TOT	%
FEMALES	244	61	25.0	6	2.5	12	4.9	0	0.0	0	0.0	79	32.4
MALES	203	1	0.5	9	4.4	15	7.4	0	0.0	0	0.0	25	12.3
TOTAL	447	62	13.9	15	3.4	27	6.0	0	0.0	0	0.0	104	23.3

IV.1.3.1 STUDENTS' WORK OPTIONS

WORK	FEMALES	MALES	TOTAL	%
Salesperson/Shop Asst.	37	44	81	20.0
Waitress/Waiter	19	32	51	12.6
Cleaner	20	15	35	8.6
Mason/Construction	0	34	34	8.4
Machine Operator	12	21	33	8.1
Labourer	0	26	26	6.4
Caterer/Confectioner	2	18	20	4.9
Hairdresser/Beautician	0	18	18	4.4
Chambermaid	17	0	17	4.2
Store keeper	1	6	7	1.7
Tile Layer/Plasterer	5	2	7	1.7
Carpenter		6	6	1.5
Supermarket attendant		6	6	1.5
Transporter/Delivery man		6	6	1.5
Agriculturist		4	4	1.0
Ass. Chef	3		3	0.7
Packer	1	2	3	0.7
Barman		2	2	0.5
Bus ticket inspector		2	2	0.5
Butcher		2	2	0.5
Care Worker	2		2	0.5
Child carer	1	1	2	0.5
Dishwasher/Kitchen hand		2	2	0.5
Electrician Asst.		2	2	0.5
Farmer		2	2	0.5
Fisherman		2	2	0.5
Mechanic		2	2	0.5
Restaurant Manager		2	2	0.5
Solar Panel Technician		2	2	0.5
Sprayer		2	2	0.5
Stone dresser		2	2	0.5
Technician		2	2	0.5
Boat Captain		1	1	0.2
Cameraman		1	1	0.2
Cashier	1		1	0.2
Green Grocer		1	1	0.2
Gypsum worker		1	1	0.2
Handyman		1	1	0.2
Horse cab driver		1	1	0.2
Internet Café		1	1	0.2
Ironmonger		1	1	0.2
Petrol Station Attendant		1	1	0.2
Pool Boy		1	1	0.2

Porter		1	1	0.2
Transport Authority		1	1	0.2
Travel Agent	1		1	0.2
TV installation		1	1	0.2
Unspecified	1	3	4	1.0
TOTAL	123	283	406	100

IV.1.3.2 REASON FOR CHOOSING WORK OPTION

REASON	FEMALES	MALES	TOTAL	%
Did not sit for SEC Exams	28	110	138	34.0
Obtained no certification	42	48	90	22.2
Not accepted for course applied for	1	14	15	3.7
Financial problems	15	6	21	5.2
Family commitments	0	10	10	2.5
Joined the family business	3	39	42	10.3
Not interested in studying	21	56	77	19.0
Unspecified	13	0	13	3.2
TOTAL	123	283	406	100

IV.1.4.1 STUDENTS' "OTHER" OPTIONS

OPTION	FEMALES	MALES	TOTAL	%
At home	77	81	158	65.6
Emigrated	0	6	6	2.5
Registering for work	22	45	67	27.8
Others	4	6	10	4.1
TOTAL	103	138	241	100

IV.1.4.2 REASON FOR NEITHER STUDYING NOR WORKING

REASON	FEMALES	MALES	TOTAL	%
At home: due to disability /special needs	1	10	11	4.6
At home: wanted to take a year off before continuing studying	6	1	7	2.9
Emigrated/travelling abroad	0	6	6	2.5
Registering for work	22	31	53	22.0
Did not sit for SEC Exams	5	24	29	12.0
Obtained no certification	30	13	43	17.8
Financial problems: has to support himself	0	0	0	0.0
Financial problems: has to support his family	3	0	3	1.2
Family commitments	15	0	15	6.2
Joined the family business	0	0	0	0.0
Not interested in studying	20	36	56	23.2
Involved in voluntary work	0	2	2	0.8
Unspecified	1	15	16	6.6
TOTAL	103	138	241	100

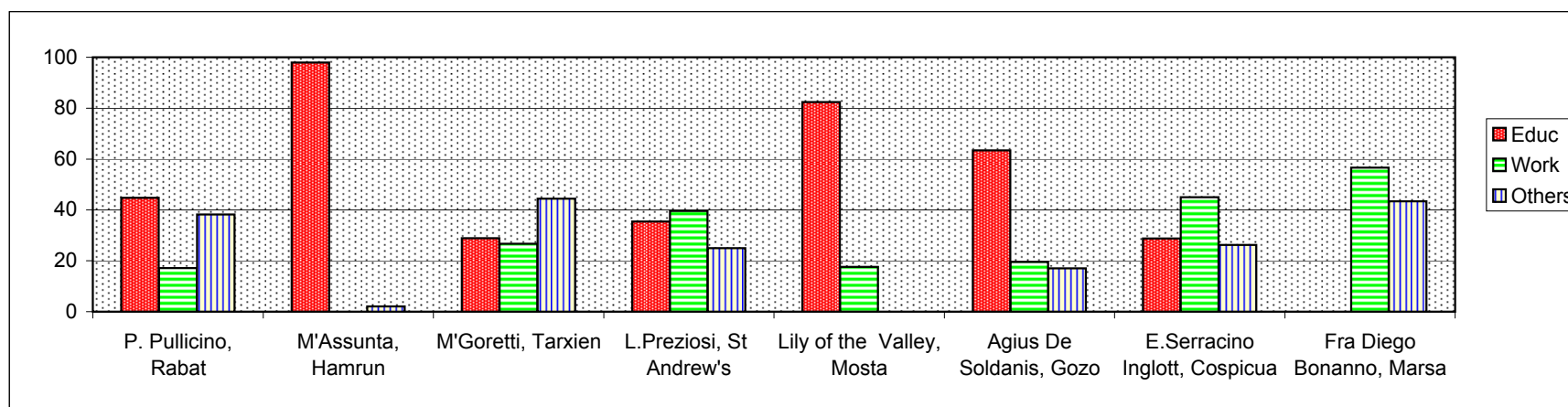
IV.1.5 FACTORS WHICH COULD HAVE POSSIBLY CHANGED CHOICE OF NOT STUDYING

FACTOR	FEMALES	MALES	TOTAL	%
Support for special needs	0	8	8	1.2
Child support	2	1	3	0.5
After-hours support	1	4	5	0.8
Financial support	41	10	51	7.9
Choice of subjects was restricted at secondary level	0	12	12	1.9
More interesting subjects to learn	11	18	29	4.5
No bullying problems at secondary school	4	9	13	2.0
No transport problems	0	19	19	2.9
Other	26	61	87	13.4
Unspecified	141	279	420	64.9
TOTAL	226	421	647	100

IV.2. SECONDARY SCHOOLS - FEMALES

IV.2.1. TOTAL STUDENTS - OPTIONS

SCHOOL	POPULATION	REPLIES		EDUCATION		WORK		OTHERS	
		TOT	%	TOT	%	TOT	%	TOT	%
P. Pullicino, Rabat	87	76	87.4	34	44.7	13	17.1	29	38.2
M'Assunta, Hamrun	150	48	32.0	47	97.9	0	0.0	1	2.1
M'Goretti, Tarxien	61	45	73.8	13	28.9	12	26.7	20	44.4
L.Preziosi, St Andrew's	59	48	81.4	17	35.4	19	39.6	12	25.0
Lily of the Valley, Mosta	135	102	75.6	84	82.4	18	17.6	0	0.0
Agius De Soldanis GSS, Gozo	41	41	100	26	63.4	8	19.5	7	17.1
E.Serracino Inglott, Cospicua	80	80	100	23	28.8	36	45.0	21	26.3
Fra Diego Bonanno, Marsa	30	30	100	0	0.0	17	56.7	13	43.3
TOTAL	643	470	73.1	244	51.9	123	26.2	103	21.9



IV.2.2. STUDENTS' EDUCATIONAL OPTIONS

ACADEMIC

SCHOOL	EDUCATION REPLIES	JUNIOR COLLEGE		BUSINESS & COMMERCE		PRIVATE SIXTH FORM		HIGHER SECONDARY		INFORMATION & COMMUNICATION		M'ANG REFALO		SIXTH FORM ABROAD		TOTAL	
		TOT	%	TOT	%	TOT	%	TOT	%	TOT	%	TOT	%	TOT	%	TOT	%
P. Pullicino, Rabat	34	1	2.9	1	2.9		0.0	18	52.9		0.0		0.0		0.0	20	58.8
M'Assunta, Hamrun	47	1	2.1	11	23.4		0.0	14	29.8	3	6.4		0.0		0.0	29	61.7
M'Goretti, Tarxien	13		0.0	2	15.4	3	23.1	1	7.7	2	15.4		0.0		0.0	8	61.5
L.Preziosi, St Andrew's	17		0.0		0.0		0.0	6	35.3	1	5.9		0.0	1	5.9	8	47.1
Lily of the Valley, Mosta	84	12	14.3	5	6.0		0.0	34	40.5	4	4.8		0.0		0.0	55	65.5
Agius De Soldanis GSS, Gozo	26		0.0		0.0		0.0		0.0		0.0	2	7.7		0.0	2	7.7
E.Serracino Inglott, Cospicua	23		0.0		0.0		0.0	10	43.5	6	26.1		0.0		0.0	16	69.6
Fra Diego Bonanno, Marsa	0		0.0		0.0		0.0		0.0		0.0		0.0		0.0	0	0.0
TOTAL	244	14	5.7	19	7.8	3	1.2	83	34.0	16	6.6	2	0.8	1	0.4	138	56.6

TECHNICAL

SCHOOL	EDUCATION REPLIES	ELECTRONICS ENGINEERING		MECHANICAL ENGINEERING		AGRI- BUSINESS		MARITIME STUDIES		BUILDING & CONSTRUCTION		MCAST GOZO		PROFESSIONAL INSTITUTE ABROAD		TOTAL	
		TOT	%	TOT	%	TOT	%	TOT	%	TOT	%	TOT	%	TOT	%	TOT	%
P. Pullicino, Rabat	34		0.0		0.0		0.0		0.0		0.0		0.0		0.0	0	0.0
M'Assunta, Hamrun	47		0.0	1	2.1	2	4.3		0.0	1	2.1		0.0		0.0	4	8.5
M'Goretti, Tarxien	13		0.0		0.0		0.0		0.0		0.0		0.0		0.0	0	0.0
L.Preziosi, St Andrew's	17		0.0		0.0		0.0		0.0		0.0		0.0		0.0	0	0.0
Lily of the Valley, Mosta	84		0.0	1	1.2	1	1.2		0.0		0.0		0.0		0.0	2	2.4
Agius De Soldanis GSS, Gozo	26		0.0		0.0		0.0		0.0		0.0	21	80.8		0.0	21	80.8
E.Serracino Inglott, Cospicua	23		0.0		0.0		0.0		0.0		0.0		0.0		0.0	0	0.0
Fra Diego Bonanno, Marsa	0		0.0		0.0		0.0		0.0		0.0		0.0		0.0	0	0.0
TOTAL	244	0	0.0	2	0.8	3	1.2	0	0.0	1	0.4	21	8.6	0	0.0	27	11.1

VOCATIONAL

SCHOOL	EDUCATION REPLIES	COMMUNITY SERVICES		ART AND DESIGN		TOURISM STUDIES		HEALTH CARE		VOCATIONAL COLLEGE ABROAD		TOTAL	
		TOT	%	TOT	%	TOT	%	TOT	%	TOT	%	TOT	%
P. Pullicino, Rabat	34	12	35.3		0.0	2	5.9		0.0		0.0	14	41.2
M'Assunta, Hamrun	47	11	23.4		0.0	3	6.4		0.0		0.0	14	29.8
M'Goretti, Tarxien	13	5	38.5		0.0		0.0		0.0		0.0	5	38.5
L.Preziosi, St Andrew's	17	4	23.5	4	23.5	1	5.9		0.0		0.0	9	52.9
Lily of the Valley, Mosta	84	23	27.4	2	2.4	2	2.4		0.0		0.0	27	32.1
Agius De Soldanis GSS, Gozo	26	1	3.8		0.0	2	7.7		0.0		0.0	3	11.5
E.Serracino Inglott, Cospicua	23	5	21.7		0.0	2	8.7		0.0		0.0	7	30.4
Fra Diego Bonanno, Marsa	0		0.0		0.0		0.0		0.0		0.0	0	0.0
TOTAL	244	61	25.0	6	2.5	12	4.9	0	0.0	0	0.0	79	32.4

IV.2.3.1 STUDENTS' WORK OPTIONS

WORK	P. P. PULLICINO	MARIA ASSUNTA	MARIA GORETTI	LUIGI PREZIOSI	LILY OF THE VALLEY	AGIUS DE SOLDANIS	E. SERRACINO INGLOTT	FRA DIEGO BONANNO	TOTAL	%
<i>Salesperson/Shop Asst.</i>	3		4	10	4	4	8	4	37	30.1
<i>Cleaner</i>	2			1	2		8	7	20	16.3
<i>Waitress</i>	4		1	4	4	3	3		19	15.4
<i>Chambermaid</i>	1			3	6		1	6	17	13.8
<i>Machine Operator</i>			4				8		12	9.8
<i>Hairdresser/Beautician</i>					2	1	2		5	4.1
<i>Ass. Chef</i>							3		3	2.4
<i>Care Worker</i>							2		2	1.6
<i>Caterer/Confectioner</i>				1			1		2	1.6
<i>Cashier</i>			1						1	0.8
<i>Child carer</i>	1								1	0.8
<i>Packer</i>	1								1	0.8
<i>Store keeper</i>	1								1	0.8
<i>Travel Agent</i>			1						1	0.8
<i>Unspecified</i>			1						1	0.8
TOTAL	13	0	12	19	18	8	36	17	123	100

IV.2.3.2 REASON FOR CHOOSING WORK OPTION

REASON	P. P. PULLICINO	MARIA ASSUNTA	MARIA GORETTI	LUIGI PREZIOSI	LILY OF THE VALLEY	AGIUS DE SOLDANIS	E. SERRACINO INGLOTT	FRA DIEGO BONANNO	TOTAL	%
Did not sit for SEC Exams			4	14	3	1	6		28	22.8
Obtained no certification			1		6	5	30		42	34.1
Not accepted for course applied for					1				1	0.8
Financial problems				5	4			6	15	12.2
Family commitments									0	0.0
Joined the family business			1		1			1	3	2.4
Not interested in studying			6		3	2		10	21	17.1
Unspecified	13								13	10.6
TOTAL	13	0	12	19	18	8	36	17	123	100

IV.2.4.1 STUDENTS' "OTHER" OPTIONS

OPTION	P. P. PULLICINO	MARIA ASSUNTA	MARIA GORETTI	LUIGI PREZIOSI	LILY OF THE VALLEY	AGIUS DE SOLDANIS	E. SERRACINO INGLOTT	FRA DIEGO BONANNO	TOTAL	%
At home	19	1	13	9		6	18	11	77	74.8
Emigrated									0	0.0
Registering for work	9		5	3			3	2	22	21.4
Others	1		2			1			4	3.9
TOTAL	29	1	20	12	0	7	21	13	103	100

IV.2.4.2 REASON FOR NEITHER STUDYING NOR WORKING

REASON	P. P. PULLICINO	MARIA ASSUNTA	MARIA GORETTI	LUIGI PREZIOSI	LILY OF THE VALLEY	AGIUS DE SOLDANIS	E. SERRACINO INGLOTT	FRA DIEGO BONANNO	TOTAL	%
At home: due to disability /special needs	1								1	1.0
At home: wanted to take a year off before continuing studying				6					6	5.8
Emigrated/travelling abroad									0	0.0
Registering for work	9		5	3			3	2	22	21.4
Did not sit for SEC Exams			4			1			5	4.9
Obtained no certification	5		1			6	18		30	29.1
Financial problems: has to support himself									0	0.0
Financial problems: has to support his family				3					3	2.9
Family commitments	2		2					11	15	14.6
Joined the family business									0	0.0
Not interested in studying	12		8						20	19.4
Involved in voluntary work									0	0.0
Unspecified		1							1	1.0
TOTAL	29	1	20	12	0	7	21	13	103	100

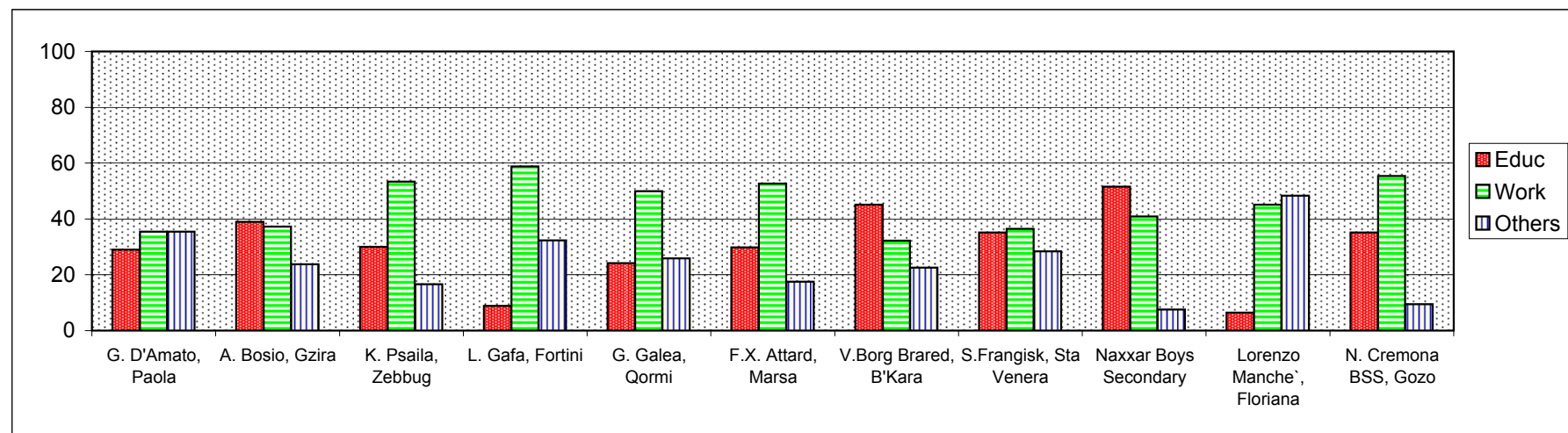
IV.2.5 FACTORS WHICH COULD HAVE POSSIBLY CHANGED CHOICE OF NOT STUDYING

FACTOR	P. P. PULLICINO	MARIA ASSUNTA	MARIA GORETTI	LUIGI PREZIOSI	LILY OF THE VALLEY	AGIUS DE SOLDANIS	E. SERRACINO INGLOTT	FRA DIEGO BONANNO	TOTAL	%
Support for special needs									0	0.0
Child support			2						2	0.9
After-hours support			1						1	0.4
Financial support		1	3	4		3		30	41	18.1
Choice of subjects was restricted at secondary level									0	0.0
More interesting subjects to						11			11	4.9
No bullying problems at secondary school				4					4	1.8
No transport problems									0	0.0
Other			26						26	11.5
Unspecified	42			23	18	1	57		141	62.4
TOTAL	42	1	32	31	18	15	57	30	226	100

IV.3. SECONDARY SCHOOLS - MALES

IV.3.1. TOTAL STUDENTS - OPTIONS

SCHOOL	POPULATION	REPLIES		EDUCATION		WORK		OTHERS	
		TOT	%	TOT	%	TOT	%	TOT	%
G. D'Amato, Paola	62	62	100	18	29.0	22	35.5	22	35.5
A. Bosio, Gzira	59	59	100	23	39.0	22	37.3	14	23.7
T. Zammit, Mtarfa	48	48	100	17	35.4	25	52.1	6	12.5
K. Psaila, Żebbug	31	30	96.8	9	30.0	16	53.3	5	16.7
L. Gafa, Fortini	42	34	81	3	8.8	20	58.8	11	32.4
G. Galea, Qormi	61	58	95.1	14	24.1	29	50.0	15	25.9
F.X. Attard, Marsa	57	57	100	17	29.8	30	52.6	10	17.5
V.Borg Brared, B'Kara	43	31	72.1	14	45.2	10	32.3	7	22.6
S.Frangisk, Sta Venera	105	74	70.5	26	35.1	27	36.5	21	28.4
Naxxar Boys Secondary	85	66	77.6	34	51.5	27	40.9	5	7.6
Lorenzo Manche', Floriana	33	31	93.9	2	6.5	14	45.2	15	48.4
N. Cremona BSS, Gozo	74	74	100	26	35.1	41	55.4	7	9.5
TOTAL	700	624	89.1	203	32.5	283	45.4	138	22.1



IV.3.2. STUDENTS' EDUCATIONAL OPTIONS

ACADEMIC

SCHOOL	EDUCATION REPLIES	JUNIOR COLLEGE		BUSINESS & COMMERCE		PRIVATE SIXTH FORM		HIGHER SECONDARY		INFORMATION & COMMUNICATION		M'ANG REFALO		SIXTH FORM ABROAD		TOTAL	
		TOT	%	TOT	%	TOT	%	TOT	%	TOT	%	TOT	%	TOT	%	TOT	%
G. D'Amato, Paola	18		0.0		0.0		0.0	1	5.6	7	38.9		0.0		0.0	8	44.4
A. Bosio, Gzira	23		0.0	2	8.7	2	8.7	5	21.7	4	17.4		0.0	3	13.0	16	69.6
T. Zammit, Mtarfa	17		0.0		0.0		0.0	2	11.8		0.0		0.0		0.0	2	11.8
K. Psaila, Żebbug	9		0.0		0.0		0.0	1	11.1	1	11.1		0.0		0.0	2	22.2
L. Gafa, Fortini	3		0.0		0.0		0.0		0.0		0.0		0.0		0.0	0	0.0
G. Galea, Qormi	14		0.0	1	7.1	1	7.1	4	28.6	2	14.3		0.0		0.0	8	57.1
F.X. Attard, Marsa	17		0.0		0.0		0.0		0.0	1	5.9		0.0		0.0	1	5.9
V.Borg Brared, B'Kara	14		0.0		0.0	1	7.1	6	42.9		0.0		0.0		0.0	7	50.0
S.Frangisk, Sta Venera	26		0.0		0.0		0.0		0.0	4	15.4		0.0		0.0	4	15.4
Naxxar Boys Secondary	34		0.0		0.0		0.0	1	2.9	2	5.9		0.0		0.0	3	8.8
Lorenzo Manche`, Floriana	2		0.0		0.0		0.0		0.0		0.0		0.0		0.0	0	0.0
N. Cremona BSS, Gozo	26		0.0		0.0	1	3.8		0.0		0.0	7	26.9		0.0	8	30.8
TOTAL	203	0	0.0	3	1.5	5	2.5	20	9.9	21	10.3	7	3.4	3	1.5	59	29.1

TECHNICAL

SCHOOL	EDUCATION REPLIES	ELECTRONICS ENGINEERING		MECHANICAL ENGINEERING		AGRI- BUSINESS		MARITIME STUDIES		BUILDING & CONSTRUCTION		MCAST GOZO		PROFESSIONAL INSTITUTE ABROAD		TOTAL	
		TOT	%	TOT	%	TOT	%	TOT	%	TOT	%	TOT	%	TOT	%	TOT	%
G. D'Amato, Paola	18	1	5.6	5	27.8		0.0		0.0		0.0		0.0		0.0	6	33.3
A. Bosio, Gzira	23	1	4.3	3	13.0		0.0		0.0	1	4.3		0.0		0.0	5	21.7
T. Zammit, Mtarfa	17	2	11.8	5	29.4		0.0		0.0	6	35.3		0.0		0.0	13	76.5
K. Psaila, Żebbug	9		0.0	4	44.4	1	11.1		0.0	2	22.2		0.0		0.0	7	77.8
L. Gafa, Fortini	3	1	33.3	1	33.3		0.0		0.0	1	33.3		0.0		0.0	3	100
G. Galea, Qormi	14	2	14.3	2	14.3		0.0		0.0		0.0		0.0		0.0	4	28.6
F.X. Attard, Marsa	17	7	41.2		0.0		0.0		0.0	8	47.1		0.0		0.0	15	88.2
V.Borg Brared, B'Kara	14		0.0	1	7.1		0.0		0.0	3	21.4		0.0		0.0	4	28.6
S.Frangisk, Sta Venera	26	11	42.3	1	3.8	1	3.8		0.0	4	15.4		0.0		0.0	17	65.4
Naxxar Boys Secondary	34	8	23.5	1	2.9	1	2.9		0.0	20	58.8		0.0		0.0	30	88.2
Lorenzo Manche`, Floriana	2		0.0		0.0		0.0		0.0	2	100		0.0		0.0	2	100
N. Cremona BSS, Gozo	26		0.0		0.0		0.0		0.0		0.0	13	50.0		0.0	13	50
TOTAL	203	33	16.3	23	11.3	3	1.5	0	0.0	47	23.2	13	6.4	0	0.0	119	58.6

VOCATIONAL

SCHOOL	EDUCATION REPLIES	COMMUNITY SERVICES		ART AND DESIGN		TOURISM STUDIES		HEALTH CARE		VOCATIONAL COLLEGE ABROAD		TOTAL	
		TOT	%	TOT	%	TOT	%	TOT	%	TOT	%	TOT	%
G. D'Amato, Paola	18		0.0		0.0	4	22.2		0.0		0.0	4	22.2
A. Bosio, Gzira	23		0.0		0.0	2	8.7		0.0		0.0	2	8.7
T. Zammit, Mtarfa	17		0.0	1	5.9	1	5.9		0.0		0.0	2	11.8
K. Psaila, Żebbug	9		0.0		0.0		0.0		0.0		0.0	0	0.0
L. Gafa, Fortini	3		0.0		0.0		0.0		0.0		0.0	0	0.0
G. Galea, Qormi	14		0.0	1	7.1	1	7.1		0.0		0.0	2	14.3
F.X. Attard, Marsa	17		0.0		0.0	1	5.9		0.0		0.0	1	5.9
V.Borg Brared, B'Kara	14		0.0	3	21.4		0.0		0.0		0.0	3	21.4
S.Frangisk, Sta Venera	26	1	3.8	3	11.5	1	3.8		0.0		0.0	5	19.2
Naxxar Boys Secondary	34		0.0	1	2.9		0.0		0.0		0.0	1	2.9
Lorenzo Manche`, Floriana	2		0.0		0.0		0.0		0.0		0.0	0	0.0
N. Cremona BSS, Gozo	26		0.0		0.0	5	19.2		0.0		0.0	5	19.2
TOTAL	203	1	0.5	9	4.4	15	7.4	0	0.0	0	0.0	25	12.3

IV.3.3.1 STUDENTS' WORK OPTIONS

WORK	GUZE D'AMATO	ANTONIO BOSIO	SIR TEMI ZAMMIT	DUN KARM PSAILA	LORENZO GAFA	GUZE GALEA	F. X. ATTARD	V. BORG BRARED	SAN FRANGISK	NAXXAR BOYS	LORENZO MANCHE	NINU CREMONA	TOTAL	%
Salesperson/Shop Asst.	9	4	3	2	2	1	3	1	7	4	1	7	44	15.5
Mason/Construction		4	2	3	2	2	4	1		6		10	34	12.0
Waiter	2	1	3	1	4	1	7		1	5		7	32	11.3
Labourer	2		7	1		1	1	1	1	1	1	10	26	9.2
Machine Operator		3		2	4	5			4	1	2		21	7.4
Caterer/Confectioner	1	1		3	1	3	1		7	1			18	6.4
Tile Layer/Plasterer	1	1	1	1	1		3	1			2	7	18	6.4
Cleaner			4			1	5		1		4		15	5.3
Carpenter	2							1	2	1			6	2.1
Store Keeper						1		1		4			6	2.1
Supermarket attendant		2				3		1					6	2.1
Transporter/Delivery man	2					1				3			6	2.1
Agriculturist			4										4	1.4
Barman		1						1					2	0.7
Bus ticket inspector									1		1		2	0.7
Butcher		1		1									2	0.7
Dishwasher/Kitchen hand				1	1								2	0.7
Electrician Asst.							2						2	0.7
Farmer									2				2	0.7
Fisherman							1			1			2	0.7
Hairdresser/Beautician						1					1		2	0.7
Mechanic				1			1						2	0.7
Packer											2		2	0.7
Restaurant Manager		2											2	0.7
Solar Panel Technician	2												2	0.7
Sprayer	1						1						2	0.7
Stone dresser						2							2	0.7
Technician		1			1								2	0.7
Boat Captain					1								1	0.4
Cameraman					1								1	0.4
Child Carer					1								1	0.4
Green Grocer						1							1	0.4
Gypsum worker						1							1	0.4
Handyman						1							1	0.4
Horse cab driver			1										1	0.4
Internet Café		1											1	0.4

Ironmonger						1							1	0.4
Petrol Station Attendant								1					1	0.4
Pool Boy					1			1					1	0.4
Porter							1						1	0.4
Transport Authority									1				1	0.4
TV installation													3	1.1
Unspecified						3							3	1.1
TOTAL	22	22	25	16	20	29	30	10	27	27	14	41	283	100

IV.3.3.2 REASON FOR CHOOSING WORK OPTION

REASON	GUZE` D'AMATO	ANTONIO BOSIO	SIR TEMI ZAMMIT	DUN KARM PSAILA	LORENZO GAFA	GUZE` GALEA	F. X. ATTARD	V. BORG BRARED	SAN FRANGISK	NAXXAR BOYS	LORENZO MANCHE`	NINU CREMONA	TOTAL	%
Did not sit for SEC Exams	10	6	2	2	15	26	30	2	7	5	5		110	38.9
Obtained no certification	4	2	6	3	5			7	6	10	5		48	17.0
Not accepted for course applied for		2	2						5	5			14	4.9
Financial problems			2						2		2		6	2.1
Family commitments		1							2	7			10	3.5
Joined the family business		5	3			3			4		1	23	39	13.8
Not interested in studying	8	6	10	11				1	1		1	18	56	19.8
Unspecified													0	0.0
TOTAL	22	22	25	16	20	29	30	10	27	27	14	41	283	100

IV.3.4.1 STUDENTS' OTHER OPTIONS

OPTION	GUZE' D'AMATO	ANTONIO BOSIO	SIR TEMI ZAMMIT	DUN KARM PSAILA	LORENZO GAFA	GUZE' GALEA	F. X. ATTARD	V. BORG BRARED	SAN FRANGISK	NAXXAR BOYS	LORENZO MANCHE'	NINU CREMONA	TOTAL	%
At home	16	8	5	4		2	5	7	17	4	9	4	81	58.7
Emigrated		4										2	6	4.3
Registering for Work	6	2		1	11	13	3		4	1	3	1	45	32.6
Others			1				2				3		6	4.3
TOTAL	22	14	6	5	11	15	10	7	21	5	15	7	138	100

IV.3.4.2 REASON FOR NEITHER STUDYING NOR WORKING

REASON	GUZE` D'AMATO	ANTONIO BOSIO	SIR TEMI ZAMMIT	DUN KARIM PSAILA	LORENZO GAFA	GUZE` GALEA	F. X. ATTARD	V. BORG BRARED	SAN FRANGISK	NAXXAR BOYS	LORENZO MANCHE`	NINU CREMONA	TOTAL	%
At home: due to disability /special needs			1			3		1	1	4			10	7.2
At home: wanted to take a year off before continuing studying									1				1	0.7
Emigrated/travelling abroad		4										2	6	4.3
Registering for work	6	2			11		3		4	1	3	1	31	22.5
Did not sit for SEC Exams	10		2				7		5				24	17.4
Obtained no certification			2					6	5				13	9.4
Financial problems: has to support himself													0	0.0
Financial problems: has to support his family													0	0.0
Family commitments													0	0.0
Joined the family business													0	0.0
Not interested in studying	6	8	1	5					5		9	2	36	26.1
Involved in voluntary work												2	2	1.4
Unspecified						12					3		15	10.9
TOTAL	22	14	6	5	11	15	10	7	21	5	15	7	138	100

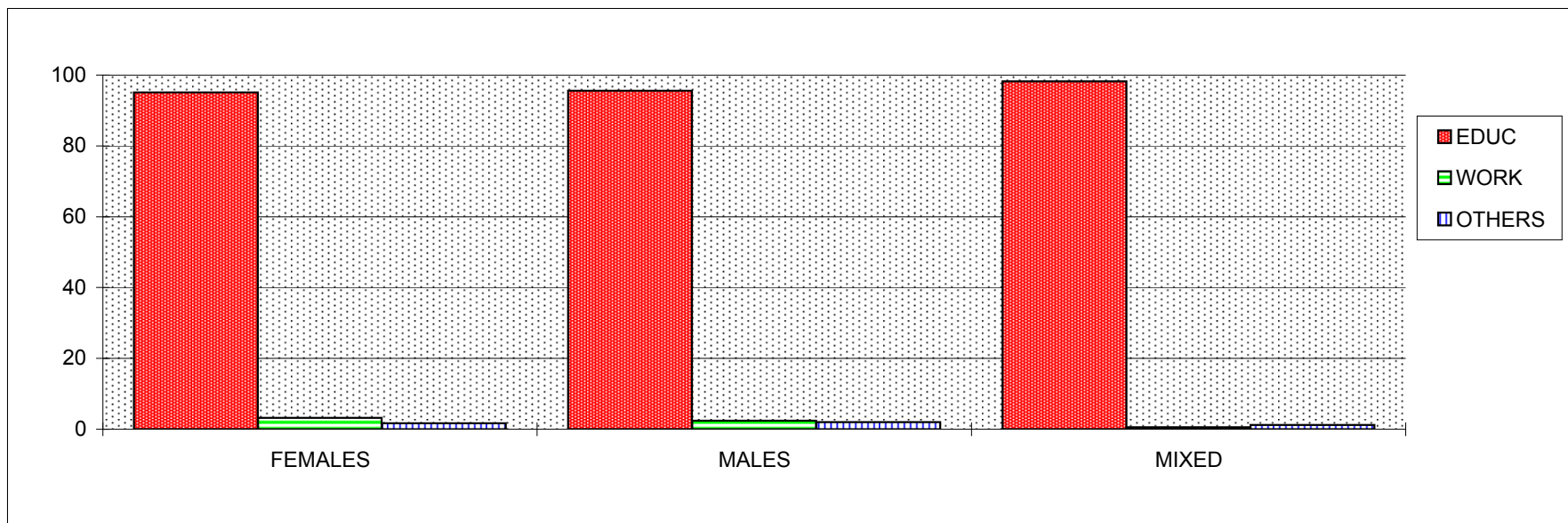
IV.3.5. FACTORS WHICH COULD HAVE POSSIBLY CHANGED CHOICE OF NOT STUDYING

FACTOR	GUZE` D'AMATO	ANTONIO BOSIO	SIR TEMI ZAMMIT	DUN KARM PSAILA	LORENZO GAFA	GUZE` GALEA	F. X. ATTARD	V. BORG BRARED	SAN FRANGISK	NAXXAR BOYS	LORENZO MANCHE`	NINU CREMONA	TOTAL	%
Support for special needs			1					1	2	4			8	1.9
Child support		1											1	0.2
After-hours support			2						2				4	1.0
Financial support			7						3				10	2.4
Choice of subjects was restricted at secondary level		1	3			1	2		5				12	2.9
More interesting subjects to learn		2	2		2	1	8		3				18	4.3
No bullying problems at secondary school			1						7		1		9	2.1
No transport problems			15					1	3				19	4.5
Other	44	10				1					6		61	14.5
Unspecified		22		21	29	41	30	15	23	28	22	48	279	66.3
TOTAL	44	36	31	21	31	44	40	17	48	32	29	48	421	100

V. PRIVATE SCHOOLS

V.1.1. TOTAL STUDENTS' OPTIONS

CATEGORY	POPULATION	REPLIES		EDUCATION		WORK		OTHERS	
		TOT	%	TOT	%	TOT	%	TOT	%
FEMALES	719	717	99.7	682	95.1	23	3.2	12	1.7
MALES	850	843	99.2	806	95.6	20	2.4	17	2.0
MIXED	335	332	99.1	326	98.2	2	0.6	4	1.2
TOTAL	1904	1892	99.4	1814	95.9	45	2.4	33	1.7



V.1.2. STUDENTS' EDUCATIONAL OPTIONS

ACADEMIC

CATEGORY	EDUCATION REPLIES	JUNIOR COLLEGE		BUSINESS & COMMERCE		PRIVATE SIXTH FORM		HIGHER SECONDARY		INFORMATION & COMMUNICATION		M'ANG REFALO		SIXTH FORM ABROAD		TOTAL	
		TOT	%	TOT	%	TOT	%	TOT	%	TOT	%	TOT	%	TOT	%	TOT	%
FEMALES	682	339	49.7	32	4.7	103	15.1	108	15.8	13	1.9	15	2.2	3	0.4	613	89.9
MALES	806	361	44.8	20	2.5	186	23.1	67	8.3	35	4.3	51	6.3	5	0.6	725	90.0
MIXED	326	109	33.4	0	0.0	89	27.3	86	26.4	5	1.5	0	0.0	16	4.9	305	93.6
TOTAL	1814	809	44.6	52	2.9	378	20.8	261	14.4	53	2.9	66	3.6	24	1.3	1643	90.6

TECHNICAL

CATEGORY	EDUCATION REPLIES	ELECTRONICS ENGINEERING		MECHANICAL ENGINEERING		AGRI- BUSINESS		MARITIME STUDIES		BUILDING & CONSTRUCTION		MCAST GOZO		PROFESSIONAL INSTITUTE ABROAD		TOTAL	
		TOT	%	TOT	%	TOT	%	TOT	%	TOT	%	TOT	%	TOT	%	TOT	%
FEMALES	682	0	0.0	2	0.3	2	0.3	1	0.1	2	0.3	2	0.3	0	0.0	9	1.3
MALES	806	27	3.3	19	2.4	1	0.1	1	0.1	11	1.4	1	0.1	0	0.0	60	7.4
MIXED	326	0	0.0	4	1.2	0	0.0	0	0.0	1	0.3	0	0.0	0	0.0	5	1.5
TOTAL	1814	27	1.5	25	1.4	3	0.2	2	0.1	14	0.8	3	0.2	0	0.0	74	4.1

VOCATIONAL

CATEGORY	EDUCATION REPLIES	COMMUNITY SERVICES		ART AND DESIGN		TOURISM STUDIES		HEALTH CARE		VOCATIONAL COLLEGE ABROAD		TOTAL	
		TOT	%	TOT	%	TOT	%	TOT	%	TOT	%	TOT	%
FEMALES	682	37	5.4	15	2.2	6	0.9	2	0.3	0	0.0	60	8.8
MALES	806	3	0.4	8	1.0	9	1.1	0	0.0	1	0.1	21	2.6
MIXED	326	2	0.6	5	1.5	3	0.9	1	0.3	1	0.3	12	3.7
TOTAL	1814	42	2.3	28	1.5	18	1.0	3	0.2	2	0.1	93	5.1

V.1.3. STUDENTS WORK OPTIONS

WORK	FEMALES	MALES	MIXED	TOTAL	%
<i>Salesperson/Shop Asst.</i>	14	5	2	21	46.7
<i>Waiter/Waitress</i>	4	1		5	11.1
<i>Labourer</i>		2		2	4.4
<i>Administration</i>		1		1	2.2
<i>Caterer/Confectioner</i>		1		1	2.2
<i>Electronics Technician</i>	1			1	2.2
<i>Fisherman</i>		1		1	2.2
<i>Hairdresser/Beautician</i>	1			1	2.2
<i>Machine Operator</i>		1		1	2.2
<i>Mason/Construction</i>		1		1	2.2
<i>Mechanic</i>		1		1	2.2
<i>Sports master</i>		1		1	2.2
<i>Store- Keeper</i>		1		1	2.2
<i>Travel agent</i>		1		1	2.2
<i>Unspecified</i>	3	3		6	13.3
TOTAL	23	20	2	45	100

V.3.1 REASON FOR CHOOSING WORK OPTION

REASON	FEMALES	MALES	MIXED	TOTAL	%
Did not sit for SEC Exams	0	2	0	2	4.4
Obtained no certification	5	1	0	6	13.3
Not accepted for course applied for	2	0	0	2	4.4
Financial problems	0	3	0	3	6.7
Family commitments	0	0	0	0	0.0
Joined the family business	4	8	2	14	31.1
Not interested in studying	10	5	0	15	33.3
Unspecified	2	1	0	3	6.7
TOTAL	23	20	2	45	100

V.4.1 STUDENTS' OTHER OPTIONS

OPTIONS	FEMALES	MALES	MIXED	TOTAL	%
At Home	11	10	4	25	75.8
Emigrated	0	2	0	2	6.1
Registering for work	0	0	0	0	0.0
Others	1	5	0	6	18.2
TOTAL	12	17	4	33	100

V.4.2 REASON FOR NEITHER STUDYING NOR WORKING

REASON	FEMALES	MALES	MIXED	TOTAL	%
At home: due to disability /special needs	2	6	0	8	24.2
At home: wanted to take a year off before continuing studying	1	4	0	5	15.2
Emigrated/travelling abroad	0	2	0	2	6.1
Registering for work	0	0	0	0	0.0
Did not sit for SEC Exams	1	1	0	2	6.1
Obtained no certification	5	0	0	5	15.2
Financial problems: has to support himself	0	0	0	0	0.0
Financial problems: has to support his family	0	0	0	0	0.0
Family commitments	0	0	0	0	0.0
Joined the family business	0	0	0	0	0.0
Not interested in studying	2	1	0	3	9.1
Involved in voluntary work	0	0	0	0	0.0
Unspecified	1	3	4	8	24.2
TOTAL	12	17	4	33	100

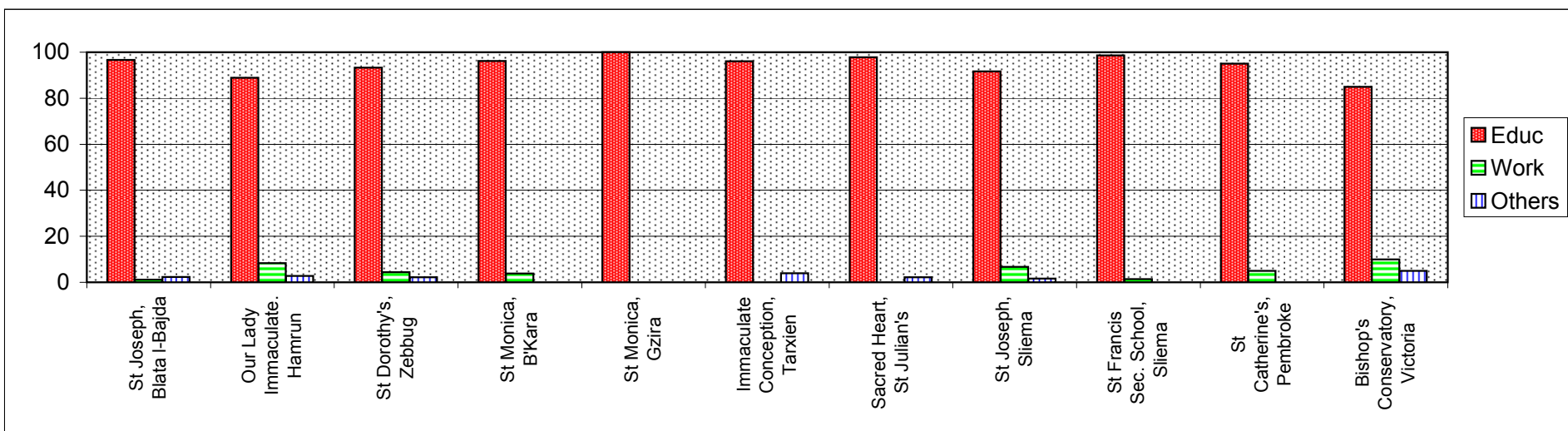
V.5. FACTORS WHICH COULD HAVE POSSIBLY CHANGED CHOICE OF NOT STUDYING

FACTOR	FEMALES	MALES	MIXED	TOTAL	%
Support for special needs	1	0	0	1	1.3
Child support	0	0	0	0	0.0
After-hours support	0	0	0	0	0.0
Financial support	0	0	0	0	0.0
Choice of subjects was restricted at secondary level	0	0	0	0	0.0
More interesting subjects to learn	0	2	0	2	2.6
No bullying problems at secondary school	0	0	0	0	0.0
No transport problems	0	0	0	0	0.0
Other	3	0	0	3	3.8
Unspecified	31	35	6	72	92.3
TOTAL	35	37	6	78	100

V.2. PRIVATE SCHOOLS - FEMALES

V.2.1. TOTAL STUDENTS' OPTIONS

SCHOOL	POPULATION	REPLIES		EDUCATION		WORK		OTHERS	
		TOT	%	TOT	%	TOT	%	TOT	%
St Joseph, Blata I-Bajda	89	88	98.9	85	96.6	1	1.1	2	2.3
Our Lady Immaculate. Hamrun	72	72	100	64	88.9	6	8.3	2	2.8
St Dorothy's, Zebbug	90	90	100	84	93.3	4	4.4	2	2.2
St Monica, B'Kara	78	78	100	75	96.2	3	3.8	0	0.0
St Monica, Gzira	53	53	100	53	100	0	0.0	0	0.0
Immaculate Conception, Tarxien	51	51	100	49	96.1	0	0.0	2	3.9
Sacred Heart, St Julian's	92	92	100	90	97.8	0	0.0	2	2.2
St Joseph, Sliema	60	60	100	55	91.7	4	6.7	1	1.7
St Francis Sec. School, Sliema	73	73	100	72	98.6	1	1.4	0	0.0
St Catherine's, Pembroke	40	40	100	38	95	2	5.0	0	0.0
Bishop's Conservatory, Victoria	21	20	95.2	17	85	2	10.0	1	5.0
TOTAL	719	717	99.7	682	95.1	23	3.2	12	1.7



V.2.2. STUDENTS' EDUCATIONAL OPTIONS

ACADEMIC

SCHOOL	EDUCATION REPLIES	JUNIOR COLLEGE		BUSINESS & COMMERCE		PRIVATE SIXTH FORM		HIGHER SECONDARY		INFORMATION & COMMUNICATION		M'ANG REFALO		SIXTH FORM ABROAD		TOTAL	
		TOT	%	TOT	%	TOT	%	TOT	%	TOT	%	TOT	%	TOT	%	TOT	%
St Joseph, Blata l-Bajda	85	43	50.6	4	4.7	15	17.6	13	15.3	3	3.5		0.0		0.0	78	91.8
Our Lady Immaculate. Hamrun	64	28	43.8	5	7.8	4	6.3	8	12.5	3	4.7		0.0		0.0	48	75.0
St Dorothy's, Zebbug	84	41	48.8	3	3.6	20	23.8	15	17.9		0.0		0.0		0.0	79	94.0
St Monica, B'Kara	75	30	40.0	3	4.0	15	20.0	20	26.7	1	1.3		0.0		0.0	69	92.0
St Monica, Gzira	53	22	41.5	4	7.5	10	18.9	11	20.8	2	3.8		0.0		0.0	49	92.5
Immaculate Conception, Tarxien	49	25	51.0	2	4.1	7	14.3	5	10.2	2	4.1		0.0		0.0	41	83.7
Sacred Heart, St Julian's	90	44	48.9	2	2.2	16	17.8	14	15.6	1	1.1		0.0	2	2.2	79	87.8
St Joseph, Sliema	55	32	58.2	4	7.3	4	7.3	10	18.2		0.0		0.0		0.0	50	90.9
St Francis Sec. School, Sliema	72	51	70.8	4	5.6	9	12.5	6	8.3	1	1.4		0.0		0.0	71	98.6
St Catherine's, Pembroke	38	23	60.5	1	2.6	3	7.9	6	15.8		0.0		0.0	1	2.6	34	89.5
Bishop's Conservatory, Victoria	17		0.0		0.0		0.0		0.0		0.0	15	88.2		0.0	15	88.2
TOTAL	682	339	49.7	32	4.7	103	15.1	108	15.8	13	1.9	15	2.2	3	0.4	613	89.9

TECHNICAL

SCHOOL	EDUCATION REPLIES	ELECTRONICS ENGINEERING		MECHANICAL ENGINEERING		AGRI- BUSINESS		MARITIME STUDIES		BUILDING & CONSTRUCTION		MCAST GOZO		PROFESSIONAL INSTITUTE ABROAD		TOTAL	
		TOT	%	TOT	%	TOT	%	TOT	%	TOT	%	TOT	%	TOT	%	TOT	%
St Joseph, Blata l-Bajda	85		0.0	1	1.2		0.0		0.0		0.0		0.0		0.0	1	1.2
Our Lady Immaculate. Hamrun	64		0.0		0.0	1	1.6	1	1.6		0.0		0.0		0.0	2	3.1
St Dorothy's, Zebbug	84		0.0		0.0		0.0		0.0		0.0		0.0		0.0	0	0.0
St Monica, B'Kara	75		0.0		0.0		0.0		0.0	1	1.3		0.0		0.0	1	1.3
St Monica, Gzira	53		0.0		0.0	1	1.9		0.0		0.0		0.0		0.0	1	1.9
Immaculate Conception, Tarxien	49		0.0		0.0		0.0		0.0	1	2.0		0.0		0.0	1	2.0
Sacred Heart, St Julian's	90		0.0		0.0		0.0		0.0		0.0		0.0		0.0	0	0.0
St Joseph, Sliema	55		0.0		0.0		0.0		0.0		0.0		0.0		0.0	0	0.0
St Francis Sec. School, Sliema	72		0.0		0.0		0.0		0.0		0.0		0.0		0.0	0	0.0
St Catherine's, Pembroke	38		0.0	1	2.6		0.0		0.0		0.0		0.0		0.0	1	2.6
Bishop's Conservatory, Victoria	17		0.0		0.0		0.0		0.0		0.0	2	11.8		0.0	2	11.8
TOTAL	682	0	0.0	2	0.3	2	0.3	1	0.1	2	0.3	2	0.3	0	0.0	9	1.3

VOCATIONAL

SCHOOL	EDUCATION REPLIES	COMMUNITY SERVICES		ART AND DESIGN		TOURISM STUDIES		HEALTH CARE		VOCATIONAL COLLEGE ABROAD		TOTAL	
		TOT	%	TOT	%	TOT	%	TOT	%	TOT	%	TOT	%
St Joseph, Blata l-Bajda	85	3	3.5	2	2.4	1	1.2		0.0		0.0	6	7.1
Our Lady Immaculate. Hamrun	64	10	15.6	3	4.7	1	1.6		0.0		0.0	14	21.9
St Dorothy's, Zebbug	84	2	2.4		0.0	1	1.2	2	2.4		0.0	5	6.0
St Monica, B'Kara	75	1	1.3	3	4.0	1	1.3		0.0		0.0	5	6.7
St Monica, Gzira	53	2	3.8	1	1.9		0.0		0.0		0.0	3	5.7
Immaculate Conception, Tarxien	49	5	10.2	1	2.0	1	2.0		0.0		0.0	7	14.3
Sacred Heart, St Julian's	90	8	8.9	3	3.3		0.0		0.0		0.0	11	12.2
St Joseph, Sliema	55	2	3.6	2	3.6	1	1.8		0.0		0.0	5	9.1
St Francis Sec. School, Sliema	72	1	1.4		0.0		0.0		0.0		0.0	1	1.4
St Catherine's, Pembroke	38	3	7.9		0.0		0.0		0.0		0.0	3	7.9
Bishop's Conservatory, Victoria	17		0.0		0.0		0.0		0.0		0.0	0	0.0
TOTAL	682	37	5.4	15	2.2	6	0.9	2	0.3	0	0.0	60	8.8

V.2.3.1 STUDENTS' WORK OPTIONS

WORK	ST JOSEPH, B'BAJDA	OUR LADY IMMACULATE	ST DOROTHY'S	ST MONICA, B'KARA	ST MONICA, GZIRA	IMMACULATE CONCEPTION	SACRED HEART	ST JOSEPH, SLIEMA	ST FRANCIS, SLIEMA	ST CATHERINE'S	BISHOP'S CONSERVATORY	TOTAL	%
<i>Salesperson/Shop Asst.</i>	1	3	3	3				4	1		1	14	60.9
<i>Waitress</i>		2										4	17.4
<i>Electronics Technician</i>		1									1	1	4.3
<i>Hairdresser/Beautician</i>											1	1	4.3
Unspecified			1							2		3	13.0
TOTAL	1	6	4	3	0	0	0	4	1	2	2	23	100

V.2.3.2 REASON FOR CHOOSING WORK OPTION

REASON	ST JOSEPH, B'BAJDA	OUR LADY IMMACULATE	ST DOROTHY'S	ST MONICA, B'KARA	ST MONICA, GZIRA	IMMACULATE CONCEPTION	SACRED HEART	ST JOSEPH, SLIEMA	ST FRANCIS, SLIEMA	ST CATHERINE'S	BISHOP'S CONSERVATORY	TOTAL	%
Did not sit for SEC Exams												0	0.0
Obtained no certification				1				4				5	21.7
Not accepted for course applied		2										2	8.7
Financial problems												0	0.0
Family commitments												0	0.0
Joined the family business		2		1						1		4	17.4
Not interested in studying		2	4	1					1	1	1	10	43.5
Unspecified	1										1	2	8.7
TOTAL	1	6	4	3	0	0	0	4	1	2	2	23	100

V.2.4.1 STUDENTS' OTHER OPTIONS

OPTION	ST JOSEPH, B'BAJDA	OUR LADY IMMACULATE	ST DOROTHY'S	ST MONICA, B'KARA	ST MONICA, GZIRA	IMMACULATE CONCEPTION	SACRED HEART	ST JOSEPH, SLIEMA	ST FRANCIS, SLIEMA	ST CATHERINE'S	BISHOP'S CONSERVATORY	TOTAL	%
At home	2	2	1			2	2	1			1	11	91.7
Emigrated												0	0.0
Registering for work												0	0.0
Others			1									1	8.3
TOTAL	2	2	2	0	0	2	2	1	0	0	1	12	100

V.2.4.2 REASON FOR NEITHER STUDYING NOR WORKING

REASON	ST JOSEPH, B'BAJDA	OUR LADY IMMACULATE	ST DOROTHY'S	ST MONICA, B'KARA	ST MONICA, GZIRA	IMMACULATE CONCEPTION	SACRED HEART	ST JOSEPH, SLIEMA	ST FRANCIS, SLIEMA	ST CATHERINE'S	BISHOP'S CONSERVATORY	TOTAL	%
At home: due to disability /special needs		1									1	2	16.7
At home: wanted to take a year off before continuing studying		1										1	8.3
Emigrated/travelling abroad												0	0.0
Registering for work												0	0.0
Did not sit for SEC Exams			1									1	8.3
Obtained no certification	2					2		1				5	41.7
Financial problems: has to support himself												0	0.0
Financial problems: has to support his family												0	0.0
Family commitments												0	0.0
Joined the family business												0	0.0
Not interested in studying							2					2	16.7
Involved in voluntary work												0	0.0
Unspecified			1									1	8.3
TOTAL	2	2	2	0	0	2	2	1	0	0	1	12	100

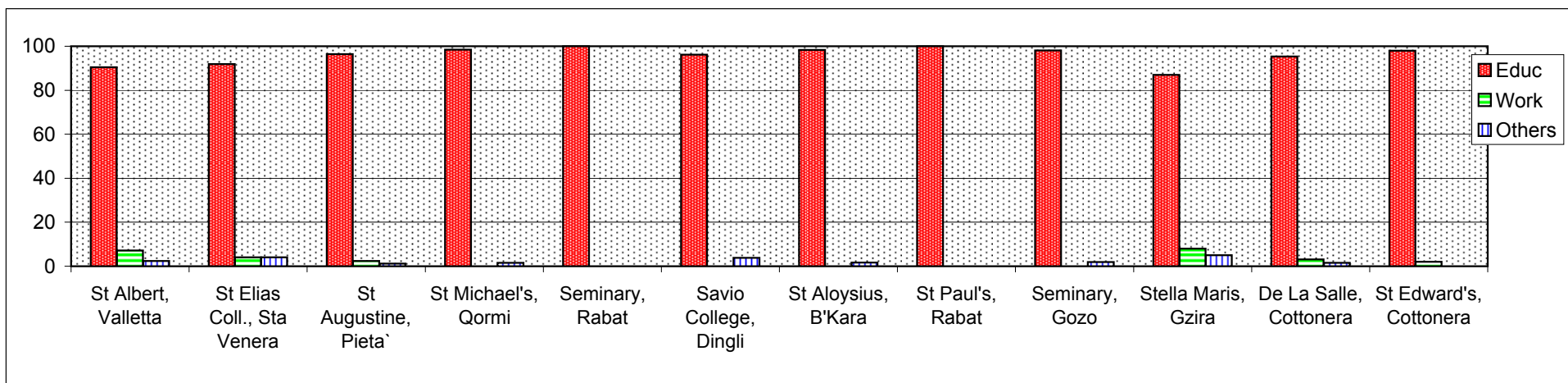
V.3 FACTORS WHICH COULD HAVE POSSIBLY CHANGED CHOICE OF NOT STUDYING

FACTOR	ST JOSEPH, B'BAJDA	OUR LADY IMMACULATE	ST DOROTHY'S	ST MONICA, B'KARA	ST MONICA, GZIRA	IMMACULATE CONCEPTION	SACRED HEART	ST JOSEPH, SLIEMA	ST FRANCIS, SLIEMA	ST CATHERINE'S	BISHOP'S CONSERVATORY	TOTAL	%
Support for special needs		1										1	2.9
Child support												0	0.0
After-hours support												0	0.0
Financial support												0	0.0
Choice of subjects was restricted at secondary level												0	0.0
More interesting subjects to learn												0	0.0
No bullying problems at secondary school												0	0.0
No transport problems												0	0.0
Other		1	1					1				3	8.6
Unspecified	3	6	5	3	0	2	2	4	1	2	3	31	88.6
TOTAL	3	8	6	3	0	2	2	5	1	2	3	35	100

V.3. PRIVATE SCHOOLS - MALES

V.3.1. TOTAL STUDENTS' OPTIONS

SCHOOL	POPULATION	REPLIES		EDUCATION		WORK		OTHERS	
		TOT	%	TOT	%	TOT	%	TOT	%
St Albert, Valletta	42	42	100	38	90.5	3	7.1	1	2.4
St Elias, Sta Venera	49	49	100	45	91.8	2	4.1	2	4.1
St Augustine, Pietà`	84	84	100	81	96.4	2	2.4	1	1.2
St Michael's, Qormi	66	66	100	65	98.5	0	0.0	1	1.5
Seminary, Tal-Virtu`	52	48	92.3	48	100	0	0.0	0	0.0
Savio College, Dingli	52	52	100	50	96.2	0	0.0	2	3.8
St Aloysius, B'Kara	121	120	99.2	118	98.3	0	0.0	2	1.7
St Paul's, Rabat	50	50	100	50	100	0	0.0	0	0.0
Seminary, Gozo	53	53	100	52	98.1	0	0.0	1	1.9
Stella Maris, Gzira	102	100	98	87	87.0	8	8.0	5	5.0
De La Salle, Cottonera	130	130	100	124	95.4	4	3.1	2	1.5
St Edward's, Cottonera	49	49	100	48	98.0	1	2.0	0	0.0
TOTAL	850	843	99.2	806	95.6	20	2.4	17	2.0



V.3.2. STUDENTS' EDUCATIONAL OPTIONS

ACADEMIC

SCHOOL	EDUCATION REPLIES	JUNIOR COLLEGE		BUSINESS & COMMERCE		PRIVATE SIXTH FORM		HIGHER SECONDARY		INFORMATION & COMMUNICATION		M'ANG REFALO		SIXTH FORM ABROAD		TOTAL	
		TOT	%	TOT	%	TOT	%	TOT	%	TOT	%	TOT	%	TOT	%	TOT	%
St Albert, Valletta	38	14	36.8	1	2.6		0.0	9	23.7	4	10.5		0.0		0.0	28	73.7
St Elias, Sta Venera	45	28	62.2	2	4.4		0.0	3	6.7	2	4.4		0.0		0.0	35	77.8
St Augustine, Pieta`	81	46	56.8	7	8.6	9	11.1	4	4.9	7	8.6		0.0		0.0	73	90.1
St Michael's, Qormi	65	47	72.3	2	3.1	6	9.2	2	3.1	1	1.5		0.0		0.0	58	89.2
Seminary, Tal-Virtu`	48	40	83.3		0.0	6	12.5		0.0	1	2.1		0.0		0.0	47	97.9
Savio College, Dingli	50	26	52.0		0.0	23	46.0	1	2.0		0.0		0.0		0.0	50	100
St Aloysius, B'Kara	118	34	28.8	1	0.8	78	66.1	3	2.5	2	1.7		0.0		0.0	118	100
St Paul's, Rabat	50	42	84.0		0.0	2	4.0	1	2.0	3	6.0		0.0		0.0	48	96.0
Seminary, Gozo	52		0.0		0.0		0.0		0.0		0.0	51	98.1		0	51	98.1
Stella Maris, Gzira	87	30	34.5	2	2.3	13	14.9	16	18.4	5	5.7		0.0		0.0	66	75.9
De La Salle, Cottonera	124	43	34.7	3	2.4	36	29.0	15	12.1	10	8.1		0.0		0.0	107	86.3
St Edward's, Cottonera	48	11	22.9	2	4.2	13	27.1	13	27.1		0.0		0.0	5	10.4	44	91.7
TOTAL	806	361	44.8	20	2.5	186	23.1	67	8.3	35	4.3	51	6.3	5	0.6	725	90.0

TECHNICAL

SCHOOL	EDUCATION REPLIES	ELECTRONICS ENGINEERING		MECHANICAL ENGINEERING		AGRI- BUSINESS		MARITIME STUDIES		BUILDING & CONSTRUCTION		MCAST GOZO		PROFESSIONAL INSTITUTE		TOTAL	
		TOT	%	TOT	%	TOT	%	TOT	%	TOT	%	TOT	%	TOT	%	TOT	%
St Albert, Valletta	38	3	7.9	1	2.6		0.0		0.0	2	0.0		0.0		0.0	6	15.8
St Elias, Sta Venera	45	5	11.1	1	2.2	1	2.2		0.0		0.0		0.0		0.0	7	15.6
St Augustine, Pieta`	81	1	1.2	3	3.7		0.0		0.0	2	2.5		0.0		0.0	6	7.4
St Michael's, Qormi	65	2	3.1	3	4.6		0.0		0.0	1	1.5		0.0		0.0	6	9.2
Seminary, Tal-Virtu`	48		0.0	1	2.1		0.0		0.0		0.0		0.0		0.0	1	2.1
Savio College, Dingli	50		0.0		0.0		0.0		0.0		0.0		0.0		0.0	0	0.0
St Aloysius, B'Kara	118		0.0		0.0		0.0		0.0		0.0		0.0		0.0	0	0.0
St Paul's, Rabat	50	1	2.0		0.0		0.0		0.0		0.0		0.0		0.0	1	2.0
Seminary, Gozo	52		0.0		0.0		0.0		0.0		0.0	1	1.9		0.0	1	1.9
Stella Maris, Gzira	87	9	10.3	3	3.4		0.0		0.0	5	5.7		0.0		0.0	17	19.5
De La Salle, Cottonera	124	5	4.0	6	4.8		0.0	1	0.8	1	0.8		0.0		0.0	13	10.5
St Edward's, Cottonera	48	1	2.1	1	2.1		0.0		0.0		0.0		0.0		0.0	2	4.2
TOTAL	806	27	3.3	19	2.4	1	0.1	1	0.1	11	1.4	1	0.1	0	0.0	60	7.4

VOCATIONAL

SCHOOL	EDUCATION REPLIES	COMMUNITY SERVICES		ART AND DESIGN		TOURISM STUDIES		HEALTH CARE		VOCATIONAL COLLEGE		TOTAL	
		TOT	%	TOT	%	TOT	%	TOT	%	TOT	%	TOT	%
St Albert, Valletta	38	1	2.6	2	5.3	1	2.6		0.0		0.0	4	10.5
St Elias, Sta Venera	45		0.0	2	4.4	1	2.2		0.0		0.0	3	6.7
St Augustine, Pietà`	81		0.0	1	1.2	1	1.2		0.0		0.0	2	2.5
St Michael's, Qormi	65		0.0		0.0	1	1.5		0.0		0.0	1	1.5
Seminary, Tal-Virtu`	48		0.0		0.0		0.0		0.0		0.0	0	0.0
Savio College, Dingli	50		0.0		0.0		0.0		0.0		0.0	0	0.0
St Aloysius, B'Kara	118		0.0		0.0		0.0		0.0		0.0	0	0.0
St Paul's, Rabat	50		0.0	1	2.0		0.0		0.0		0.0	1	2.0
Seminary, Gozo	52		0.0		0.0		0.0		0.0		0.0	0	0.0
Stella Maris, Gzira	87		0.0	1	1.1	3	3.4		0.0		0.0	4	4.6
De La Salle, Cottonera	124	2	1.6		0.0	1	0.8		0.0	1	0.8	4	3.2
St Edward's, Cottonera	48		0.0	1	2.1	1	2.1		0.0		0.0	2	4.2
TOTAL	806	3	0.4	8	1.0	9	1.1	0	0.0	1	0.1	21	2.6

V.3.3.1 STUDENTS WORK OPTIONS

WORK	ST ALBERT'S	ST ELIAS'	ST AUGUSTINE'S	ST MICHAEL'S	SEMINARY, TAL-VIRTU'	SAVIO COLLEGE	ST ALOYSIUS'	ST PAUL'S	SEMINARY, GOZO	STELLA MARIS	DE LA SALLE	ST EDWARD'S	TOTAL	%
<i>Salesperson/Shop Asst.</i>										5			5	25.0
<i>Labourer</i>	1		1										2	10.0
Administration										1			1	5.0
<i>Caterer/Confectioner</i>												1	1	5.0
Fisherman		1											1	5.0
<i>Machine Operator</i>		1											1	5.0
<i>Mason/Construction</i>			1										1	5.0
Mechanic	1												1	5.0
Sports master										1			1	5.0
Store- Keeper	1												1	5.0
Travel agent											1		1	5.0
<i>Waiter</i>										1			1	5.0
Unspecified											3		3	15.0
TOTAL	3	2	2	0	0	0	0	0	0	8	4	1	20	100

V.3.3.2 REASON FOR CHOOSING WORK OPTION

REASON	ST ALBERT'S	ST ELIAS'	ST AUGUSTINE'S	ST MICHAEL'S	SEMINARY, TAL-VIRTU'	SAVIO COLLEGE	ST ALOYSIUS'	ST PAUL'S	SEMINARY, GOZO	STELLA MARIS	DE LA SALLE	ST EDWARD'S	TOTAL	%
Did not sit for SEC Exams			2										2	10.0
Obtained no certification										1			1	5.0
Not accepted for course applied for													0	0.0
Financial problems	3												3	15.0
Family commitments													0	0.0
Joined the family business										5	3		8	40.0
Not interested in studying		2								2		1	5	25.0
Unspecified											1		1	5.0
TOTAL	3	2	2	0	0	0	0	0	0	8	4	1	20	100

V.3.4.1 STUDENTS' OTHER OPTIONS

OPTIONS	ST ALBERT'S	ST ELIAS'	ST AUGUSTINE'S	ST MICHAEL'S	SEMINARY, TAL-VIRTU'	SAVIO COLLEGE	ST ALOYSIUS'	ST PAUL'S	SEMINARY, GOZO	STELLA MARIS	DE LA SALLE	ST EDWARD'S	TOTAL	%
At home	1	2	1				1		1	4	2		10	58.8
Emigrated													2	11.8
Registering for work													0	0.0
Others				1		2	1			1			5	29.4
TOTAL	1	2	1	1	0	2	2	0	1	5	2	0	17	100

V.3.4.2 REASON FOR NEITHER STUDYING NOR WORKING

REASON	ST ALBERT'S	ST ELIAS'	ST AUGUSTINE'S	ST MICHAEL'S	SEMINARY, TAL-VIRTU'	SAVIO COLLEGE	ST ALOYSIUS'	ST PAUL'S	SEMINARY, GOZO	STELLA MARIS	DE LA SALLE	ST EDWARD'S	TOTAL	%
At home: due to disability /special needs		2				1				3			6	35.3
At home: wanted to take a year off before continuing studying	1		1				1			1			4	23.5
Emigrated/travelling abroad							1		1				2	11.8
Registering for work													0	0.0
Did not sit for SEC Exams				1									1	5.9
Obtained no certification													0	0.0
Financial problems: has to support himself													0	0.0
Financial problems: has to support his family													0	0.0
Family commitments													0	0.0
Joined the family business													0	0.0
Not interested in studying										1			1	5.9
Involved in voluntary work													0	0.0
Unspecified						1					2		3	17.6
TOTAL	1	2	1	1	0	2	2	0	1	5	2	0	17	100

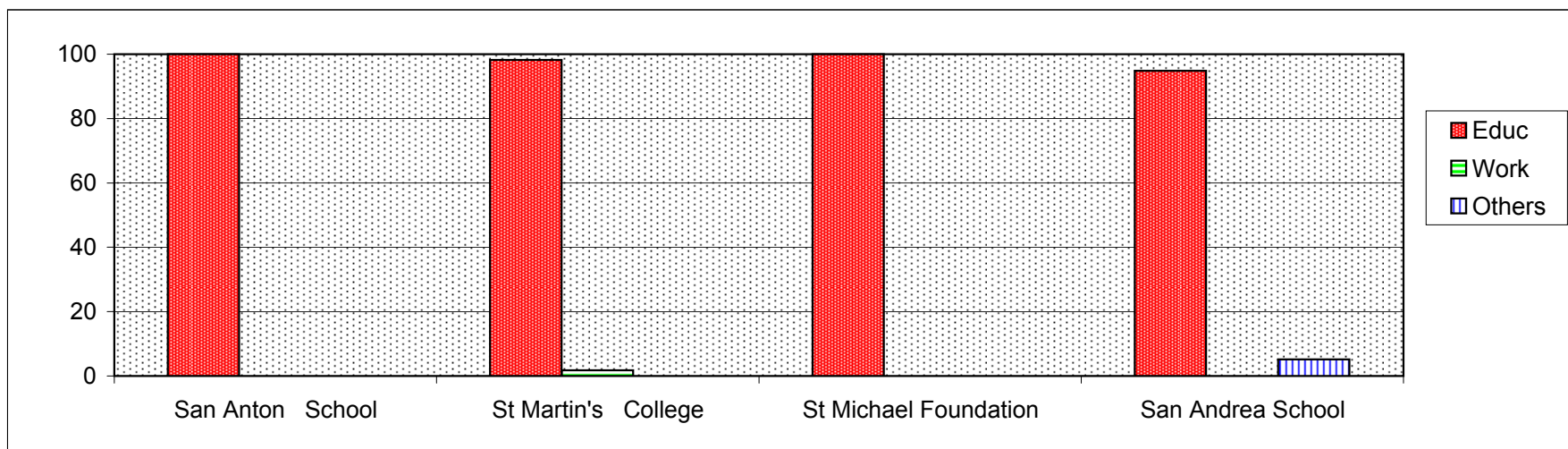
V.4. FACTORS WHICH COULD HAVE POSSIBLY CHANGED CHOICE OF NOT STUDYING

FACTOR	ST ALBERT'S	ST ELIAS'	ST AUGUSTINE'S	ST MICHAEL'S	SEMINARY, TAL-VIRTU'	SAVIO COLLEGE	ST ALOYSIUS'	ST PAUL'S	SEMINARY, GOZO	STELLA MARIS	DE LA SALLE	ST EDWARD'S	TOTAL	%
Support for special needs													0	0.0
Child support													0	0.0
After-hours support													0	0.0
Financial support													0	0.0
Choice of subjects was restricted at secondary level													0	0.0
More interesting subjects to learn			2										2	5.4
No bullying problems at secondary school													0	0.0
No transport problems													0	0.0
Other													0	0.0
Unspecified	4	4	1	1	0	2	2	0	1	13	6	1	35	94.6
TOTAL	4	4	3	1	0	2	2	0	1	13	6	1	37	100

V.4. PRIVATE SCHOOLS - MIXED

V.4.1. TOTAL STUDENTS' OPTIONS

SCHOOL	POPULATION	REPLIES		EDUCATION		WORK		OTHERS	
		TOT	%	TOT	%	TOT	%	TOT	%
San Anton School	78	77	98.7	77	100	0	0.0	0	0.0
St Martin's College	116	115	99.1	113	98.3	2	1.7	0	0.0
St Michael Foundation	63	63	100	63	100	0	0.0	0	0.0
San Andrea School	78	77	98.7	73	94.8	0	0.0	4	5.2
TOTAL	335	332	99.1	326	98.2	2	0.6	4	1.2



V.4.2. STUDENTS' EDUCATIONAL OPTIONS

ACADEMIC

SCHOOL	EDUCATION REPLIES	JUNIOR COLLEGE		BUSINESS & COMMERCE		PRIVATE SIXTH FORM		HIGHER SECONDARY		INFORMATION & COMMUNICATION		M'ANG REFALO		SIXTH FORM ABROAD		TOTAL	
		TOT	%	TOT	%	TOT	%	TOT	%	TOT	%	TOT	%	TOT	%	TOT	%
San Anton School	77	30	39.0		0.0	22	28.6	18	23.4	4	5.2		0.0	3	3.9	77	100.0
St Martin's College	113	26	23.0		0.0	41	36.3	27	23.9	1	0.9		0.0	9	8.0	104	92.0
St Michael Foundation	63	27	42.9		0.0	6	9.5	25	39.7		0.0		0.0	1	1.6	59	93.7
San Andrea School	73	26	35.6		0.0	20	27.4	16	21.9	4	5.5		0.0	3	4.1	69	94.5
TOTAL	326	109	33.4	0	0.0	89	27.3	86	26.4	5	1.5	0	0.0	16	4.9	305	93.6

TECHNICAL

SCHOOL	EDUCATION REPLIES	ELECTRONICS ENGINEERING		MECHANICAL ENGINEERING		AGRI- BUSINESS		MARITIME STUDIES		BUILDING & CONSTRUCTION		MCAST GOZO		PROFESSIONAL INSTITUTE ABROAD		TOTAL	
		TOT	%	TOT	%	TOT	%	TOT	%	TOT	%	TOT	%	TOT	%	TOT	%
San Anton School	77		0.0		0.0		0.0		0.0		0.0		0.0		0.0	0	0.0
St Martin's College	113		0.0	3	2.7		0.0		0.0		0.0		0.0		0.0	3	2.7
St Michael Foundation	63		0.0		0.0		0.0		0.0	1	1.6		0.0		0.0	1	1.6
San Andrea School	73		0.0	1	1.4		0.0		0.0		0.0		0.0		0.0	1	1.4
TOTAL	326	0	0.0	4	1.2	0	0.0	0	0.0	1	0.3	0	0.0	0	0.0	5	1.5

VOCATIONAL

SCHOOL	EDUCATION REPLIES	COMMUNITY SERVICES		ART AND DESIGN		TOURISM STUDIES		HEALTH CARE		VOCATIONAL COLLEGE ABROAD		TOTAL	
		TOT	%	TOT	%	TOT	%	TOT	%	TOT	%	TOT	%
San Anton School	77		0.0		0.0	3	0.0		0.0		0.0	0	0.0
St Martin's College	113	1	0.9	1	0.9	3	2.7		0.0	1	0.9	6	5.3
St Michael Foundation	63	1	1.6	2	3.2		0.0		0.0		0.0	3	4.8
San Andrea School	73		0.0	2	2.7		0.0	1	1.4		0.0	3	4.1
TOTAL	326	2	0.6	5	1.5	3	0.9	1	0.3	1	0.3	12	3.7

V.4.3.1 STUDENTS' "WORK" OPTIONS

WORK	SAN ANTON	ST MARTIN'S	ST MICHAEL	SAN ANDREA	TOTAL	%
<i>Salesperson/Shop Asst.</i>		2			2	100
Unspecified					0	0
TOTAL	0	2	0	0	2	100

V.4.3.2 REASON FOR CHOOSING WORK OPTION

REASON	SAN ANTON	ST MARTIN'S	ST MICHAEL	SAN ANDREA	TOTAL	%
Did not sit for SEC Exams					0	0.0
Obtained no certification					0	0.0
Not accepted for course applied for					0	0.0
Financial problems					0	0.0
Family commitments					0	0.0
Joined the family business		2			2	100
Not interested in studying					0	0.0
Unspecified					0	0.0
TOTAL	0	2	0	0	2	100

V.4.4.1 STUDENTS' "OTHER" OPTIONS

OPTION	SAN ANTON	ST MARTIN'S	ST MICHAEL	SAN ANDREA	TOTAL	%
At Home				4	4	100
Emigrated					0	0.0
Registering for work					0	0.0
Other					0	0.0
TOTAL	0	0	0	4	4	100

V.4.4.2 REASON FOR NEITHER STUDYING NOR WORKING

REASON	SAN ANTON	ST MARTIN'S	ST MICHAEL	SAN ANDREA	TOTAL	%
At home: due to disability /special needs					0	0.0
At home: wanted to take a year off before continuing studying					0	0.0
Emigrated/travelling abroad					0	0.0
Registering for work					0	0.0
Did not sit for SEC Exams					0	0.0
Obtained no certification					0	0.0
Financial problems: has to support himself					0	0.0
Financial problems: has to support his family					0	0.0
Family commitments					0	0.0
Joined the family business					0	0.0
Not interested in studying					0	0.0
Involved in voluntary work					0	0.0
Unspecified				4	4	100
TOTAL	0	0	0	4	4	100

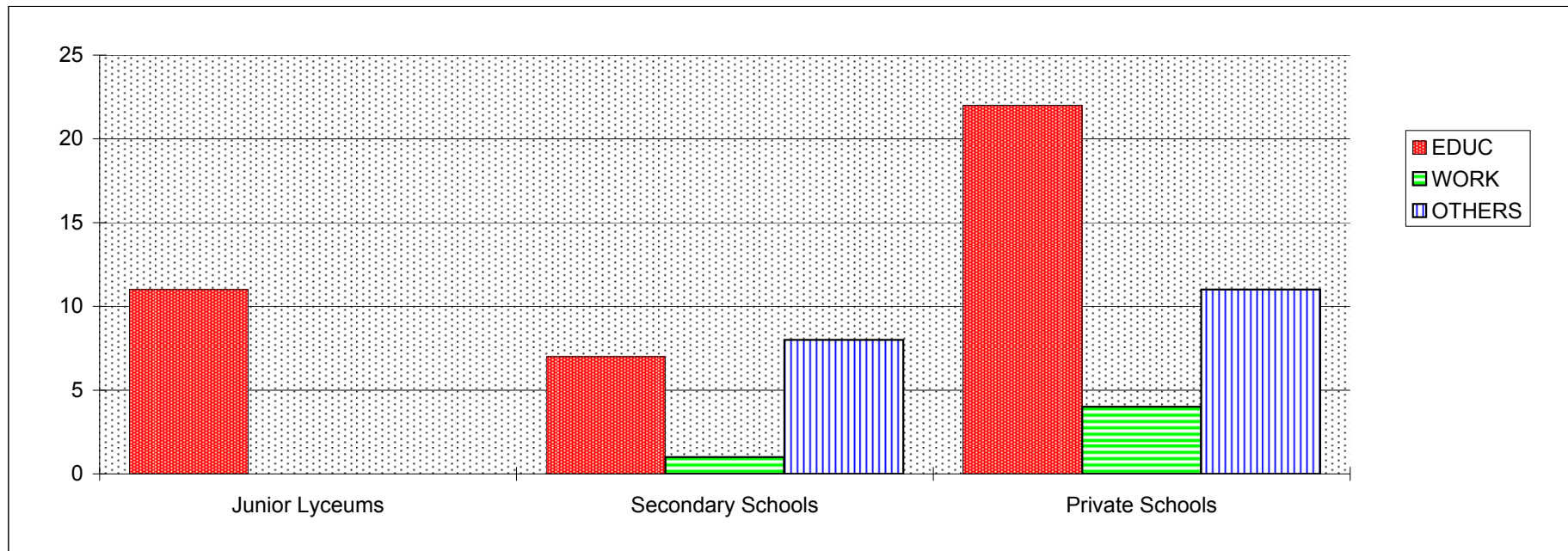
II.4. FACTORS WHICH COULD HAVE POSSIBLY CHANGED CHOICE OF NOT STUDYING

FACTOR	SAN ANTON	ST MARTIN'S	ST MICHAEL	SAN ANDREA	TOTAL	%
Support for special needs					0	0.0
Child support					0	0.0
After-hours support					0	0.0
Financial support					0	0.0
Choice of subjects was restricted at secondary level					0	0.0
More interesting subjects to learn					0	0.0
No bullying problems at secondary school					0	0.0
No transport problems					0	0.0
Other					0	0.0
Unspecified		2		4	6	100
TOTAL	0	2	0	4	6	100

VI. SPECIAL NEEDS STUDENTS

VI.1. TOTAL STUDENTS OPTIONS BY SECTOR

SECTOR	EDUCATION	WORK	OTHERS	TOTAL
	TOT	TOT	TOT	
Junior Lyceums	11	0	0	11
Secondary Schools	7	1	8	16
Private Schools	22	4	11	37
TOTAL	40	5	19	64



VI.2. TOTAL STUDENTS' OPTIONS BY GENDER

FEMALES

SECTOR	EDUCATION	WORK	OTHERS	TOTAL
	TOT	TOT	TOT	
Junior Lyceums	1	0	0	1
Secondary Schools	2	0	2	4
Private Schools	5	0	3	8
TOTAL	8	0	5	13

MALES

SECTOR	EDUCATION	WORK	OTHERS	TOTAL
	TOT	TOT	TOT	
Junior Lyceums	10	0	0	10
Secondary Schools	5	1	6	12
Private Schools	11	4	8	23
TOTAL	26	5	14	45

MIXED

SECTOR	EDUCATION	WORK	OTHERS	TOTAL
	TOT	TOT	TOT	
Private Schools Mixed	6	0	0	6

VI.3. JUNIOR LYCEUMS

FEMALES

SCHOOL	ACADEMIC	TECHNICAL	VOCATIONAL	EDUCATION TOTAL	WORK	OTHERS
Adrian Dingli, St Patrick's	0	0	0	0	0	0
Maria Regina, Blata I-Bajda				0		
St Theresa, Mriehel	0	0	0	0	0	0
Carlo Diacono, Zejtun	1	0	0	1		
Margareth Mortimer, Sta Lucia				0		
Agius de Soldanis, Gozo				0		
TOTAL	1	0	0	1	0	0

MALES

SCHOOL	ACADEMIC	TECHNICAL	VOCATIONAL	EDUCATION TOTAL	WORK	OTHERS
Liceo Vassalli, Handaq				0		
G. Zammit Brighella, Hamrun	7	2	0	9	0	0
G. Despott, Verdala				0		
St Joseph, Paola	0	1	0	1	0	0
Ninu Cremona, Gozo				0		
TOTAL	7	3	0	10	0	0

VI.4. SECONDARY SCHOOLS

FEMALES

SCHOOL	ACADEMIC	TECHNICAL	VOCATIONAL	EDUCATION TOTAL	WORK	OTHERS
P. Pullicino, Rabat				0		1
M'Assumpta, Hamrun				0		
M'Goretti, Tarxien	1	/	/	1	/	/
L.Preziosi, St Andrew's				0		
Lily of the Valley, Mosta	1			1		
Agius De Soldanis, Gozo				0		
E.Serracino Inglott, Cospicua				0		
Fra Diego Bonanno, Marsa				0		1
TOTAL	2	0	0	2	0	2

MALES

SCHOOL	ACADEMIC	TECHNICAL	VOCATIONAL	EDUCATION TOTAL	WORK	OTHERS
G. D'Amato, Paola	/	/	/	0	/	/
A. Bosio, Gzira	1	1	1	3	0	0
T. Zammit, Mtarfa		1	1	2		
K. Psaila, Zebbug	0	0	0	0	0	0
L. Gafa, Fortini				0		
G. Galea, Qormi				0		
F.X. Attard, Marsa				0		
V.Borg Brared, B'Kara	/	/	/	0	/	1
S.Frangisk, Sta Venera	/	/	/	0	1	1
Naxxar Boys Secondary				0		4
Lorenzo Manche`, Floriana				0		
N. Cremona, Gozo				0		
TOTAL	1	2	2	5	1	6

VI.5. PRIVATE SCHOOLS

FEMALES

SCHOOL				EDUCATION	WORK	OTHERS
	ACADEMIC	TECHNICAL	VOCATIONAL	TOTAL		
St Joseph, Blata I-Bajda	1			1		1
Our Lady Immaculate, Hamrun	/	/	/	0	/	1
St Dorothy's, Zebbug				0		1
St Monica, B'Kara	/	/	2	2	/	
St Monica, Gzira	2	/	/	2		
Immaculate Conception, Tarxien				0		
Sacred Heart, St Julian's				0		
St Joseph, Sliema				0		
St Francis Sec. School, Sliema				0		
St Catherine's, Pembroke				0		
Bishop's Conservatory, Victoria	/	/		0	/	/
TOTAL	3	0	2	5	0	3

MALES

SCHOOL				EDUCATION	WORK	OTHERS
	ACADEMIC	TECHNICAL	VOCATIONAL	TOTAL		
St Albert, Valletta	2	/	/	2	2	/
St Elias College, Sta Venera				0		2
St Augustine, Pieta`	2			2	2	2
St Michael's, Qormi			1	1		1
Seminary, Tal-Virtu`	1			1		
Savio College, Dingli				0		1
St Aloysius, B'Kara	0			0		0
St Paul's, Rabat		0		0		
Seminary, Gozo				0		
Stella Maris, Gzira	1			1		2
De La Salle, Cottonera	1			1		
St Edward's College, Cottonera	3	/	/	3	/	
TOTAL	10	0	1	11	4	8

MIXED

SCHOOL				EDUCATION	WORK	OTHERS
	ACADEMIC	TECHNICAL	VOCATIONAL	TOTAL		
San Anton School	2			2		
St Martin's College	/	1	1	2	/	
St Michael Foundation		1	1	2		
San Andrea School				0		
TOTAL	2	2	2	6	0	0

TRACER STUDY 2007-2008

SCHOOL: _____ STAMP: _____

Number of students on roll (1-6-2008) _____

A. Students Studying**i. ACADEMIC COURSES at:**

Gian Frangisk Abela, Junior College, Msida _____

Institute of Business & Commerce, Paola (M.C.A.S.T.) _____

Private Sixth Form/Tuition Centre: _____

Giovanni Curmi Higher Secondary, Naxxar _____

Institute of Information & Comm Tech., Paola (M.C.A.S.T.) _____

Mikelang Refalo Upper Lyceum, Gozo _____

Sixth Form abroad _____

Total: _____ (Including _____ Special Needs Students)

ii. TECHNICAL COURSES at:

Institute of Electronics Engineering, Paola (M.C.A.S.T.) _____

Institute of Mechanical Engineering, Paola (M.C.A.S.T.) _____

Institute of Agribusiness, Luqa (M.C.A.S.T.) _____

Institute of Maritime Studies, Kalkara (M.C.A.S.T.) _____

Institute of Building & Construction, Naxxar (M.C.A.S.T.) _____

M.C.A.S.T. Centre, Gozo. _____

Professional Institute abroad _____

Total: _____ (Including _____ Special Needs Students)

iii. VOCATIONAL COURSES at:

Institute of Community Services, Paola (M.C.A.S.T.) _____

Institute of Art & Design, Mosta (M.C.A.S.T.) _____

Institute of Tourism Studies, St Julian's _____

Institute of Health Care (Univ. of Malta), Msida _____

Vocational College abroad _____

Total: _____ (Including _____ Special Needs Students)

TRACER STUDY 2007-2008

B. Students Working

<u>Job:</u>	<u>Number:</u>
Salesperson/Shop Asst.	_____
Waiter/Waitress	_____
Labourer	_____
Machine Operator	_____
Cleaner	_____
Mason/Construction	_____
Caterer/Confectioner	_____
Hairdresser/Beautician	_____
Tile Layer/Plasterer	_____
Chambermaid	_____
_____	_____
_____	_____
_____	_____
_____	_____
_____	_____
_____	_____
_____	_____

Total: _____ (Including _____ Special Needs Students)

Reason for choosing Work Option:

Did not sit for SEC Exams	_____
Obtained no certification	_____
Not accepted for the course applied for	_____
Financial problems	_____
Family commitments	_____
Joined the family business	_____
Not interested in studying	_____

Total: _____ (Including _____ Special Needs Students)

C. Other Students

At Home _____
 Emigrated _____
 Registering for Work _____
 Others _____

Total: _____ (Including _____ Special Needs Students)

Reason/s for neither studying nor working:

Neither studying nor working because:

At home - due to disability / special needs _____

At home – wanted to take a year off before continuing studying _____

Emigrated/ travelling abroad _____

Registering for work : _____

Did not sit for SEC Exams _____

Obtained no certification _____

Financial problems - has to support himself _____

Financial problems - has to support his family _____

Family commitments _____

Joined the family business _____

Not interested in studying _____

Involved in voluntary work _____

Total: _____ (Including _____ Special Needs Students)

Factors which could have possibly changed choice of not studying:

Support for special needs. Please specify _____

Child support. Please specify _____

After-hours support. _____

Financial support. _____

Choice of subjects was restricted at secondary level. _____

More interesting subjects to learn _____

No bullying problems at secondary school _____

No transport problems _____

Other: Please specify _____

Total: _____ (Including _____ Special Needs Students)

Guidance Teacher/s: _____, _____ **Head of School:** _____