

I. INTRODUCTION

- Explanatory Notes
- Thanks
- Background Information
- Observations

II. NATIONAL TABLES

Page

- Total Students' Options by Sector 1
- Total Students' Options by Sex 2
- Total Students' Educational Options 3
- Total Students' Work Options 4
- Total Students' Other Options 5

III. JUNIOR LYCEUMS

- Total Students' Options 6
- Students' Educational Options 7
- Students' Work Options 8
- Students' Other Options 8

JUNIOR LYCEUM - FEMALES

- Total Students' Options 9
- Students' Educational Options 10
- Students' Work Options 11
- Students' Other Options 12

JUNIOR LYCEUM - MALES

- Total Students' Options 13
- Students' Educational Options 14
- Students' Work Options 15
- Students' Other Options 16

IV. SECONDARY SCHOOLS

- Total Students' Options 17
- Students' Educational Options 18
- Students' Work Options 19
- Students' Other Options 20

SECONDARY SCHOOLS - FEMALES

- Total Students' Options 21
- Students Educational Options 22
- Students' Work Options 24
- Students' Other Options 25

SECONDARY SCHOOL - MALES

• Total Students Options	26
• Students Educational Options	27
• Students Work Options	29
• Students Other Options	30

V. PRIVATE SCHOOLS

• Total Students' Options	31
• Students' Educational Options	32
• Students' Work Options	33
• Students Other Options	33

PRIVATE SCHOOLS - FEMALES

• Total Students' Options	34
• Students' Educational Options	35
• Students' Work Options	37
• Students' Other Options	38

PRIVATE SCHOOLS - MALES

• Total Students' Options	39
• Students' Educational Options	40
• Students' Work Options	42
• Students Other Options	43

PRIVATE SCHOOLS - MIXED

- Total Students' Options 44
- Students' Educational Options 45
- Students' Work Options 46
- Students' Other Options 46

VI OTHER SECONDARY SCHOOLS

- Total Students' Options 47
- Students' Educational Options 48
- Students' Work Options 49
- Students' Other Options 49

OTHER SECONDARY SCHOOLS - FEMALES

- Total Students' Options 50
- Students' Educational Options 51
- Students' Work Options 52
- Students' Other Options 52

OTHER SECONDARY SCHOOLS - MALES

- Total Students' Options 53
- Students' Educational Options 54
- Students' Work Options 56
- Students' Other Options 57

VII SPECIAL NEEDS STUDENTS

• Total Students' Options	58
• Total Students' Options by Sex	59
• Junior Lyceums	60
• Secondary Schools	61
• Private Schools	62
• Other Secondary Schools	64

APPENDICES

- Students' Data-Entry Form
- Guidance Teachers' Data Return-Sheets

INTRODUCTION:

Since 1990 the Guidance and Counselling Services have been organising a series of tracer studies - both at school and at the national level. Such research provides helpful information to educational planners as well as the personnel at the Guidance & Counselling Services. The work carried out by Guidance Teachers encouraging students to have positive approaches toward furthering their education is evident in the steady increase we have seen during the past few years in the number of students participating in post secondary courses. In this report we find 3727 young people (70.9% of the total number of students who reached school leaving age and replied to the survey) who opted to follow a course in post- secondary schools. This represents a 2% increase over last year.

1. EXPLANATORY NOTES:

1.1 All students who had completed Form V in 2004 were asked to participate in this Tracer Study, i.e. all students who were legally able to leave school on finishing the statutory school career and could opt to stay on at school or seek work. Those students who left school before doing their school-leaving examination - having been officially exempted from school on reaching their sixteenth birthday - were considered as dropouts and thus were not included in the study.

1.2 In the form sent to all school leavers, each student was asked to indicate if she/he was studying at school, working, or at home (See Appendices).

A list of all post-secondary schools, as reproduced in the appendices, was sent to all school leavers. Schools were grouped into academic, technical, or vocational courses. Each student was asked to indicate which school he/she was attending at the time of the survey, i.e. October/November 2004.

1.3 If the student declares he/she is working, a list of the fifteen jobs which were most popular in the 2003 Tracer Study was given. Students were asked to indicate if they were working in these or other different jobs.

1.4 The last section "Others" included those who were asked to state whether they were at home, emigrated, registering for work or any other option.

2. THANKS

2.1 Thanks are due to all Guidance Teachers, Counsellors and Heads of all participating schools.

3. BACKGROUND INFORMATION

3.1 The first National Tracer Study was published in October 1990. Before that various Guidance Teachers had been taking the initiative to find out what became of their students after school leaving age, and held a Tracer Study in their own particular school. In 1990 the Guidance and Counselling Services decided to incorporate the information collected from these different studies so that a national picture could be drawn up identifying national, sectorial, and school trends. All schools were invited to participate. Guidance Teachers were requested to conduct their own Tracer Study in their respective schools and then send in their data to Head Office enabling the National Tracer Study to be compiled annually, so that by comparing the different reports, trends may be easily identified.

3.2 Work on this Tracer Study started in October 2004. Forms were sent out to all Guidance Teachers to hold a Tracer Study in their respective schools. These forms were then sent to all school leavers who were asked to send them back duly filled in to their own schools. The 97% replies gathering the information needed could only have been achieved by sheer hard work on the part of the Guidance Teachers. We thank the guidance teachers for their assiduous work.

4. OBSERVATIONS

4.1 Sectorial and school statistics may be easily analysed and compared after a closer look at the data tabulated below.

4.2 Options Mix

4.2.1 The options mix (Education 71%, Work 14% and Others 15%) in 2004 is very much in line with that of the previous year (Education 69%, Work 14% and Others 17%)

4.2.2

The trends of choices established in the previous Tracer Studies, were again confirmed here. A gradual steady increase in the number of students opting to further their education has levelled out to about 67% in the last four years. Similarly students opting for work on reaching school leaving age has settled down at about the 15% mark.

	Education		Work		Others	
	Total	%	Total	%	Total	%
1990	1961	56	1102	31	353	10
1991	2554	63	1081	27	479	10
1992	2653	60	1237	27	599	13
1993	2652	60	1085	25	627	14
1994	2790	61	1292	28	538	12
1995	2734	58	1318	28	643	14
1997	2787	65	861	20	616	15
1998	3189	67	903	19	698	15
1999	3496	66	961	18	845	16
2000	3369	65	957	19	852	17
2001	3392	67	830	17	818	16
2002	3491	69	782	16	774	15
2003	3583	69	737	14	874	17
2004	3727	71	732	14	796	15

Options by Sex.

4.3.1 Results from previous tracer studies up to 1995 showed that usually more male than female students opted to continue their education. However, this trend was reversed in 1997 when 1560 females and 1168 males opted for post-secondary courses. Numberwise, this 2004 report shows more females than male students opting to continue their education after Form 5. Similarly, percentagewise females (at 72%) outweigh males (at 67%) in opting to continue with their schooling after Form 5.

	1990	1991	1992	1993	1994	1995	1997
	tot. %	tot. %	Tot. %	tot. %	tot. %	tot. %	tot. %
MALES	1027 52	1435 57	1417 65	1461 67	1498 67	1485 63	1168 60
FEMALES	934 48	1108 43	1205 55	1165 56	1256 56	1206 52	1560 69
MIXED			31 22	26 30	36 25	47 39	59 69
TOTALS	1961	2443	2653 59	2652 61	2790 61	2734 58	2787 65

	1998	1999	2000	2001	2002	2003	2004
	tot. %	tot. %	tot. %	tot. %	tot. %	tot. %	tot. %
MALES	1497 65	1706 65	1616 62	1580 65	1658 64	1598 64	1701 67
FEMALES	1671 68	1708 66	1634 67	1674 67	1678 74	1769 71	1789 72
MIXED	78 94	82 80	119 83	138 91	155 88	216 97	237 90
TOTALS	3246 67	3496 66	3369 65	3392 67	3491 69	3583 69	3727 71

4.3.2 When comparing the choices of male and female students it is more accurate to look at percentages rather than numbers because of the different school populations. While 91% of girls in Junior Lyceums opted for post-secondary education, 83% of boys in Junior Lyceums continued with further studies.

4.3.3 On the other hand, while the number of girls in secondary schools choosing to attend post-secondary schools stands at 204, that for boys was 273. However, percentagewise (at 30%) females in secondary schools almost equal (at 32%) males in secondary schools.

4.3.4 Post Secondary courses.

Table II.3 shows that 81% of the students opting for Post Secondary Courses chose the academic stream joining courses at the Junior College, the Institute of Business & Commerce, Giovanni Curmi Higher Secondary, the Institute of Information & Communication, M.A.Refalo Complex, and Private Sixth Forms. Only 13% of the students opted to join the technical stream, while 6% chose vocational courses.

4.3.5 Work Options

A total of 732 students opted to start work on completing their Secondary School Education. This represents 13% of the female and 16% of the male secondary school population.

Similar to previous Tracer Studies the majority of school leavers opting for work found jobs as salespersons / shop assistants (169 students), waitresses / waiters (113) and machine operators (111). A considerable number are working as labourers (58). It is interesting to note a repetition of the pattern found in previous Tracer Studies.

4.3.6 "Other" Options

A total of 796 students (15%) stated they were neither following a post-secondary course nor working.

4.4 Options Mix by Sectors.

There is a very big variation and discrepancy between the choices of students from the different sectors. A good number of students from Junior Lyceums and Private Schools opted for academic post-secondary courses (88% of the Junior Lyceum students and 93% of students from Private Schools), while only 31 of the students from Secondary Schools made the same choice. This is counter-balanced when we look at the work options: 7% of Junior Lyceum students and 3% of Private School students against 34% of secondary school students found work on leaving school after completing Form V. This pattern is repeated when we consider the 'Other' options.

31 students from Other Secondary Schools managed to make it into the post-secondary, with the greater majority, (30), opting for the technical sector. Another 30% of students from this sector found work on reaching school leaving age, whilst 48% are either at home or registering for work.

5.1 Special Needs Students.

This section is included by way of an addendum since the data tabulated here is already included in the other sections forming the main body of this report. We should also note that the students considered are those included in mainstream classes in normal schools, and in no way considers those attending special schools.

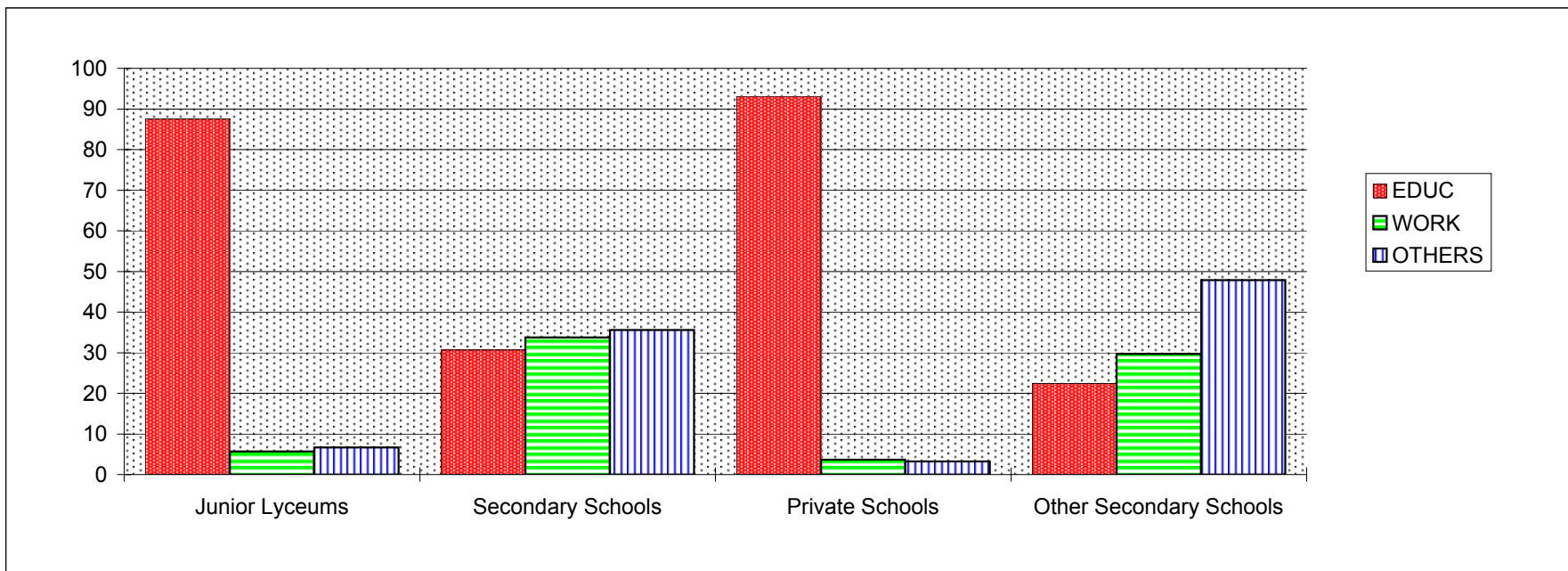
Only one special needs student was reported in the Junior Lyceums. There were 9 special needs students attending Private Schools.

With regards to gender mix, there were more males (14) than females (10). Number of students who continued with further education was twice as many males (10) than females (4).

II. NATIONAL TABLES

II.1. TOTAL STUDENTS OPTIONS BY SECTOR

SECTOR	POPULATION	REPLIES		EDUCATION		WORK		OTHERS	
		TOT	%	TOT	%	TOT	%	TOT	%
Junior Lyceums	1804	1767	97.9	1548	87.6	101	5.7	118	6.7
Secondary Schools	1666	1556	93.4	477	30.7	525	33.7	554	35.6
Private Schools	1831	1794	98.0	1671	93.1	65	3.6	58	3.2
Other Secondary Schools	138	138	100.0	31	22.5	41	29.7	66	47.8
TOTAL	5439	5255	96.6	3727	70.9	732	13.9	796	15.1



II.2. TOTAL STUDENTS' OPTIONS BY SEX

FEMALES

SECTOR	POPULATION	REPLIES		EDUCATION		WORK		OTHERS	
		TOT	%	TOT	%	TOT	%	TOT	%
Junior Lyceums	1111	1074	96.7	975	90.8	46	4.3	53	4.9
Secondary Schools	763	690	90.4	204	29.6	217	31.4	269	39.0
Private Schools	681	660	96.9	607	92.0	33	5.0	20	3.0
Other Secondary Schools	46	46	100.0	3	6.5	15	32.6	28	60.9
TOTAL	2601	2470	95.0	1789	72.4	311	12.6	370	15.0

MALES

SECTOR	POPULATION	REPLIES		EDUCATION		WORK		OTHERS	
		TOT	%	TOT	%	TOT	%	TOT	%
Junior Lyceums	693	693	100.0	573	82.7	55	7.9	65	9.4
Secondary Schools	903	866	95.9	273	31.5	308	35.6	285	32.9
Private Schools	874	871	99.7	827	94.9	23	2.6	21	2.4
Other Secondary Schools	92	92	100.0	28	30.4	26	28.3	38	41.3
TOTAL	2562	2522	98.4	1701	67.4	412	16.3	409	16.2

MIXED

SECTOR	POPULATION	REPLIES		EDUCATION		WORK		OTHERS	
		TOT	%	TOT	%	TOT	%	TOT	%
Private Schools Mixed	276	263	95.3	237	90.1	9	3.4	17	6.5

II.3. TOTAL STUDENTS' EDUCATIONAL OPTIONS

ACADEMIC

SECTOR	EDUCATION REPLIES	JUNIOR COLLEGE		BUSINESS & COMMERCE		PRIVATE SIXTH FORM		HIGHER SECONDARY		INFORMATION & COMMUNICATION		M'ANG REFALO		TOTAL	
		TOT	%	TOT	%	TOT	%	TOT	%	TOT	%	TOT	%	TOT	%
Junior Lyceums	1548	643	41.5	95	6.1	28	1.8	240	15.5	54	3.5	212	13.7	1272	82.2
Secondary Schools	477	13	2.7	30	6.3	2	0.4	133	27.9	28	5.9	11	2.3	217	45.5
Private Schools	1671	835	50.0	71	4.2	320	19.2	217	13.0	50	3.0	51	3.1	1544	92.4
Other Secondary Schools	31	0	0.0	0	0.0	0	0.0	0	0.0	0	0.0	0	0.0	0	0.0
TOTAL	3727	1491	40.0	196	5.3	350	9.4	590	15.8	132	3.5	274	7.4	3033	81.4

TECHNICAL

SECTOR	EDUCATION REPLIES	ELECTRONICS ENGINEERING		MECHANICAL ENGINEERING		AGRI- BUSINESS		MARITIME STUDIES		BUILDING & CONSTRUCTION		MCAST GOZO		TOTAL	
		TOT	%	TOT	%	TOT	%	TOT	%	TOT	%	TOT	%	TOT	%
Junior Lyceums	1548	61	3.9	36	2.3	4	0.3	4	0.3	33	2.1	41	2.6	179	11.6
Secondary Schools	477	27	5.7	13	2.7	6	1.3	0	0.0	112	23.5	39	8.2	197	41.3
Private Schools	1671	17	1.0	20	1.2	1	0.1	3	0.2	21	1.3	3	0.2	65	3.9
Other Secondary Schools	31	0	0.0	0	0.0	0	0.0	0	0.0	30	96.8	0	0.0	30	96.8
TOTAL	3727	105	2.8	69	1.9	11	0.3	7	0.2	196	5.3	83	2.2	471	12.6

VOCATIONAL

SECTOR	EDUCATION REPLIES	COMMUNITY SERVICES		ART AND DESIGN		TOURISM STUDIES		HEALTH CARE		TOTAL	
		TOT	%	TOT	%	TOT	%	TOT	%	TOT	%
Junior Lyceums	1548	39	2.5	22	1.4	34	2.2	2	0.1	97	6.3
Secondary Schools	477	12	2.5	18	3.8	32	6.7	1	0.2	63	13.2
Private Schools	1671	22	1.3	20	1.2	18	1.1	1	0.1	61	3.7
Other Secondary Schools	31	0	0.0	0	0.0	1	3.2	0	0.0	1	3.2
TOTAL	3727	73	2.0	60	1.6	85	2.3	4	0.1	222	6.0

II.4. TOTAL STUDENTS WORK OPTIONS

WORK	JUNIOR LYCEUMS	SECONDARY SCHOOLS	PRIVATE SCHOOLS	OTHER SECONDARIES	TOTAL	%
<i>Salesperson/Shop Asst.</i>	41	95	30	3	169	23.1
<i>Waitress/Waiter</i>	15	87	9	2	113	15.4
<i>Machine Operator</i>	9	97	1	4	111	15.2
<i>Labourer</i>	12	35	1	10	58	7.9
<i>Cleaner</i>		24		7	31	4.2
<i>Hairdresser/Beautician</i>	6	15	6		27	3.7
<i>Chambermaid</i>	1	18		7	26	3.6
<i>Mason/Construction</i>	1	20		1	22	3.0
<i>Tile Layer/Plasterer</i>	1	12		3	16	2.2
<i>Clerk/Secretary</i>	4	6	1		11	1.5
<i>Kitchen Hand</i>		8			8	1.1
<i>Sprayer/Panel Beater</i>	1	7			8	1.1
<i>Care Worker</i>	1	6			7	1.0
<i>Confectioner/Caterer</i>		7			7	1.0
<i>Fisherman</i>		7			7	1.0
<i>Baker's Assistant</i>		5		1	6	0.8
<i>Barman</i>	1	5			6	0.8
<i>Farmer</i>		6			6	0.8
<i>Laundry Attendant</i>		6			6	0.8
<i>Shelf Stacker (Supermarket)</i>		6			6	0.8
<i>Carpenter/Joiner</i>		4		1	5	0.7
<i>Mechanic</i>	1	3	1		5	0.7
<i>Storekeeper</i>	1	4			5	0.7
<i>Bus Inspector/Despatcher</i>		3		1	4	0.5
<i>Handyman/Maintenance</i>		4			4	0.5
<i>Asst. Electrician/Plumber</i>		3			3	0.4

Please note that the jobs listed here are the students' perception of the job they were in. (Please refer to question 3 in Students' Data Entry-Form, given in Appendices). It doesn't reflect in any way on their being qualified or otherwise for the job.

Cashier		3			3	0.4
Delivery Man		3			3	0.4
Fast-Food outlet		3			3	0.4
Printer		3			3	0.4
Aluminium Works		2			2	0.3
Butcher	1	1			2	0.3
Street Hawker		2			2	0.3
Airconditioning Technician		1			1	0.1
Animal Grooming		1			1	0.1
Boat Maker		1			1	0.1
Car-washer	1				1	0.1
Chef		1			1	0.1
Computer Technician			1		1	0.1
Disc Jockey		1			1	0.1
Greengrocer	1				1	0.1
Horse-cab Driver		1			1	0.1
Packer	1				1	0.1
Parker				1	1	0.1
Petrol Station Attendant	1				1	0.1
Vulcanizer	1				1	0.1
Unspecified		9	15		24	3.3
TOTAL	101	525	65	41	732	100

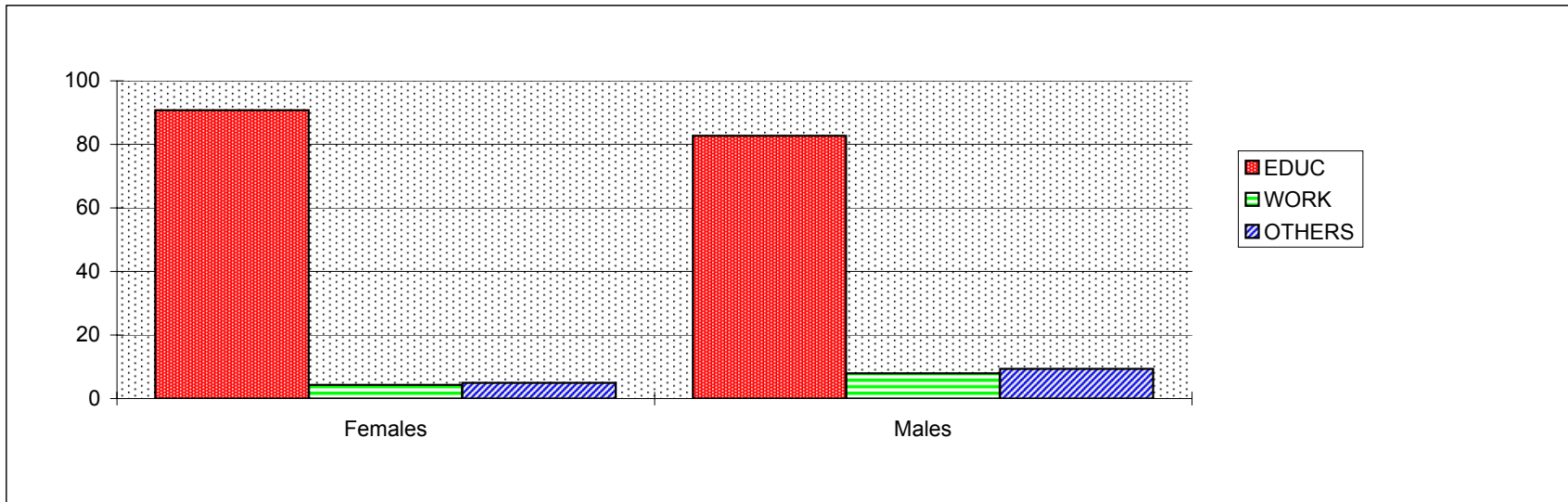
II.5. TOTAL STUDENTS "OTHER" OPTIONS

OPTION	JUNIOR LYCEUMS	SECONDARY SCHOOLS	PRIVATE SCHOOLS	OTHER SECONDARIES	TOTAL	%
At home	67	390	29	32	518	65.4
Emigrated	3	3	14	0	20	2.5
Registering for work	28	145	7	15	195	24.6
Others	20	16	8	15	59	7.4
TOTAL	118	554	58	62	792	100

III. JUNIOR LYCEUMS

III.1.1 TOTAL STUDENTS' OPTIONS

CATEGORY	POPULATION	REPLIES		EDUCATION		WORK		OTHERS	
		TOT	%	TOT	%	TOT	%	TOT	%
FEMALES	1111	1074	96.7	975	90.8	46	4.3	53	4.9
MALES	693	693	100.0	573	82.7	55	7.9	65	9.4
TOTAL	1804	1767	97.9	1548	87.6	101	5.7	118	6.7



III.1.2. STUDENTS' EDUCATIONAL OPTIONS

ACADEMIC

CATEGORY	EDUCATION REPLIES	JUNIOR COLLEGE		BUSINESS & COMMERCE		PRIVATE SIXTH FORM		HIGHER SECONDARY		INFORMATION & COMMUNICATION		M'ANG REFALO		TOTAL	
		TOT	%	TOT	%	TOT	%	TOT	%	TOT	%	TOT	%	TOT	%
FEMALES	975	506	51.9	66	6.8	27	2.8	125	12.8	9	0.9	161	16.5	894	91.7
MALES	573	137	23.9	29	5.1	1	0.2	115	20.1	45	7.9	51	8.9	378	66.0
TOTAL	1548	643	41.5	95	6.1	28	1.8	240	15.5	54	3.5	212	13.7	1272	82.2

TECHNICAL

	EDUCATION REPLIES	ELECTRONICS ENGINEERING		MECHANICAL ENGINEERING		AGRI- BUSINESS		MARITIME STUDIES		BUILDING & CONSTRUCTION		MCAST GOZO		TOTAL	
		TOT	%	TOT	%	TOT	%	TOT	%	TOT	%	TOT	%	TOT	%
FEMALES	975	0	0.0	0	0.0	0	0.0	1	0.1	0	0.0	22	2.3	23	2.4
MALES	573	61	10.6	36	6.3	4	0.7	3	0.5	33	5.8	19	3.3	156	27.2
TOTAL	1548	61	3.9	36	2.3	4	0.3	4	0.3	33	2.1	41	2.6	179	11.6

VOCATIONAL

	EDUCATION REPLIES	COMMUNITY SERVICES		ART AND DESIGN		TOURISM STUDIES		HEALTH CARE		TOTAL	
		TOT	%	TOT	%	TOT	%	TOT	%	TOT	%
FEMALES	975	38	3.9	8	0.8	12	1.2	0	0.0	58	5.9
MALES	573	1	0.2	14	2.4	22	3.8	2	0.3	39	6.8
TOTAL	1548	39	2.5	22	1.4	34	2.2	2	0.1	97	6.3

III.1.3. STUDENTS' WORK OPTIONS

	FEMALES	MALES	TOTAL	%
<i>Salesperson/Shop Asst.</i>	25	16	41	40.6
<i>Waitress/Waiter</i>	9	6	15	14.9
<i>Labourer</i>		12	12	11.9
<i>Machine Operator</i>	4	5	9	8.9
<i>Hairdresser/Beautician</i>	6		6	5.9
<i>Clerk/Secretary</i>		4	4	4.0
<i>Barman</i>		1	1	1.0
<i>Butcher</i>		1	1	1.0
<i>Care Worker</i>	1		1	1.0
<i>Car-washer</i>		1	1	1.0
<i>Chambermaid</i>	1		1	1.0
<i>Greengrocer</i>		1	1	1.0
<i>Mechanic</i>		1	1	1.0
<i>Packer</i>		1	1	1.0
<i>Petrol Station Attendant</i>		1	1	1.0
<i>Storekeeper</i>		1	1	1.0
<i>Tile Layer/Plasterer</i>		1	1	1.0
<i>Auto Sprayer</i>		1	1	1.0
<i>Builder</i>		1	1	1.0
<i>Vulcanizer</i>		1	1	1.0
Unspecified			0	0.0
TOTAL	46	55	101	100

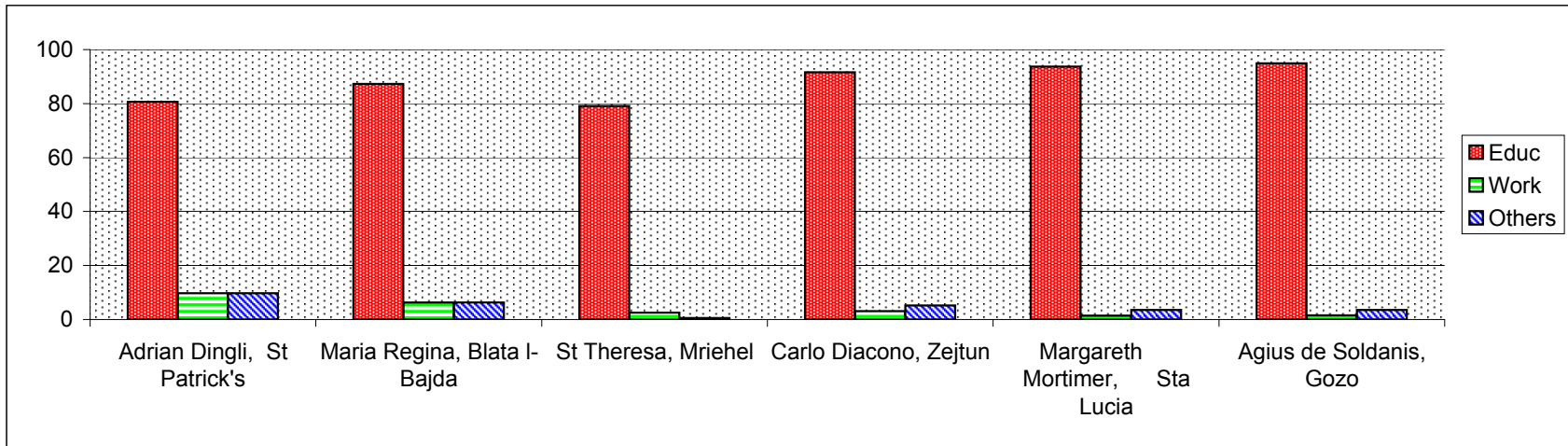
III.1.4. STUDENTS' "OTHER" OPTIONS

	FEMALES	MALES	TOTAL	%
At home	36	31	67	56.8
Emigrated	2	1	3	2.5
Registering for Work	8	20	28	23.7
Others	7	13	20	16.9
TOTAL	53	65	118	100

III.2. JUNIOR LYCEUMS - FEMALES

III.2.1. TOTAL STUDENTS' OPTIONS

SCHOOL	POPULATION	REPLIES		EDUCATION		WORK		OTHERS	
		TOT	%	TOT	%	TOT	%	TOT	%
Adrian Dingli, St Patrick's	165	165	100	133	80.6	16	9.7	16	9.7
Maria Regina, Blata I-Bajda	221	221	100	193	87.3	14	6.3	14	6.3
St Theresa, Mriehel	196	161	82.143	155	79.1	5	2.6	1	0.5
Carlo Diacono, Zejtun	191	191	100.0	175	91.6	6	3.1	10	5.2
Margareth Mortimer, Sta Lucia	142	140	98.6	133	93.7	2	1.4	5	3.5
Agius de Soldanis, Gozo	196	196	100	186	94.9	3	1.5	7	3.6
TOTAL	1111	1074	96.7	975	90.8	46	4.3	53	4.9



III.2.2. STUDENTS' EDUCATIONAL OPTIONS

ACADEMIC

SCHOOL	EDUCATION REPLIES	JUNIOR COLLEGE		BUSINESS & COMMERCE		PRIVATE SIXTH FORM		HIGHER SECONDARY		INFORMATION & COMMUNICATION		M'ANG REFALO		TOTAL	
		TOT	%	TOT	%	TOT	%	TOT	%	TOT	%	TOT	%	TOT	%
Adrian Dingli, St Patrick's	133	71	53.4	4	3.0	4	3.0	38	28.6	1	0.8		0.0	118	88.7
Maria Regina, Blata I-Bajda	193	129	66.8	26	13.5	2	1.0	27	14.0		0.0		0.0	184	95.3
St Theresa, Mriehel	155	121	78.1	9	5.8	6	3.9	15	9.7		0.0		0.0	151	97.4
Carlo Diacono, Zejtun	175	97	55.4	20	11.4	7	4.0	28	16.0	4	2.3		0.0	156	89.1
Margareth Mortimer, Sta Lucia	133	87	65.4	7	5.3	8	6.0	17	12.8	3	2.3		0.0	122	91.7
Agius de Soldanis, Gozo	186	1	0.5		0.0		0.0		0.0	1	0.5	161	86.6	163	87.6
TOTAL	975	506	51.9	66	6.8	27	2.8	125	12.8	9	0.9	161	16.5	894	91.7

TECHNICAL

SCHOOL	EDUCATION REPLIES	ELECTRONICS ENGINEERING		MECHANICAL ENGINEERING		AGRI- BUSINESS		MARITIME STUDIES		BUILDING & CONSTRUCTION		MCAST GOZO		TOTAL	
		TOT	%	TOT	%	TOT	%	TOT	%	TOT	%	TOT	%	TOT	%
Adrian Dingli, St Patrick's	133		0.0		0.0		0.0	1	0.8		0.0		0.0	1	0.8
Maria Regina, Blata I-Bajda	193		0.0		0.0		0.0		0.0		0.0		0.0	0	0.0
St Theresa, Mriehel	155		0.0		0.0		0.0		0.0		0.0		0.0	0	0.0
Carlo Diacono, Zejtun	175		0.0		0.0		0.0		0.0		0.0		0.0	0	0.0
Margareth Mortimer, Sta Lucia	133		0.0		0.0		0.0		0.0		0.0		0.0	0	0.0
Agius de Soldanis, Gozo	186		0.0		0.0		0.0		0.0		0.0	22	11.8	22	11.8
TOTAL	975	0	0.0	0	0.0	0	0.0	1	0.1	0	0.0	22	2.3	23	2.4

VOCATIONAL

SCHOOL	EDUCATION REPLIES	COMMUNITY SERVICES		ART AND DESIGN		TOURISM STUDIES		HEALTH CARE		TOTAL	
		TOT	%	TOT	%	TOT	%	TOT	%	TOT	%
Adrian Dingli, St Patrick's	133	11	8.3	1	0.8	2	1.5		0.0	14	10.5
Maria Regina, Blata I-Bajda	193	5	2.6	3	1.6	1	0.5		0.0	9	4.7
St Theresa, Mriehel	155	2	1.3	1	0.6	1	0.6		0.0	4	2.6
Carlo Diacono, Zejtun	175	15	8.6	3	1.7	1	0.6		0.0	19	10.9
Margareth Mortimer, Sta Lucia	133	5	3.8		0.0	6	4.5		0.0	11	8.3
Agius de Soldanis, Gozo	186		0.0		0.0	1	0.5		0.0	1	0.5
TOTAL	975	38	3.9	8	0.8	12	1.2	0	0.0	58	5.9

III.2.2.3. STUDENTS' WORK OPTIONS

WORK	SIR ADRIAN DINGLI	MARIA REGINA	ST THERESA	CARLO DIACONO	MARGARETH MORTIME	AGIUS DE SOLDANIS	TOTAL	%
<i>Salesperson/Shop Asst.</i>	4	14	2	3	2		25	54.3
<i>Waitress</i>	5		3			1	9	19.6
<i>Hairdresser/Beautician</i>	3			1		2	6	13.0
<i>Machine Operator</i>	4						4	8.7
<i>Care Worker</i>				1			1	2.2
<i>Chambermaid</i>				1			1	2.2
<i>Unspecified</i>							0	0.0
TOTAL	16	14	5	6	2	3	46	100

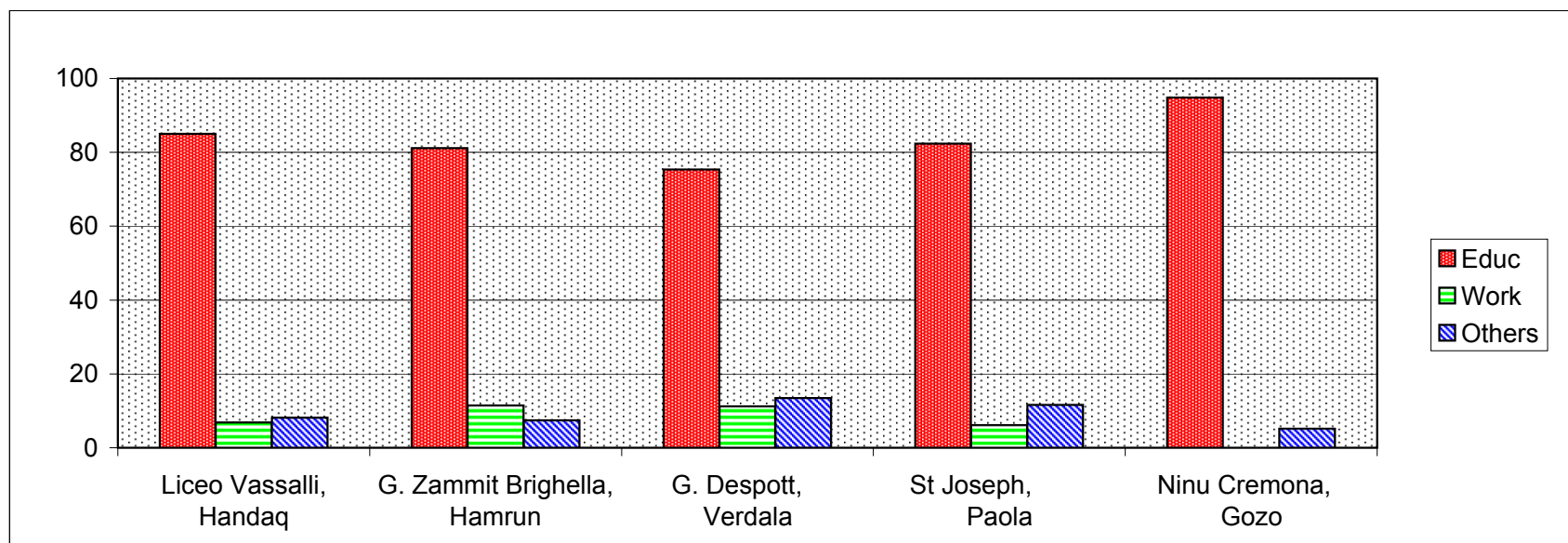
III.2.2.4. STUDENTS' OTHER OPTIONS

OPTION	SIR ADRIAN DINGLI	MARIA REGINA	ST THERESA	CARLO DIACONO	MARGARETH MORTIMER	AGIUS DE SOLDANIS	TOTAL	%
At home	9	13	1	4	4	5	36	67.9
Emigrated				1		1	2	3.8
Registering for Work	7					1	8	15.1
Others		1		5	1		7	13.2
TOTAL	16	14	1	10	5	7	53	100

III.3. JUNIOR LYCEUMS - MALES

III.3.1. TOTAL STUDENTS' OPTIONS

SCHOOL	POPULATION	REPLIES		EDUCATION		WORK		OTHERS	
		TOT	%	TOT	%	TOT	%	TOT	%
Liceo Vassalli, Handaq	160	160	100	136	85.0	11	6.9	13	8.1
G. Zammit Brighella, Hamrun	175	175	100	142	81.1	20	11.4	13	7.4
G. Despott, Verdala	134	134	100	101	75.4	15	11.2	18	13.4
St Joseph, Paola	147	147	100	121	82.3	9	6.1	17	11.6
Ninu Cremona, Gozo	77	77	100	73	94.8	0	0.0	4	5.2
TOTAL	693	693	100.0	573	82.7	55	7.9	65	9.4



III.3.2. STUDENTS' EDUCATIONAL OPTIONS

ACADEMIC

SCHOOL	EDUCATION REPLIES	JUNIOR COLLEGE		BUSINESS & COMMERCE		PRIVATE SIXTH FORM		HIGHER SECONDARY		INFORMATION & COMMUNICATION		M'ANG REFALO		TOTAL	
		TOT	%	TOT	%	TOT	%	TOT	%	TOT	%	TOT	%	TOT	%
Liceo Vassalli, Handaq	136	45	33.1	1	0.7		0.0	32	23.5	14	10.3		0.0	92	67.6
G. Zammit Brighella, Hamrun	142	40	28.2	4	2.8		0.0	48	33.8	9	6.3		0.0	101	71.1
G. Despott, Verdala	101	23	22.8	3	3.0	1	1.0	13	12.9	10	9.9		0.0	50	49.5
St Joseph, Paola	121	29	24.0	21	17.4		0.0	22	18.2	12	9.9		0.0	84	69.4
Ninu Cremona, Gozo	73		0.0		0.0		0.0		0.0		0.0	51	69.9	51	69.9
TOTAL	573	137	23.9	29	5.1	1	0.2	115	20.1	45	7.9	51	8.9	378	66.0

TECHNICAL

SCHOOL	EDUCATION REPLIES	ELECTRONICS ENGINEERING		MECHANICAL ENGINEERING		AGRI- BUSINESS		MARITIME STUDIES		BUILDING & CONSTRUCTION		MCAST GOZO		TOTAL	
		TOT	%	TOT	%	TOT	%	TOT	%	TOT	%	TOT	%	TOT	%
Liceo Vassalli, Handaq	136	16	11.8	9	6.6	1	0.7		0.0	10	7.4		0.0	36	26.5
G. Zammit Brighella, Hamrun	142	14	9.9	8	5.6	3	2.1		0.0	3	2.1		0.0	28	19.7
G. Despott, Verdala	101	16	15.8	13	12.9		0.0	2	2.0	10	9.9		0.0	41	40.6
St Joseph, Paola	121	15	12.4	6	5.0		0.0	1	0.8	10	8.3		0.0	32	26.4
Ninu Cremona, Gozo	73		0.0		0.0		0.0		0.0		0.0	19	26.0	19	26.0
TOTAL	573	61	10.6	36	6.3	4	0.7	3	0.5	33	5.8	19	3.3	156	27.2

VOCATIONAL

SCHOOL	EDUCATION REPLIES	COMMUNITY SERVICES		ART AND DESIGN		TOURISM STUDIES		HEALTH CARE		TOTAL	
		TOT	%	TOT	%	TOT	%	TOT	%	TOT	%
Liceo Vassalli, Handaq	136		0.0	4	2.9	4	2.9		0.0	8	5.9
G. Zammit Brighella, Hamrun	142		0.0	4	2.8	9	6.3		0.0	13	9.2
G. Despott, Verdala	101		0.0	6	5.9	2	2.0	2	2.0	10	9.9
St Joseph, Paola	121	1	0.8		0.0	4	3.3		0.0	5	4.1
Ninu Cremona, Gozo	73		0.0		0.0	3	4.1		0.0	3	4.1
TOTAL	573	1	0.2	14	2.4	22	3.8	2	0.3	39	6.8

III.3.3. STUDENTS' WORK OPTIONS

WORK	LICEO VASSALLI	DUN GUZEPP ZAMMIT	GUZEPI DESPOTT	ST JOSEPH	NINU CREMONA	TOTAL	%
<i>Salesperson/Shop Asst.</i>		6	6	4		16	29.1
<i>Labourer</i>	2	1	9			12	21.8
<i>Waiter</i>		6				6	10.9
<i>Machine Operator</i>		1		4		5	9.1
<i>Clerk/Secretary</i>		3		1		4	7.3
<i>Auto Sprayer</i>		1				1	1.8
<i>Barman</i>	1					1	1.8
<i>Builder</i>	1					1	1.8
<i>Butcher</i>	1					1	1.8
<i>Car-washer</i>	1					1	1.8
<i>Greengrocer</i>	1					1	1.8
<i>Mechanic</i>		1				1	1.8
<i>Packer</i>	1					1	1.8
<i>Petrol Station Attendant</i>		1				1	1.8
<i>Storekeeper</i>	1					1	1.8
<i>Tile Layer/Plasterer</i>	1					1	1.8
<i>Vulcanizer</i>	1					1	1.8
<i>Unspecified</i>						0	0.0
TOTAL	11	20	15	9	0	55	100

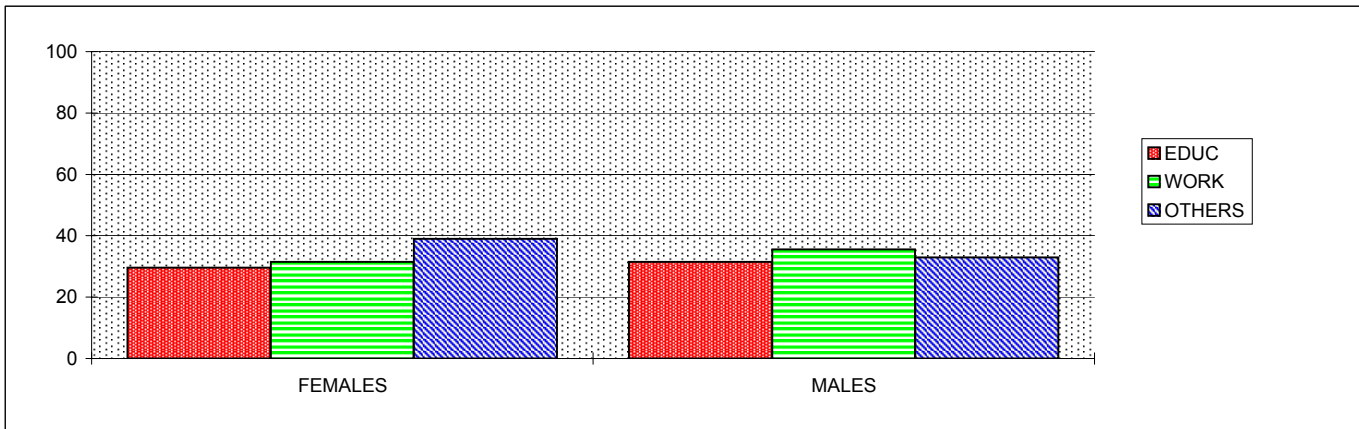
III.3.4. STUDENTS' "OTHER" OPTIONS

OPTION	LICEO VASSALLI	DUN GUZEPP ZAMMIT	GUZEPI DESPOTT	ST JOSEPH	NINU CREMONA	TOTAL	%
At home	2	7	11	7	4	31	47.7
Emigrated		1				1	1.5
Registering for Work	6	4		10		20	30.8
Others	5	1	7			13	20.0
TOTAL	13	13	18	17	4	65	100

IV. SECONDARY SCHOOLS

IV.1.1. TOTAL STUDENTS' OPTIONS

	POPULATION	REPLIES		EDUCATION		WORK		OTHERS	
		TOT	%	TOT	%	TOT	%	TOT	%
FEMALES	763	690	90.4	204	29.6	217	31.4	269	39.0
MALES	903	866	95.9	273	31.5	308	35.6	285	32.9
TOTAL	1666	1556	93.4	477	30.7	525	33.7	554	35.6



IV.1.2. STUDENTS' EDUCATIONAL OPTIONS

ACADEMIC

	EDUCATION REPLIES	JUNIOR COLLEGE		BUSINESS & COMMERCE		PRIVATE SIXTH FORM		HIGHER SECONDARY		INFORMATION & COMMUNICATION		M'ANG REFALO		TOTAL	
		TOT	%	TOT	%	TOT	%	TOT	%	TOT	%	TOT	%	TOT	%
FEMALES	204	12	5.9	27	13.2	0	0.0	106	52.0	5	2.5	4	2.0	154	75.5
MALES	273	1	0.4	3	1.1	2	0.7	27	9.9	23	8.4	7	2.6	63	23.1
TOTAL	477	13	2.7	30	6.3	2	0.4	133	27.9	28	5.9	11	2.3	217	45.5

TECHNICAL

	EDUCATION REPLIES	ELECTRONICS ENGINEERING		MECHANICAL ENGINEERING		AGRI- BUSINESS		MARITIME STUDIES		BUILDING & CONSTRUCTION		MCAST GOZO		TOTAL	
		TOT	%	TOT	%	TOT	%	TOT	%	TOT	%	TOT	%	TOT	%
FEMALES	204	2	1.0	0	0.0	1	0.5	0	0.0	0	0.0	20	9.8	23	11.3
MALES	273	25	9.2	13	4.8	5	1.8	0	0.0	112	41.0	19	7.0	174	63.7
TOTAL	477	27	5.7	13	2.7	6	1.3	0	0.0	112	23.5	39	8.2	197	41.3

VOCATIONAL

	EDUCATION REPLIES	COMMUNITY SERVICES		ART AND DESIGN		TOURISM STUDIES		HEALTH CARE		TOTAL	
		TOT	%	TOT	%	TOT	%	TOT	%	TOT	%
FEMALES	204	12	5.9	7	3.4	8	3.9	0	0.0	27	13.2
MALES	273	0	0.0	11	4.0	24	8.8	1	0.4	36	13.2
TOTAL	477	12	2.5	18	3.8	32	6.7	1	0.2	63	13.2

IV.1.3. STUDENTS' WORK OPTIONS

WORK	FEMALES	MALES	TOTAL	%
Machine Operator	47	50	97	18.5
Salesperson/Shop Asst.	54	41	95	18.1
Waitress/Waiter	43	44	87	16.6
Labourer		35	35	6.7
Cleaner	12	12	24	4.6
Mason/Construction		20	20	3.8
Chambermaid	18		18	3.4
Hairdresser/Beautician	13	2	15	2.9
Tile Layer/Plasterer		12	12	2.3
Kitchen Hand	2	6	8	1.5
Confectioner/Caterer		7	7	1.3
Fisherman		7	7	1.3
Sprayer/Panel Beater		7	7	1.3
Care Worker	6		6	1.1
Clerk/Secretary	5	1	6	1.1
Farmer		6	6	1.1
Laundry Attendant	5	1	6	1.1
Shelf Stacker (Supermarket)		6	6	1.1
Baker's Assistant		5	5	1.0
Barman		5	5	1.0
Carpenter/Joiner		4	4	0.8
Handyman/Maintenance		4	4	0.8
Storekeeper	1	3	4	0.8
Asst. Electrician/Plumber		3	3	0.6
Bus Inspector		3	3	0.6
Cashier	3		3	0.6
Delivery Man		3	3	0.6
Fast-Food outlet	3		3	0.6
Mechanic		3	3	0.6
Printer		3	3	0.6
Aluminium Works		2	2	0.4
Street Hawker		2	2	0.4
Airconditioning Technician		1	1	0.2
Animal Grooming	1		1	0.2
Boat Maker		1	1	0.2
Butcher		1	1	0.2
Chef		1	1	0.2
Disc Jockey		1	1	0.2
Horse-cab Driver		1	1	0.2
Unspecified	4	5	9	1.7
TOTAL	217	308	525	100

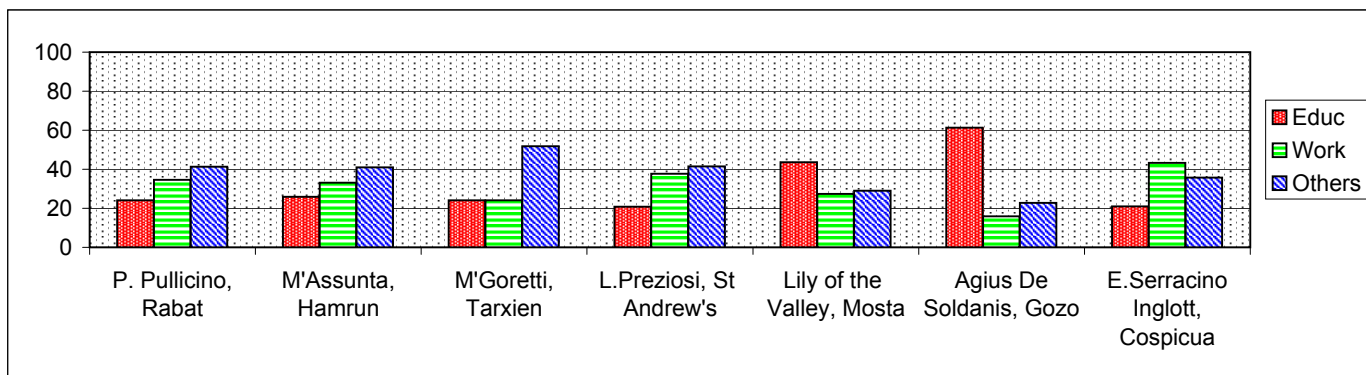
IV.1.4. STUDENTS' "OTHER" OPTIONS

OPTION	FEMALES	MALES	TOTAL	%
At home	177	213	390	70.4
Emigrated	1	2	3	0.5
Registering for work	86	59	145	26.2
Others	5	11	16	2.9
TOTAL	269	285	554	100

IV.2. SECONDARY SCHOOLS - FEMALES

IV.2.1. TOTAL STUDENTS - OPTIONS

SCHOOL	POPULATION	REPLIES		EDUCATION		WORK		OTHERS	
		TOT	%	TOT	%	TOT	%	TOT	%
P. Pullicino, Rabat	133	133	100.0	32	24.1	46	34.6	55	41.4
M'Assunta, Hamrun	183	154	84.2	40	26.0	51	33.1	63	40.9
M'Goretti, Tarxien	108	108	100.0	26	24.1	26	24.1	56	51.9
L.Preziosi, St Andrew's	69	53	76.8	11	20.8	20	37.7	22	41.5
Lily of the Valley, Mosta	134	117	87.3	51	43.6	32	27.4	34	29.1
Agius De Soldanis, Gozo	44	44	100.0	27	61.4	7	15.9	10	22.7
E.Serracino Inglott, Cospicua	92	81	88.0	17	21.0	35	43.2	29	35.8
TOTAL	763	690	90.4	204	29.6	217	31.4	269	39.0



IV.2.2. STUDENTS' EDUCATIONAL OPTIONS

ACADEMIC

SCHOOL	EDUCATION REPLIES	JUNIOR COLLEGE		BUSINESS & COMMERCE		PRIVATE SIXTH FORM		HIGHER SECONDARY		INFORMATION & COMMUNICATION		M'ANG REFALO		TOTAL	
		TOT	%	TOT	%	TOT	%	TOT	%	TOT	%	TOT	%	TOT	%
P. Pullicino, Rabat	32	1	3.1	7	21.9		0.0	19	59.4	1	3.1		0.0	28	87.5
M'Assunta, Hamrun	40	3	7.5	5	12.5		0.0	24	60.0	2	5.0		0.0	34	85.0
M'Goretti, Tarxien	26	1	3.8	9	34.6		0.0	14	53.8		0.0		0.0	24	92.3
L.Preziosi, St Andrew's	11	1	9.1		0.0		0.0	5	45.5		0.0		0.0	6	54.5
Lily of the Valley, Mosta	51	6	11.8	2	3.9		0.0	33	64.7		0.0		0.0	41	80.4
Agius De Soldanis, Gozo	27		0.0		0.0		0.0		0.0		0.0	4	14.8	4	14.8
E.Serracino Inglott, Cospicua	17		0.0	4	23.5		0.0	11	64.7	2	11.8		0.0	17	100.0
TOTAL	204	12	5.9	27	13.2	0	0.0	106	52.0	5	2.5	4	2.0	154	75.5

TECHNICAL

SCHOOL	EDUCATION REPLIES	ELECTRONICS ENGINEERING		MECHANICAL ENGINEERING		AGRI- BUSINESS		MARITIME STUDIES		BUILDING & CONSTRUCTION		MCAST GOZO		TOTAL	
		TOT	%	TOT	%	TOT	%	TOT	%	TOT	%	TOT	%	TOT	%
P. Pullicino, Rabat	32		0.0		0.0		0.0		0.0		0.0		0.0	0	0.0
M'Assunta, Hamrun	40		0.0		0.0	1	2.5		0.0		0.0		0.0	1	2.5
M'Goretti, Tarxien	26		0.0		0.0		0.0		0.0		0.0		0.0	0	0.0
L.Preziosi, St Andrew's	11		0.0		0.0		0.0		0.0		0.0		0.0	0	0.0
Lily of the Valley, Mosta	51	2	3.9		0.0		0.0		0.0		0.0		0.0	2	3.9
Agius De Soldanis, Gozo	27		0.0		0.0		0.0		0.0		0.0	20	74.1	20	74.1
E.Serracino Inglott, Cospicua	17		0.0		0.0		0.0		0.0		0.0		0.0	0	0.0
TOTAL	204	2	1.0	0	0.0	1	0.5	0	0.0	0	0.0	20	9.8	23	11.3

VOCATIONAL

SCHOOL	EDUCATION REPLIES	COMMUNITY SERVICES		ART AND DESIGN		TOURISM STUDIES		HEALTH CARE		TOTAL	
		TOT	%	TOT	%	TOT	%	TOT	%	TOT	%
P. Pullicino, Rabat	32	1	3.1	2	6.3	1	3.1		0.0	4	12.5
M'Assunta, Hamrun	40	3	7.5	1	2.5	1	2.5		0.0	5	12.5
M'Goretti, Tarxien	26	2	7.7		0.0		0.0		0.0	2	7.7
L.Preziosi, St Andrew's	11	2	18.2	2	18.2	1	9.1		0.0	5	45.5
Lily of the Valley, Mosta	51	4	7.8	2	3.9	2	3.9		0.0	8	15.7
Agius De Soldanis, Gozo	27		0.0		0.0	3	11.1		0.0	3	11.1
E.Serracino Inglott, Cospicua	17		0.0		0.0		0.0		0.0	0	0.0
TOTAL	204	12	5.9	7	3.4	8	3.9	0	0.0	27	13.2

IV.2.3. STUDENTS' WORK OPTIONS

WORK	P. P. PULLICINO	MARIA ASSUNTA	MARIA GORETTI	LUIGI PREZIOSI	LILY OF THE VALLEY	AGIUS DE SOLDANIS	E. SERRACINO INGLOTT	TOTAL	%
Salesperson/Shop Asst.	14	15	3	4	10		8	54	24.9
Machine Operator	9	7	8	2	2		19	47	21.7
Waitress	8	4	2	6	16			43	19.8
Chambermaid	4	5	2		4	1	2	18	8.3
Hairdresser/Beautician	2	5		3		1	2	13	6.0
Cleaner	2	5	2	2			1	12	5.5
Care Worker	2	1	2				1	6	2.8
Clerk/Secretary	2	1	2					5	2.3
Laundry Assist.	1	4						5	2.3
Cashier		1	2					3	1.4
Fast-Food outlet				3				3	1.4
Kitchen Hand		2						2	0.9
Animal Grooming		1						1	0.5
Storkeeper	1							1	0.5
Unspecified	1		3					4	1.8
TOTAL	46	51	26	20	32	7	35	217	100.0

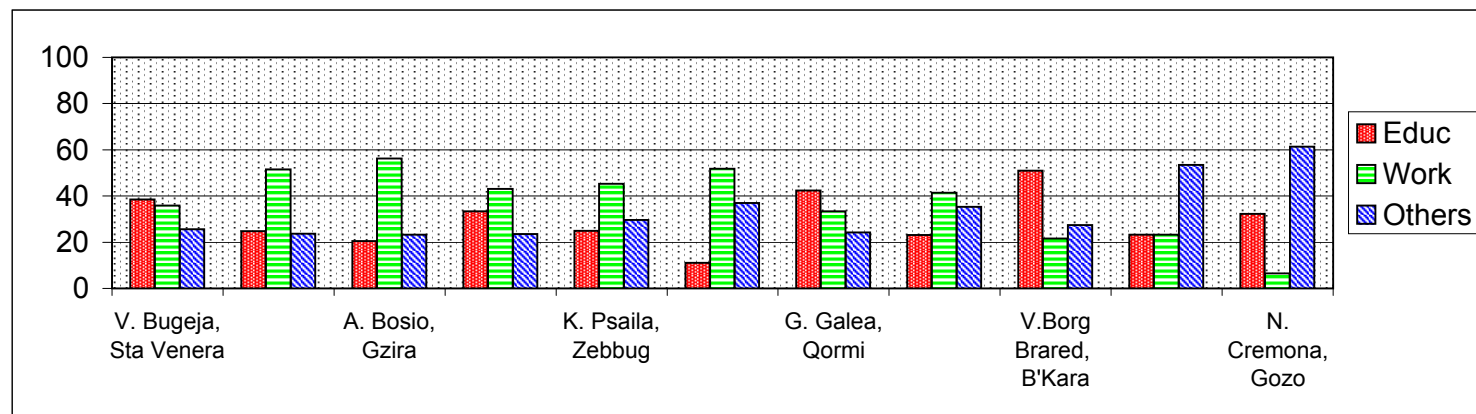
IV.2.4. STUDENTS' "OTHER" OPTIONS

OPTION	P. P. PULLICINO	MARIA ASSUNTA	MARIA GORETTI	LUIGI PREZIOSI	LILY OF THE VALLEY	AGIUS DE SOLDANIS	E. SERRACINO INGLOTT	TOTAL	%
At home	20	42	52	2	31	8	22	177	65.8
Emigrated	1							1	0.4
Registering for work	34	21		20	3	1	7	86	32.0
Others			4			1		5	1.9
TOTAL	55	63	56	22	34	10	29	269	100.0

IV.3. SECONDARY SCHOOLS - MALES

IV.3.1. TOTAL STUDENTS - OPTIONS

SCHOOL	POPULATION	REPLIES		EDUCATION		WORK		OTHERS	
		TOT	%	TOT	%	TOT	%	TOT	%
V. Bugeja, Sta Venera	121	117	96.7	45	38.5	42	35.9	30	25.6
G. D'Amato, Paola	98	97	99.0	24	24.7	50	51.5	23	23.7
A. Bosio, Gzira	74	73	98.6	15	20.5	41	56.2	17	23.3
T. Zammit, Mtarfa	72	72	100.0	24	33.3	31	43.1	17	23.6
K. Psaila, Zebbug	72	64	88.9	16	25.0	29	45.3	19	29.7
L. Gafa, Fortini	38	27	71.1	3	11.1	14	51.9	10	37.0
G. Galea, Qormi	72	66	91.7	28	42.4	22	33.3	16	24.2
F.X. Attard, Marsa	88	82	93.2	19	23.2	34	41.5	29	35.4
V.Borg Brared, B'Kara	102	102	100.0	52	51.0	22	21.6	28	27.5
S.Frangisk, Sta Venera	73	73	100.0	17	23.3	17	23.3	39	53.4
N. Cremona, Gozo	93	93	100.0	30	32.3	6	6.5	57	61.3
TOTAL	903	866	95.9	273	31.5	308	35.6	285	32.9



IV.3.2. STUDENTS' EDUCATIONAL OPTIONS

ACADEMIC

SCHOOL	EDUCATION REPLIES	JUNIOR COLLEGE		BUSINESS & COMMERCE		PRIVATE SIXTH FORM		HIGHER SECONDARY		INFORMATION & COMMUNICATION		M'ANG REFALO		TOTAL	
		TOT	%	TOT	%	TOT	%	TOT	%	TOT	%	TOT	%	TOT	%
V. Bugeja, Sta Venera	45		0.0		0.0		0.0	6	13.3	1	2.2		0.0	7	15.6
G. D'Amato, Paola	24		0.0		0.0		0.0	3	12.5		0.0		0.0	3	12.5
A. Bosio, Gzira	15		0.0		0.0		0.0	4	26.7	1	6.7		0.0	5	33.3
T. Zammit, Mtarfa	24		0.0		0.0	1	4.2	2	8.3	2	8.3		0.0	5	20.8
K. Psaila, Zebbug	16		0.0		0.0		0.0		0.0	5	31.3		0.0	5	31.3
L. Gafa, Fortini	3		0.0		0.0		0.0		0.0	2	66.7		0.0	2	66.7
G. Galea, Qormi	28		0.0		0.0		0.0	3	10.7	7	25.0		0.0	10	35.7
F.X. Attard, Marsa	19		0.0		0.0		0.0	2	10.5	1	5.3		0.0	3	15.8
V.Borg Brared, B'Kara	52	1	1.9	3	5.8	1	1.9	6	11.5	4	7.7		0.0	15	28.8
S.Frangisk, Sta Venera	17		0.0		0.0		0.0	1	5.9		0.0	1	5.9	2	11.8
N. Cremona, Gozo	30		0.0		0.0		0.0		0.0		0.0	6	20.0	6	20.0
TOTAL	273	1	0.4	3	1.1	2	0.7	27	9.9	23	8.4	7	2.6	63	23.1

TECHNICAL

SCHOOL	EDUCATION REPLIES	ELECTRONICS ENGINEERING		MECHANICAL ENGINEERING		AGRI- BUSINESS		MARITIME STUDIES		BUILDING & CONSTRUCTION		MCAST GOZO		TOTAL	
		TOT	%	TOT	%	TOT	%	TOT	%	TOT	%	TOT	%	TOT	%
V. Bugeja, Sta Venera	45	6	13.3	1	2.2	2	4.4		0.0	18	40.0		0.0	27	60.0
G. D'Amato, Paola	24	2	8.3	2	8.3		0.0		0.0	15	62.5		0.0	19	79.2
A. Bosio, Gzira	15	1	6.7	1	6.7	1	6.7		0.0	3	20.0		0.0	6	40.0
T. Zammit, Mtarfa	24	3	12.5	1	4.2	1	4.2		0.0	13	54.2		0.0	18	75.0
K. Psaila, Zebbug	16	2	12.5	4	25.0	1	6.3		0.0	3	18.8		0.0	10	62.5
L. Gafa, Fortini	3	1	33.3		0.0		0.0		0.0		0.0		0.0	1	33.3
G. Galea, Qormi	28	4	14.3	1	3.6		0.0		0.0	10	35.7		0.0	15	53.6
F.X. Attard, Marsa	19	1	5.3	1	5.3		0.0		0.0	10	52.6		0.0	12	63.2
V.Borg Brared, B'Kara	52	3	5.8		0.0		0.0		0.0	30	57.7		0.0	33	63.5
S.Frangisk, Sta Venera	17	2	11.8	2	11.8		0.0		0.0	10	58.8		0.0	14	82.4
N. Cremona, Gozo	30		0.0		0.0		0.0		0.0		0.0	19	63.3	19	63.3
TOTAL	273	25	9.2	13	4.8	5	1.8	0	0.0	112	41.0	19	7.0	174	63.7

VOCATIONAL

SCHOOL	EDUCATION REPLIES	COMMUNITY SERVICES		ART AND DESIGN		TOURISM STUDIES		HEALTH CARE		TOTAL	
		TOT	%	TOT	%	TOT	%	TOT	%	TOT	%
V. Bugeja, Sta Venera	45		0.0	2	4.4	8	17.8	1	2.2	11	24.4
G. D'Amato, Paola	24		0.0	1	4.2	1	4.2		0.0	2	8.3
A. Bosio, Gzira	15		0.0	2	13.3	2	13.3		0.0	4	26.7
T. Zammit, Mtarfa	24		0.0		0.0	1	4.2		0.0	1	4.2
K. Psaila, Zebbug	16		0.0		0.0	1	6.3		0.0	1	6.3
L. Gafa, Fortini	3		0.0		0.0		0.0		0.0	0	0.0
G. Galea, Qormi	28		0.0	2	7.1	1	3.6		0.0	3	10.7
F.X. Attard, Marsa	19		0.0	2	10.5	2	10.5		0.0	4	21.1
V.Borg Brared, B'Kara	52		0.0	1	1.9	3	5.8		0.0	4	7.7
S.Frangisk, Sta Venera	17		0.0	1	5.9		0.0		0.0	1	5.9
N. Cremona, Gozo	30		0.0		0.0	5	16.7		0.0	5	16.7
TOTAL	273	0	0.0	11	4.0	24	8.8	1	0.4	36	13.2

IV.3.3. STUDENTS' WORK OPTIONS

WORK	VINCENZO BUGEJA	GUZE`D'AMATO	ANTONIO BOSIO	SIR TEMI ZAMMIT	DUN KARM PSAILA	LORENZO GAFA	GUZE`GALEA	F. X. ATTARD	V. BORG BRARED	SAN FRANGISK	NINU CREMONA	TOTAL	%
<i>Machine Operator</i>	4	17	2		2	5	7	7		6		50	16.2
<i>Waiter</i>	9	4	13	5	4			2	1	4	2	44	14.3
<i>Salesperson/Shop Asst.</i>	6	6	8	4	9	1	5	1	1			41	13.3
<i>Labourer</i>	4	1		9		5		10	4		2	35	11.4
Mason/Construction	5		8		2		3		2			20	6.5
<i>Cleaner</i>	4	4					1	1	2			12	3.9
<i>Tile Layer/Plasterer</i>	1	1	1	3	1		1	2			2	12	3.9
Confectioner/Caterer			1		2		1	1	2			7	2.3
Fisherman		5	1							1		7	2.3
Sprayer/Panel Beater		1			3			2		1		7	2.3
<i>Farmer</i>			1	4						1		6	1.9
Kitchen Hand	4								2			6	1.9
Shelf Stacker (Supermarket)								3	3			6	1.9
Baker's Assistant	1			1	2		1					5	1.6
Barman		4							1			5	1.6
<i>Carpenter/Joiner</i>	1	1		1						1		4	1.3
Handyman/Maintenance	2	1							1			4	1.3
Asst. Electrician/Plumber		1			1				1			3	1.0
Bus Inspector		3										3	1.0
Delivery Man			1					1	1			3	1.0
Mechanic		1		2								3	1.0
Printer			1			1		1				3	1.0
<i>Storekeeper</i>				1				2				3	1.0
Aluminium Works					1					1		2	0.6
<i>Hairdresser/Beautician</i>	1					1						2	0.6
Street Hawker					2							2	0.6
Airconditioning Technician										1		1	0.3
Boat Maker										1		1	0.3
Butcher									1			1	0.3
Chef								1				1	0.3
<i>Clerk/Secretary</i>						1						1	0.3
Disc Jockey				1								1	0.3
Horse-cab Driver			1									1	0.3
Laundry Attendant							1					1	0.3
Unspecified			3				2					5	1.6
TOTAL	42	50	41	31	29	14	22	34	22	17	6	308	100.0

IV.3.4. STUDENTS' OTHER OPTIONS

OPTION	VINCENZO BUGEJA	GUZE' D'AMATO	ANTONIO BOSIO	SIR TEMI ZAMMIT	DUN KARM PSAILA	LORENZO GAFA	GUZE' GALEA	F. X. ATTARD	V. BORG BRARED	SAN FRANGISK	NINU CREMONA	TOTAL	%
At home	17	16	14	10	9	6	8	22	24	30	57	213	74.7
Emigrated		1		1								2	0.7
Registering for Work	8	6	3	4	10	3	6	7	4	8		59	20.7
Others	5			2		1	2			1		11	3.9
TOTAL	30	23	17	17	19	10	16	29	28	39	57	285	100.0

V. PRIVATE SCHOOLS

V.1.1. TOTAL STUDENTS' OPTIONS

CATEGORY	POPULATION	REPLIES		EDUCATION		WORK		OTHERS	
		TOT	%	TOT	%	TOT	%	TOT	%
FEMALES	681	660	96.9	607	92.0	33	5.0	20	3.0
MALES	874	871	99.7	827	94.9	23	2.6	21	2.4
MIXED	276	263	95.3	237	90.1	9	3.4	17	6.5
TOTAL	1831	1794	98.0	1671	93.1	65	3.6	58	3.2



V.1.2. STUDENTS' EDUCATIONAL OPTIONS

ACADEMIC

CATEGORY	EDUCATION REPLIES	JUNIOR COLLEGE		BUSINESS & COMMERCE		PRIVATE SIXTH FORM		HIGHER SECONDARY		INFORMATION & COMMUNICATION		M'ANG REFALO		TOTAL	
		TOT	%	TOT	%	TOT	%	TOT	%	TOT	%	TOT	%	TOT	%
FEMALES	607	318	52.4	36	5.9	112	18.5	86	14.2	15	2.5	0	0.0	567	93.4
MALES	827	401	48.5	30	3.6	167	20.2	71	8.6	33	4.0	51	6.2	753	91.1
MIXED	237	116	48.9	5	2.1	41	17.3	60	25.3	2	0.8	0	0.0	224	94.5
TOTAL	1671	835	50.0	71	4.2	320	19.2	217	13.0	50	3.0	51	3.1	1544	92.4

TECHNICAL

CATEGORY	EDUCATION REPLIES	ELECTRONICS ENGINEERING		MECHANICAL ENGINEERING		AGRI- BUSINESS		MARITIME STUDIES		BUILDING & CONSTRUCTION		MCAST GOZO		TOTAL	
		TOT	%	TOT	%	TOT	%	TOT	%	TOT	%	TOT	%	TOT	%
FEMALES	607	0	0.0	0	0.0	0	0.0	1	0.2	0	0.0	0	0.0	1	0.2
MALES	827	17	2.1	16	1.9	1	0.1	2	0.2	21	2.5	3	0.4	60	7.3
MIXED	237	0	0.0	4	1.7	0	0.0	0	0.0	0	0.0	0	0.0	4	1.7
TOTAL	1671	17	1.0	20	1.2	1	0.1	3	0.2	21	1.3	3	0.2	65	3.9

VOCATIONAL

CATEGORY	EDUCATION REPLIES	COMMUNITY SERVICES		ART AND DESIGN		TOURISM STUDIES		HEALTH CARE		TOTAL	
		TOT	%	TOT	%	TOT	%	TOT	%	TOT	%
FEMALES	607	20	3.3	11	1.8	7	1.2	1	0.2	39	6.4
MALES	827	1	0.1	3	0.4	10	1.2	0	0.0	14	1.7
MIXED	237	1	0.4	6	2.5	1	0.4	0	0.0	8	3.4
TOTAL	1671	22	1.3	20	1.2	18	1.1	1	0.1	61	3.7

V.1.3. STUDENTS WORK OPTIONS

WORK	FEMALES	MALES	MIXED	TOTAL	%
Salesperson/Shop Asst.	22	8		30	46.2
Waiter/Waitress	4	4	1	9	13.8
Hairdresser/Beautician	6			6	9.2
Clerk/Secretary	1			1	1.5
Computer Technician		1		1	1.5
Labourer		1		1	1.5
Machine Operator		1		1	1.5
Mechanic		1		1	1.5
Unspecified		7	8	15	23.1
TOTAL	33	23	9	65	100

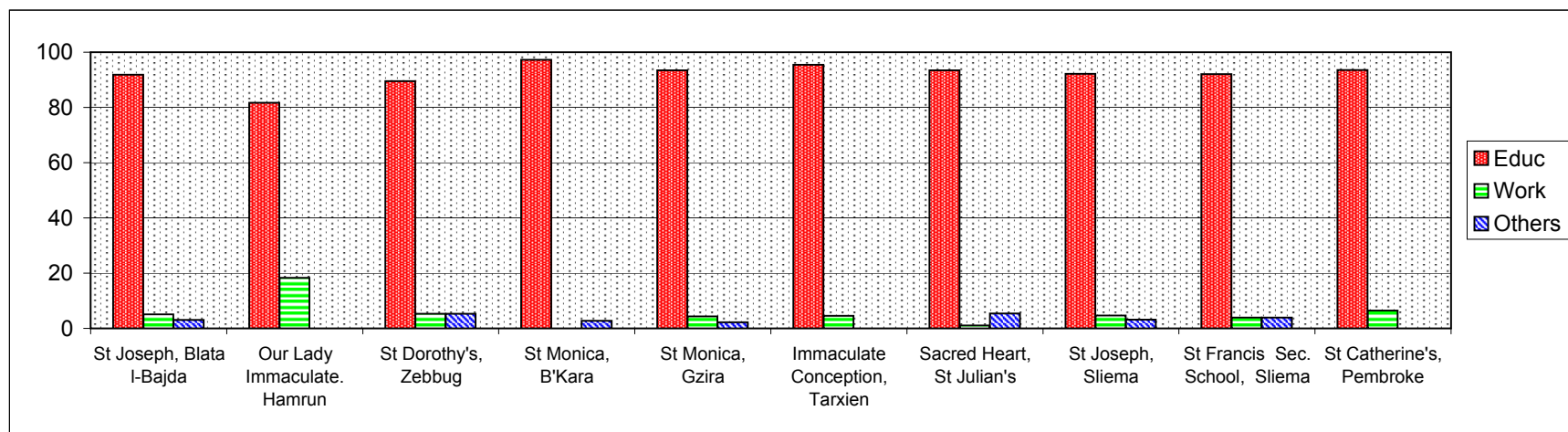
V.1.4. STUDENTS' OTHER OPTIONS

OPTIONS	FEMALES	MALES	MIXED	TOTAL	%
At Home	14	10	5	29	50.0
Emigrated	4	0	10	14	24.1
Registering for work	1	4	2	7	12.1
Others	1	7	0	8	13.8
TOTAL	20	21	17	58	100

V.2. PRIVATE SCHOOLS - FEMALES

V.2.1. TOTAL STUDENTS' OPTIONS

SCHOOL	POPULATION	REPLIES		EDUCATION		WORK		OTHERS	
		TOT	%	TOT	%	TOT	%	TOT	%
St Joseph, Blata I-Bajda	98	98	100.0	90	91.8	5	5.1	3	3.1
Our Lady Immaculate. Hamrun	60	60	100.0	49	81.7	11	18.3	0	0.0
St Dorothy's, Zebbug	92	76	82.6	68	89.5	4	5.3	4	5.3
St Monica, B'Kara	73	73	100.0	71	97.3	0	0.0	2	2.7
St Monica, Gzira	48	46	95.8	43	93.5	2	4.3	1	2.2
Immaculate Conception, Tarxien	44	44	100.0	42	95.5	2	4.5	0	0.0
Sacred Heart, St Julian's	93	92	98.9	86	93.5	1	1.1	5	5.4
St Joseph, Sliema	65	64	98.5	59	92.2	3	4.7	2	3.1
St Francis Sec. School, Sliema	76	76	100.0	70	92.1	3	3.9	3	3.9
St Catherine's, Pembroke	32	31	96.9	29	93.5	2	6.5	0	0.0
TOTAL	681	660	96.9	607	92.0	33	5.0	20	3.0



V.2.2. STUDENTS' EDUCATIONAL OPTIONS

ACADEMIC

SCHOOL	EDUCATION REPLIES	JUNIOR COLLEGE		BUSINESS & COMMERCE		PRIVATE SIXTH FORM		HIGHER SECONDARY		INFORMATION & COMMUNICATION		M'ANG REFALO		TOTAL	
		TOT	%	TOT	%	TOT	%	TOT	%	TOT	%	TOT	%	TOT	%
St Joseph, Blata l-Bajda	90	47	52.2	5	5.6	27	30.0	10	11.1		0.0		0.0	89	98.9
Our Lady Immaculate. Hamrun	49	21	42.9	5	10.2	4	8.2	9	18.4	4	8.2		0.0	43	87.8
St Dorothy's, Zebbug	68	36	52.9		0.0	16	23.5	13	19.1		0.0		0.0	65	95.6
St Monica, B'Kara	71	39	54.9	6	8.5	16	22.5	6	8.5	1	1.4		0.0	68	95.8
St Monica, Gzira	43	23	53.5	1	2.3	9	20.9	7	16.3	1	2.3		0.0	41	95.3
Immaculate Conception, Tarxien	42	24	57.1	7	16.7	6	14.3	3	7.1		0.0		0.0	40	95.2
Sacred Heart, St Julian's	86	48	55.8	3	3.5	16	18.6	12	14.0	1	1.2		0.0	80	93.0
St Joseph, Sliema	59	27	45.8		0.0	11	18.6	13	22.0		0.0		0.0	51	86.4
St Francis Sec. School, Sliema	70	30	42.9	9	12.9	5	7.1	11	15.7	8	11.4		0.0	63	90.0
St Catherine's, Pembroke	29	23	79.3		0.0	2	6.9	2	6.9		0.0		0.0	27	93.1
TOTAL	607	318	52.4	36	5.9	112	18.5	86	14.2	15	2.5	0	0.0	567	93.4

TECHNICAL

SCHOOL	EDUCATION REPLIES	ELECTRONICS ENGINEERING		MECHANICAL ENGINEERING		AGRI- BUSINESS		MARITIME STUDIES		BUILDING & CONSTRUCTION		MCAST GOZO		TOTAL	
		TOT	%	TOT	%	TOT	%	TOT	%	TOT	%	TOT	%	TOT	%
St Joseph, Blata l-Bajda	90		0.0		0.0		0.0		0.0		0.0		0.0	0	0.0
Our Lady Immaculate. Hamrun	49		0.0		0.0		0.0		0.0		0.0		0.0	0	0.0
St Dorothy's, Zebbug	68		0.0		0.0		0.0		0.0		0.0		0.0	0	0.0
St Monica, B'Kara	71		0.0		0.0		0.0		0.0		0.0		0.0	0	0.0
St Monica, Gzira	43		0.0		0.0		0.0		0.0		0.0		0.0	0	0.0
Immaculate Conception, Tarxien	42		0.0		0.0		0.0		0.0		0.0		0.0	0	0.0
Sacred Heart, St Julian's	86		0.0		0.0		0.0		0.0		0.0		0.0	0	0.0
St Joseph, Sliema	59		0.0		0.0		0.0		0.0		0.0		0.0	0	0.0
St Francis Sec. School, Sliema	70		0.0		0.0		0.0	1	1.4		0.0		0.0	1	1.4
St Catherine's, Pembroke	29		0.0		0.0		0.0		0.0		0.0		0.0	0	0.0
TOTAL	607	0	0.0	0	0.0	0	0.0	1	0.2	0	0.0	0	0.0	1	0.2

VOCATIONAL

SCHOOL	EDUCATION REPLIES	COMMUNITY SERVICES		ART AND DESIGN		TOURISM STUDIES		HEALTH CARE		TOTAL	
		TOT	%	TOT	%	TOT	%	TOT	%	TOT	%
St Joseph, Blata I-Bajda	90		0.0		0.0		0.0	1	1.1	1	1.1
Our Lady Immaculate. Hamrun	49	5	10.2		0.0	1	2.0		0.0	6	12.2
St Dorothy's, Zebbug	68	2	2.9		0.0	1	1.5		0.0	3	4.4
St Monica, B'Kara	71	1	1.4	2	2.8		0.0		0.0	3	4.2
St Monica, Gzira	43	1	2.3	1	2.3		0.0		0.0	2	4.7
Immaculate Conception, Tarxien	42	2	4.8		0.0		0.0		0.0	2	4.8
Sacred Heart, St Julian's	86	2	2.3	3	3.5	1	1.2		0.0	6	7.0
St Joseph, Sliema	59		0.0	4	6.8	4	6.8		0.0	8	13.6
St Francis Sec. School, Sliema	70	5	7.1	1	1.4		0.0		0.0	6	8.6
St Catherine's, Pembroke	29	2	6.9		0.0		0.0		0.0	2	6.9
TOTAL	607	20	3.3	11	1.8	7	1.2	1	0.2	39	6.4

V.2.3. STUDENTS' WORK OPTIONS

WORK	ST JOSEPH, B'BAJDA	OUR LADY IMMACULATE	ST DOROTHY'S	ST MONICA, B'KARA	ST MONICA, GZIRA	IMMACULATE CONCEPTION	SACRED HEART	ST JOSEPH, SLIEMA	ST FRANCIS, SLIEMA	ST CATHERINE'S	TOTAL	%
<i>Salesperson/Shop Asst.</i>	5	6	3			2		1	3	2	22	66.7
<i>Hairdresser/Beautician</i>		2	1		2		1				6	18.2
<i>Waitress</i>		2						2			4	12.1
<i>Clerk/Secretary</i>		1									1	3.0
<i>Unspecified</i>											0	0.0
TOTAL	5	11	4	0	2	2	1	3	3	2	33	100

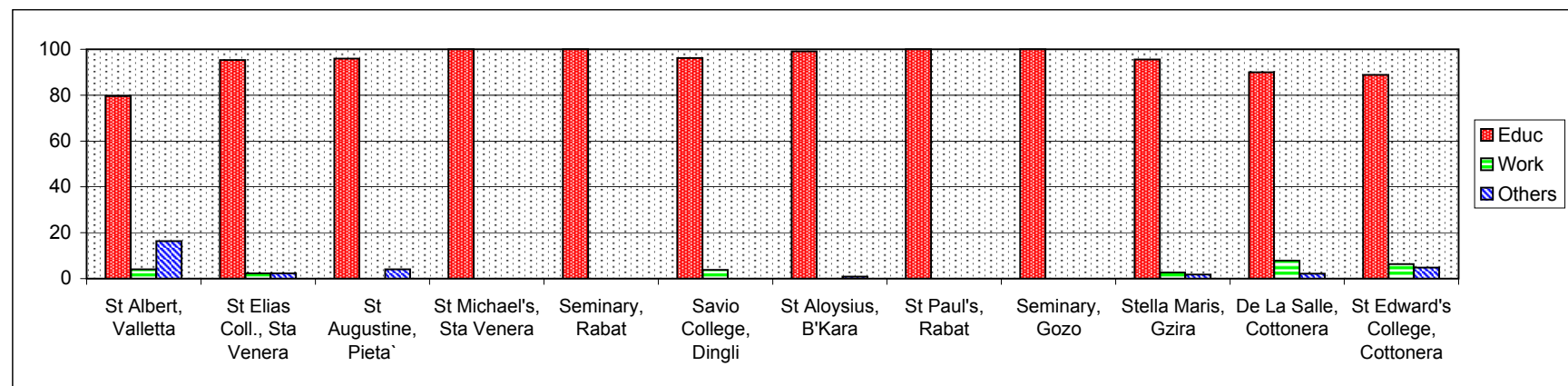
V.2.4. STUDENTS' OTHER OPTIONS

OPTION	ST JOSEPH, B'BAJDA	OUR LADY IMMACULATE	ST DOROTHY'S	ST MONICA, B'KARA	ST MONICA, GZIRA	IMMACULATE CONCEPTION	SACRED HEART	ST JOSEPH, SLIEMA	ST FRANCIS, SLIEMA	ST CATHERINE'S	TOTAL	%
At home	2		2	2	1		3	1	3		14	70.0
Emigrated			2				2				4	20.0
Registering for work								1			1	5.0
Others	1										1	5.0
TOTAL	3	0	4	2	1	0	5	2	3	0	20	100

V.3. PRIVATE SCHOOLS - MALES

V.3.1. TOTAL STUDENTS' OPTIONS

SCHOOL	POPULATION	REPLIES		EDUCATION		WORK		OTHERS	
		TOT	%	TOT	%	TOT	%	TOT	%
St Albert, Valletta	49	49	100.0	39	79.6	2	4.1	8	16.3
St Elias College, Sta Venera	43	43	100.0	41	95.3	1	2.3	1	2.3
St Augustine, Pieta`	77	74	96.1	71	95.9	0	0.0	3	4.1
St Michael's, Qormi	61	61	100.0	61	100.0	0	0.0	0	0.0
Seminary, Tal-Virtu`	52	52	100.0	52	100.0	0	0.0	0	0.0
Savio College, Dingli	52	52	100.0	50	96.2	2	3.8	0	0.0
St Aloysius, B'Kara	117	117	100.0	116	99.1	0	0.0	1	0.9
St Paul's, Rabat	52	52	100.0	52	100.0	0	0.0	0	0.0
Seminary, Gozo	54	54	100.0	54	100.0	0	0.0	0	0.0
Stella Maris, Gzira	114	114	100.0	109	95.6	3	2.6	2	1.8
De La Salle, Cottonera	140	140	100.0	126	90.0	11	7.9	3	2.1
St Edward's College, Cottonera	63	63	100.0	56	88.9	4	6.3	3	4.8
TOTAL	874	871	99.7	827	94.9	23	2.6	21	2.4



V.3.2. STUDENTS' EDUCATIONAL OPTIONS

ACADEMIC

SCHOOL	EDUCATION REPLIES	JUNIOR COLLEGE		BUSINESS & COMMERCE		PRIVATE SIXTH FORM		HIGHER SECONDARY		INFORMATION & COMMUNICATION		M'ANG REFALO		TOTAL	
		TOT	%	TOT	%	TOT	%	TOT	%	TOT	%	TOT	%	TOT	%
St Albert, Valletta	39	18	46.2		0.0		0.0	9	23.1	2	5.1		0.0	29	74.4
St Elias College, Sta Venera	41	24	58.5	2	4.9		0.0	4	9.8	2	4.9		0.0	32	78.0
St Augustine, Pieta`	71	44	62.0	4	5.6	2	2.8	4	5.6	7	9.9		0.0	61	85.9
St Michael's, Qormi	61	47	77.0	2	3.3	3	4.9	3	4.9	2	3.3		0.0	57	93.4
Seminary, Tal-Virtu`	52	31	59.6	7	13.5	3	5.8	1	1.9	6	11.5		0.0	48	92.3
Savio College, Dingli	50	39	78.0		0.0	10	20.0		0.0	1	2.0		0.0	50	100.0
St Aloysius, B'Kara	116	37	31.9		0.0	78	67.2		0.0		0.0		0.0	115	99.1
St Paul's, Rabat	52	40	76.9		0.0	8	15.4		0.0	4	7.7		0.0	52	100.0
Seminary, Gozo	54		0.0		0.0		0.0		0.0		0.0	51	94.4	51	94.4
Stella Maris, Gzira	109	43	39.4	5	4.6	14	12.8	21	19.3	4	3.7		0.0	87	79.8
De La Salle, Cottonera	126	60	47.6	4	3.2	29	23.0	18	14.3	4	3.2		0.0	115	91.3
St Edward's College, Cottonera	56	18	32.1	6	10.7	20	35.7	11	19.6	1	1.8		0.0	56	100.0
TOTAL	827	401	48.5	30	3.6	167	20.2	71	8.6	33	4.0	51	6.2	753	91.1

TECHNICAL

SCHOOL	EDUCATION REPLIES	ELECTRONICS ENGINEERING		MECHANICAL ENGINEERING		AGRI- BUSINESS		MARITIME STUDIES		BUILDING & CONSTRUCTION		MCAST GOZO		TOTAL	
		TOT	%	TOT	%	TOT	%	TOT	%	TOT	%	TOT	%	TOT	%
St Albert, Valletta	39		0.0	1	2.6		0.0		0.0	8	20.5		0.0	9	23.1
St Elias College, Sta Venera	41	2	4.9	1	2.4		0.0	1	2.4	2	4.9		0.0	6	14.6
St Augustine, Pieta`	71	4	5.6	2	2.8	1	1.4		0.0	1	1.4		0.0	8	11.3
St Michael's, Qormi	61	2	3.3	1	1.6		0.0		0.0	1	1.6		0.0	4	6.6
Seminary, Tal-Virtu`	52	2	3.8	1	1.9		0.0		0.0	1	1.9		0.0	4	7.7
Savio College, Dingli	50		0.0		0.0		0.0		0.0		0.0		0.0	0	0.0
St Aloysius, B'Kara	116		0.0		0.0		0.0		0.0		0.0		0.0	0	0.0
St Paul's, Rabat	52		0.0		0.0		0.0		0.0		0.0		0.0	0	0.0
Seminary, Gozo	54		0.0		0.0		0.0		0.0		0.0	3	5.6	3	5.6
Stella Maris, Gzira	109	6	5.5	7	6.4		0.0	1	0.9	6	5.5		0.0	20	18.3
De La Salle, Cottonera	126	1	0.8	3	2.4		0.0		0.0	2	1.6		0.0	6	4.8
St Edward's College, Cottonera	56		0.0		0.0		0.0		0.0		0.0		0.0	0	0.0
TOTAL	827	17	2.1	16	1.9	1	0.1	2	0.2	21	2.5	3	0.4	60	7.3

VOCATIONAL

SCHOOL	EDUCATION REPLIES	COMMUNITY SERVICES		ART AND DESIGN		TOURISM STUDIES		HEALTH CARE		TOTAL	
		TOT	%	TOT	%	TOT	%	TOT	%	TOT	%
St Albert, Valletta	39		0.0		0.0	1	2.6		0.0	1	2.6
St Elias College, Sta Venera	41		0.0		0.0	3	7.3		0.0	3	7.3
St Augustine, Pieta`	71		0.0		0.0	2	2.8		0.0	2	2.8
St Michael's, Qormi	61		0.0		0.0		0.0		0.0	0	0.0
Seminary, Tal-Virtu`	52		0.0		0.0		0.0		0.0	0	0.0
Savio College, Dingli	50		0.0		0.0		0.0		0.0	0	0.0
St Aloysius, B'Kara	116	1	0.9		0.0		0.0		0.0	1	0.9
St Paul's, Rabat	52		0.0		0.0		0.0		0.0	0	0.0
Seminary, Gozo	54		0.0		0.0		0.0		0.0	0	0.0
Stella Maris, Gzira	109		0.0	1	0.9	1	0.9		0.0	2	1.8
De La Salle, Cottonera	126		0.0	2	1.6	3	2.4		0.0	5	4.0
St Edward's College, Cottonera	56		0.0		0.0		0.0		0.0	0	0.0
TOTAL	827	1	0.1	3	0.4	10	1.2	0	0.0	14	1.7

V.3.3. STUDENTS WORK OPTIONS

WORK	ST ALBERT'S	ST ELIAS'	ST AUGUSTINE'S	ST MICHAEL'S	SEMINARY, TAL-VIRTU'	SAVIO COLLEGE	ST ALOYSIUS'	ST PAUL'S	SEMINARY, GOZO	STELLA MARIS	DE LA SALLE	ST EDWARD'S	TOTAL	%
<i>Salesperson/Shop Asst.</i>											8		8	34.8
<i>Waiter</i>	1									3			4	17.4
Computer Technician	1												1	4.3
<i>Labourer</i>											1		1	4.3
<i>Machine Operator</i>						1							1	4.3
Mechanic						1							1	4.3
Unspecified		1									2	4	7	30.4
TOTAL	2	1	0	0	0	2	0	0	0	3	11	4	23	100

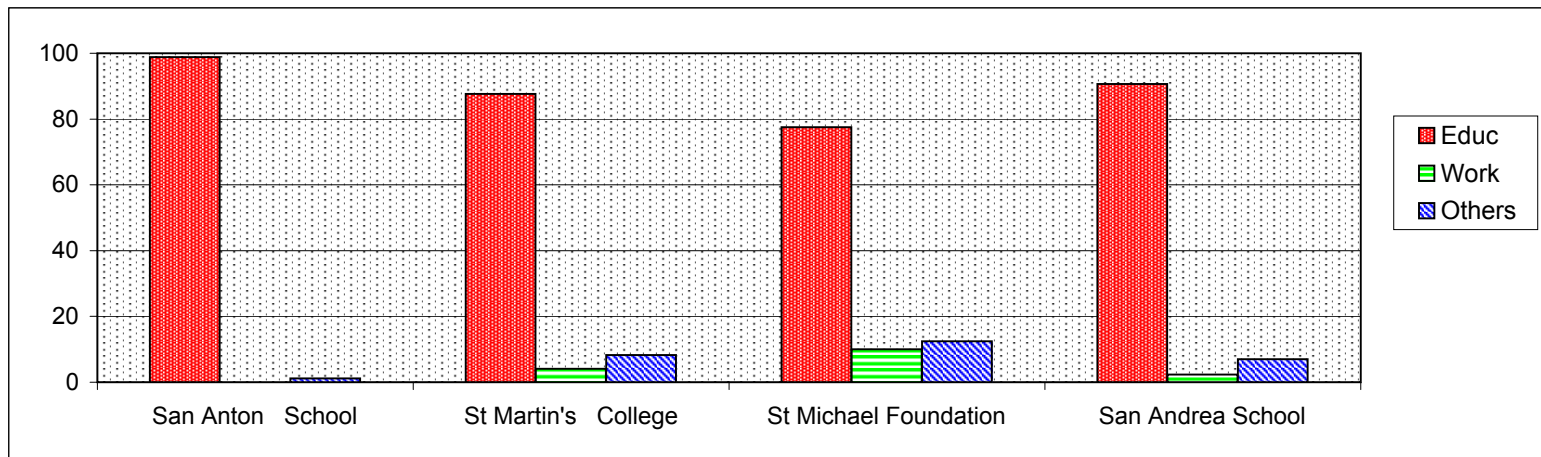
V.3.4. STUDENTS' OTHER OPTIONS

OPTIONS	ST ALBERT'S	ST ELIAS'	ST AUGUSTINE'S	ST MICHAEL'S	SEMINARY, TAL-VIRTU'	SAVIO COLLEGE	ST ALOYSIUS'	ST PAUL'S	SEMINARY, GOZO	STELLA MARIS	DE LA SALLE	ST EDWARD'S	TOTAL	%
At home		1	3							2	3	1	10	47.6
Emigrated													0	0.0
Registering for work	4						1						4	19.0
Others	4											2	7	33.3
TOTAL	8	1	3	0	0	0	1	0	0	2	3	3	21	100

V.4. PRIVATE SCHOOLS - MIXED

V.4.1. TOTAL STUDENTS' OPTIONS

SCHOOL	POPULATION	REPLIES		EDUCATION		WORK		OTHERS	
		TOT	%	TOT	%	TOT	%	TOT	%
San Anton School	96	83	86.5	82	98.8	0	0.0	1	1.2
St Martin's College	97	97	100.0	85	87.6	4	4.1	8	8.2
St Michael Foundation	40	40	100.0	31	77.5	4	10.0	5	12.5
San Andrea School	43	43	100.0	39	90.7	1	2.3	3	7.0
TOTAL	276	263	95.3	237	90.1	9	3.4	17	6.5



V.4.2. STUDENTS' EDUCATIONAL OPTIONS

ACADEMIC

SCHOOL	EDUCATION REPLIES	JUNIOR COLLEGE		BUSINESS & COMMERCE		PRIVATE SIXTH FORM		HIGHER SECONDARY		INFORMATION & COMMUNICATION		M'ANG REFALO		TOTAL	
		TOT	%	TOT	%	TOT	%	TOT	%	TOT	%	TOT	%	TOT	%
San Anton School	82	46	56.1		0.0	18	22.0	17	20.7		0.0		0.0	81	98.8
St Martin's College	85	31	36.5	5	5.9	11	12.9	27	31.8	1	1.2		0.0	75	88.2
St Michael Foundation	31	18	58.1		0.0	5	16.1	7	22.6	1	3.2		0.0	31	100.0
San Andrea School	39	21	53.8	1	2.6	7	17.9	9	23.1		0.0		0.0	38	97.4
TOTAL	237	116	48.9	5	2.1	41	17.3	60	25.3	2	0.8	0	0.0	224	94.5

TECHNICAL

SCHOOL	EDUCATION REPLIES	ELECTRONICS ENGINEERING		MECHANICAL ENGINEERING		AGRI- BUSINESS		MARITIME STUDIES		BUILDING & CONSTRUCTION		MCAST GOZO		TOTAL	
		TOT	%	TOT	%	TOT	%	TOT	%	TOT	%	TOT	%	TOT	%
San Anton School	82		0.0		0.0		0.0		0.0		0.0		0.0	0	0.0
St Martin's College	85		0.0	4	4.7		0.0		0.0		0.0		0.0	4	4.7
St Michael Foundation	31		0.0		0.0		0.0		0.0		0.0		0.0	0	0.0
San Andrea School	39		0.0		0.0		0.0		0.0		0.0		0.0	0	0.0
TOTAL	237	0	0.0	4	1.7	0	0.0	0	0.0	0	0.0	0	0.0	4	1.7

VOCATIONAL

SCHOOL	EDUCATION REPLIES	COMMUNITY SERVICES		ART AND DESIGN		TOURISM STUDIES		HEALTH CARE		TOTAL	
		TOT	%	TOT	%	TOT	%	TOT	%	TOT	%
San Anton School	82		0.0	1	1.2		0.0		0.0	1	1.2
St Martin's College	85	1	1.2	4	4.7	1	1.2		0.0	6	7.1
St Michael Foundation	31		0.0		0.0		0.0		0.0	0	0.0
San Andrea School	39		0.0	1	2.6		0.0		0.0	1	2.6
TOTAL	237	1	0.4	6	2.5	1	0.4	0	0.0	8	3.4

V.4.3. STUDENTS' "WORK" OPTIONS

WORK	SAN ANTON	ST MARTIN'S	ST MICHAEL	SAN ANDREA	TOTAL	%
<i>Waiter/Waitress</i>		1			1	11.1
Unspecified		3	4	1	8	88.9
TOTAL	0	4	4	1	9	100

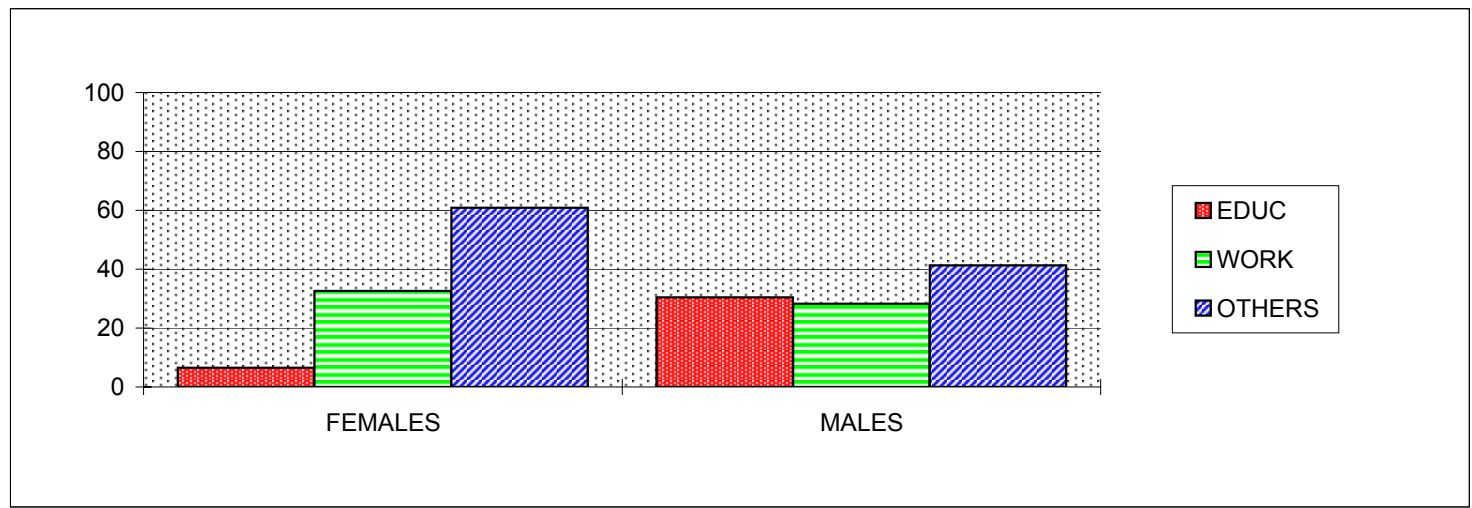
V.4.4. STUDENTS' "OTHER" OPTIONS

OPTION	SAN ANTON	ST MARTIN'S	ST MICHAEL	SAN ANDREA	TOTAL	%
At Home		3		2	5	29.4
Emigrated	1	4	5		10	58.8
Other		1		1	2	11.8
TOTAL	1	8	5	3	17	100

VI. OTHER SECONDARY SCHOOLS

VI.1.1. TOTAL STUDENTS' OPTIONS

CATEGORY	POPULATION	REPLIES		EDUCATION		WORK		OTHERS	
		TOT	%	TOT	%	TOT	%	TOT	%
FEMALES	46	46	100.0	3	6.5	15	32.6	28	60.9
MALES	92	92	100.0	28	30.4	26	28.3	38	41.3
TOTAL	138	138	100.0	31	22.5	41	29.7	66	47.8



VI.1.2. STUDENTS' EDUCATIONAL OPTIONS

ACADEMIC

CATEGORY	EDUCATION REPLIES	JUNIOR COLLEGE		BUSINESS & COMMERCE		PRIVATE SIXTH FORM		HIGHER SECONDARY		INFORMATION & COMMUNICATION		M'ANG REFALO		TOTAL	
		TOT	%	TOT	%	TOT	%	TOT	%	TOT	%	TOT	%	TOT	%
FEMALES	3	0	0.0	0	0.0	0	0.0	0	0.0	0	0.0	0	0.0	0	0.0
MALES	28	0	0.0	0	0.0	0	0.0	0	0.0	0	0.0	0	0.0	0	0.0
TOTAL	31	0	0.0	0	0.0	0	0.0	0	0.0	0	0.0	0	0.0	0	0.0

TECHNICAL

CATEGORY	EDUCATION REPLIES	ELECTRONICS ENGINEERING		MECHANICAL ENGINEERING		AGRI- BUSINESS		MARITIME STUDIES		BUILDING & CONSTRUCTION		MCAST GOZO		TOTAL	
		TOT	%	TOT	%	TOT	%	TOT	%	TOT	%	TOT	%	TOT	%
FEMALES	3	0	0.0	0	0.0	0	0.0	0	0.0	2	66.7	0	0.0	2	66.7
MALES	28	0	0.0	0	0.0	0	0.0	0	0.0	28	100.0	0	0.0	28	100.0
TOTAL	31	0	0.0	0	0.0	0	0.0	0	0.0	30	96.8	0	0.0	30	96.8

VOCATIONAL

CATEGORY	EDUCATION REPLIES	COMMUNITY SERVICES		ART AND DESIGN		TOURISM STUDIES		HEALTH CARE		TOTAL	
		TOT	%	TOT	%	TOT	%	TOT	%	TOT	%
FEMALES	3	0	0.0	0	0.0	1	33.3	0	0.0	1	33.3
MALES	28	0	0.0	0	0.0	0	0.0	0	0.0	0	0.0
TOTAL	31	0	0.0	0	0.0	1	3.2	0	0.0	1	3.2

VI.1.3. STUDENTS' WORK OPTIONS

WORK	FEMALES	MALES	TOTAL	%
<i>Labourer</i>		10	10	24.4
<i>Chambermaid</i>	7		7	17.1
<i>Cleaner</i>	4	3	7	17.1
<i>Machine Operator</i>		4	4	9.8
<i>Salesperson/Shop Asst.</i>	2	1	3	7.3
<i>Tile Layer/Plasterer</i>		3	3	7.3
<i>Waitress/Waiter</i>	2		2	4.9
<i>Baker</i>		1	1	2.4
<i>Bus Despatcher</i>		1	1	2.4
<i>Carpenter/Joiner</i>		1	1	2.4
<i>Parker</i>		1	1	2.4
<i>Restorer (Building)</i>		1	1	2.4
Unspecified			0	0.0
TOTAL	15	26	41	100

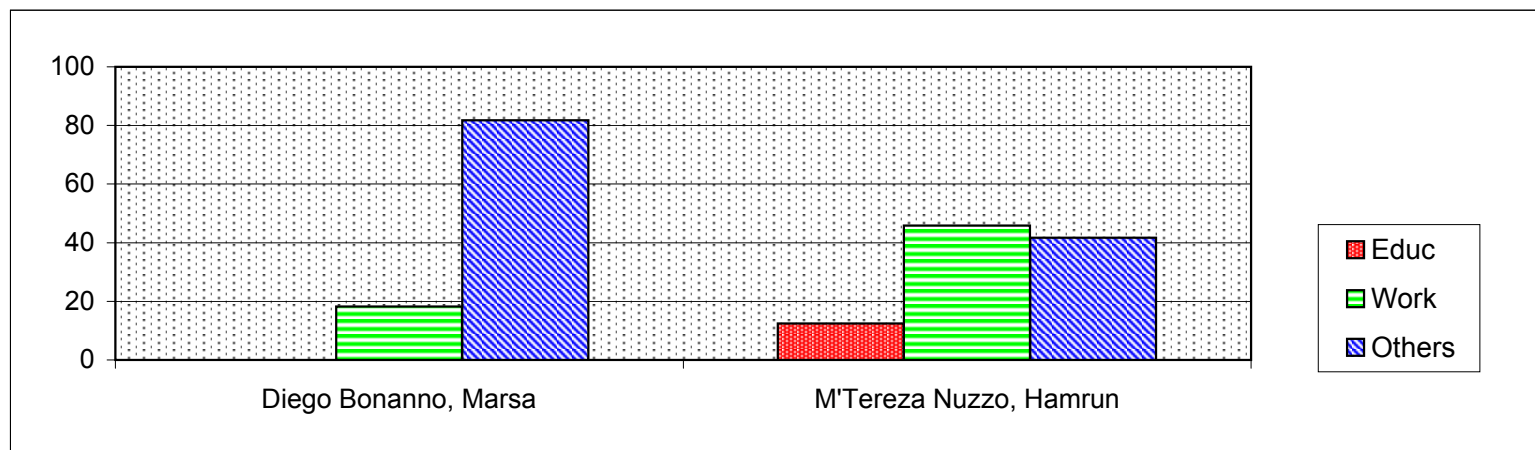
VI.1.4. STUDENTS' OTHER OPTIONS

OPTION	FEMALES	MALES	TOTAL	%
At home	12	20	32	51.6
Emigrated	0	0	0	0.0
Registering for work	3	12	15	24.2
Others	13	2	15	24.2
TOTAL	28	34	62	100

VI.2. OTHER SECONDARY SCHOOLS - FEMALES

VI.2.1. TOTAL STUDENTS - OPTIONS

SCHOOL	POPULATION	REPLIES		EDUCATION		WORK		OTHERS	
		TOT	%	TOT	%	TOT	%	TOT	%
Fra Diego Bonanno, Marsa	22	22	100.0	0	0.0	4	18.2	18	81.8
M'Tereza Nuzzo, Hamrun	24	24	100.0	3	12.5	11	45.8	10	41.7
TOTAL	46	46	100.0	3	6.5	15	32.6	28	60.9



VI.2.2. STUDENTS' EDUCATIONAL OPTIONS

ACADEMIC

SCHOOL	EDUCATION REPLIES	JUNIOR COLLEGE		BUSINESS & COMMERCE		PRIVATE SIXTH FORM		HIGHER SECONDARY		INFORMATION & COMMUNICATION		M'ANG REFALO		TOTAL	
		TOT	%	TOT	%	TOT	%	TOT	%	TOT	%	TOT	%	TOT	%
Fra Diego Bonanno, Marsa	0		0.0		0.0		0.0		0.0		0.0		0.0	0	0.0
M'Tereza Nuzzo, Hamrun	3		0.0		0.0		0.0		0.0		0.0		0.0	0	0.0
TOTAL	3	0	0.0	0	0.0	0	0.0	0	0.0	0	0.0	0	0.0	0	0.0

TECHNICAL

SCHOOL	EDUCATION REPLIES	ELECTRONICS ENGINEERING		MECHANICAL ENGINEERING		AGRI- BUSINESS		MARITIME STUDIES		BUILDING & CONSTRUCTION		MCAST GOZO		TOTAL	
		TOT	%	TOT	%	TOT	%	TOT	%	TOT	%	TOT	%	TOT	%
Fra Diego Bonanno, Marsa	0		0.0		0.0		0.0		0.0		0.0		0.0	0	0.0
M'Tereza Nuzzo, Hamrun	3		0.0		0.0		0.0		0.0	2	66.7		0.0	2	66.7
TOTAL	3	0	0.0	0	0.0	0	0.0	0	0.0	2	66.7	0	0.0	2	66.7

VOCATIONAL

SCHOOL	EDUCATION REPLIES	COMMUNITY SERVICES		ART AND DESIGN		TOURISM STUDIES		HEALTH CARE		TOTAL	
		TOT	%	TOT	%	TOT	%	TOT	%	TOT	%
Fra Diego Bonanno, Marsa	0		0.0		0.0		0.0		0.0	0	0.0
M'Tereza Nuzzo, Hamrun	3		0.0		0.0	1	33.3		0.0	1	33.3
TOTAL	3	0	0.0	0	0.0	1	33.3	0	0.0	1	33.3

VI.2.3. STUDENTS' WORK OPTIONS

WORK	DIEGO BONANNO	M'TEREZA NUZZO	TOTAL	%
<i>Chambermaid</i>	1	6	7	46.7
<i>Cleaner</i>	2	2	4	26.7
<i>Salesperson/Shop Asst.</i>	1	1	2	13.3
<i>Waitress</i>		2	2	13.3
Unspecified			0	0.0
TOTAL	4	11	15	100

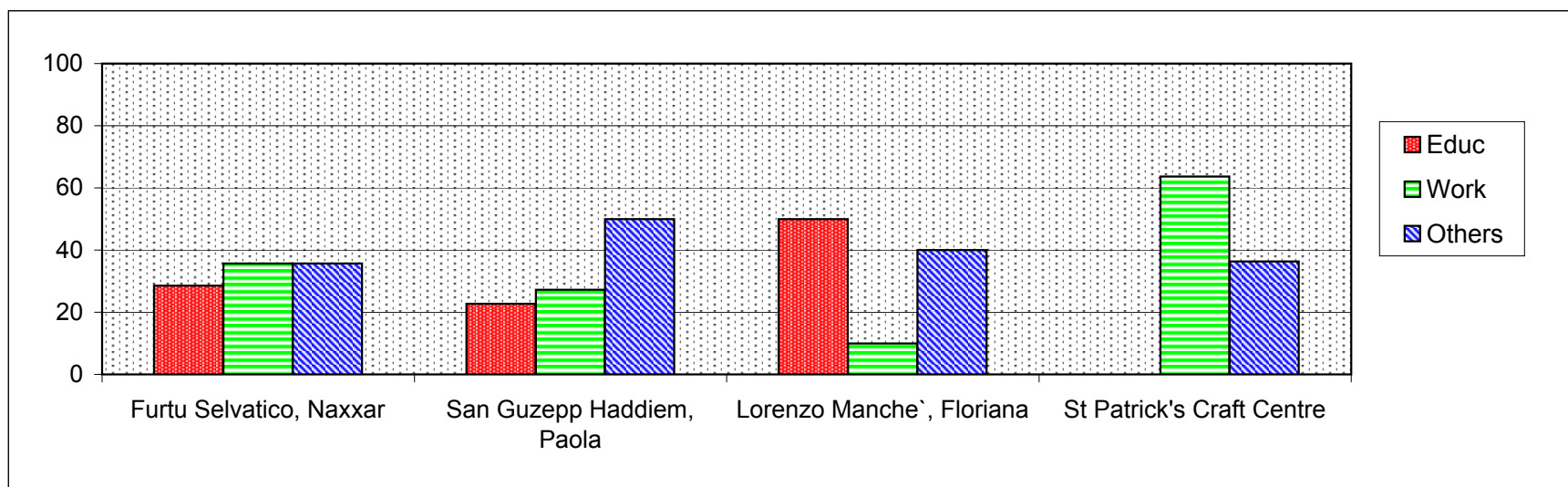
VI.2.4. STUDENTS' OTHER OPTIONS

OPTION	DIEGO BONANNO	M'TEREZA NUZZO	TOTAL	%
At home	9	3	12	42.9
Emigrated			0	0.0
Registering for work	2	1	3	10.7
Others	7	6	13	46.4
TOTAL	18	10	28	100

VI.3. OTHER SECONDARY SCHOOLS - MALES

VII.3.1. TOTAL STUDENTS - OPTIONS

SCHOOL	POPULATION	REPLIES		EDUCATION		WORK		OTHERS	
		TOT	%	TOT	%	TOT	%	TOT	%
Furtu Selvatico, Naxxar	28	28	100.0	8	28.6	10	35.7	10	35.7
San Guzepp Haddiem, Marsa	22	22	100.0	5	22.7	6	27.3	11	50.0
Lorenzo Manche`, Floriana	20	20	100.0	10	50.0	2	10.0	8	40.0
Gerolamo Cassar, Floriana	11	11	100.0	5	45.5	1	9.1	5	45.5
St Patrick's Craft Centre	11	11	100.0	0	0.0	7	63.6	4	36.4
TOTAL	92	92	100.0	28	30.4	26	28.3	38	41.3



VI.3.2. STUDENTS' EDUCATIONAL OPTIONS

ACADEMIC

SCHOOL	EDUCATION REPLIES	JUNIOR COLLEGE		BUSINESS & COMMERCE		PRIVATE SIXTH FORM		HIGHER SECONDARY		INFORMATION & COMMUNICATION		M'ANG REFALO		TOTAL	
		TOT	%	TOT	%	TOT	%	TOT	%	TOT	%	TOT	%	TOT	%
Furtu Selvatico, Naxxar	8		0.0		0.0		0.0		0.0		0.0		0.0	0	0.0
San Guzepp Haddiem, Marsa	5		0.0		0.0		0.0		0.0		0.0		0.0	0	0.0
Lorenzo Manche`, Floriana	10		0.0		0.0		0.0		0.0		0.0		0.0	0	0.0
Gerolamo Cassar, Floriana	5		0.0		0.0		0.0		0.0		0.0		0.0	0	0.0
St Patrick's Craft Centre	0		0.0		0.0		0.0		0.0		0.0		0.0	0	0.0
TOTAL	28	0	0.0	0	0.0	0	0.0	0	0.0	0	0.0	0	0.0	0	0.0

TECHNICAL

SCHOOL	EDUCATION REPLIES	ELECTRONICS ENGINEERING		MECHANICAL ENGINEERING		AGRI- BUSINESS		MARITIME STUDIES		BUILDING & CONSTRUCTION		MCAST GOZO		TOTAL	
		TOT	%	TOT	%	TOT	%	TOT	%	TOT	%	TOT	%	TOT	%
Furtu Selvatico, Naxxar	8		0.0		0.0		0.0		0.0	8	100.0		0.0	8	100.0
San Guzepp Haddiem, Marsa	5		0.0		0.0		0.0		0.0	5	100.0		0	5	100.0
Lorenzo Manche`, Floriana	10		0.0		0.0		0.0		0.0	10	100.0		0	10	100.0
Gerolamo Cassar, Floriana	5		0.0		0.0		0.0		0.0	5	100.0		0	5	100.0
St Patrick's Craft Centre	0		0.0		0.0		0.0		0.0		0.0		0.0	0	0.0
TOTAL	28	0	0.0	0	0.0	0	0.0	0	0.0	28	100.0	0	0.0	28	100.0

VOCATIONAL

SCHOOL	EDUCATION REPLIES	COMMUNITY SERVICES		ART AND DESIGN		TOURISM STUDIES		HEALTH CARE		TOTAL	
		TOT	%	TOT	%	TOT	%	TOT	%	TOT	%
Furtu Selvatico, Naxxar	8		0.0		0.0		0.0		0.0	0	0.0
San Guzepp Haddiem, Marsa	5		0.0		0.0		0.0		0.0	0	0.0
Lorenzo Manche`, Floriana	10		0.0		0.0		0.0		0.0	0	0.0
Gerolamo Cassar, Floriana	5		0.0		0.0		0.0		0.0	0	0.0
St Patrick's Craft Centre	0		0.0		0.0		0.0		0.0	0	0.0
TOTAL	28	0	0.0	0	0.0	0	0.0	0	0.0	0	0.0

VI.3.3. STUDENTS' WORK OPTIONS

WORK	FURTU SELVATICO	S. GUZEPP HADDIEM	LORENZO MANCHE'	GEROLAMO CASSAR	ST PATRICK'S	TOTAL	%
<i>Labourer</i>	5	1			4	10	38.5
<i>Machine Operator</i>		4				4	15.4
<i>Cleaner</i>	2		1			3	11.5
<i>Tile Layer/Plasterer</i>	1		1		1	3	11.5
Baker		1				1	3.8
Bus Despatcher					1	1	3.8
<i>Carpenter/Joiner</i>	1					1	3.8
Parker					1	1	3.8
Restorer (Buildiing)				1		1	3.8
<i>Salesperson/Shop Asst.</i>	1					1	3.8
Unspecified						0	0.0
TOTAL	10	6	2	1	7	26	100

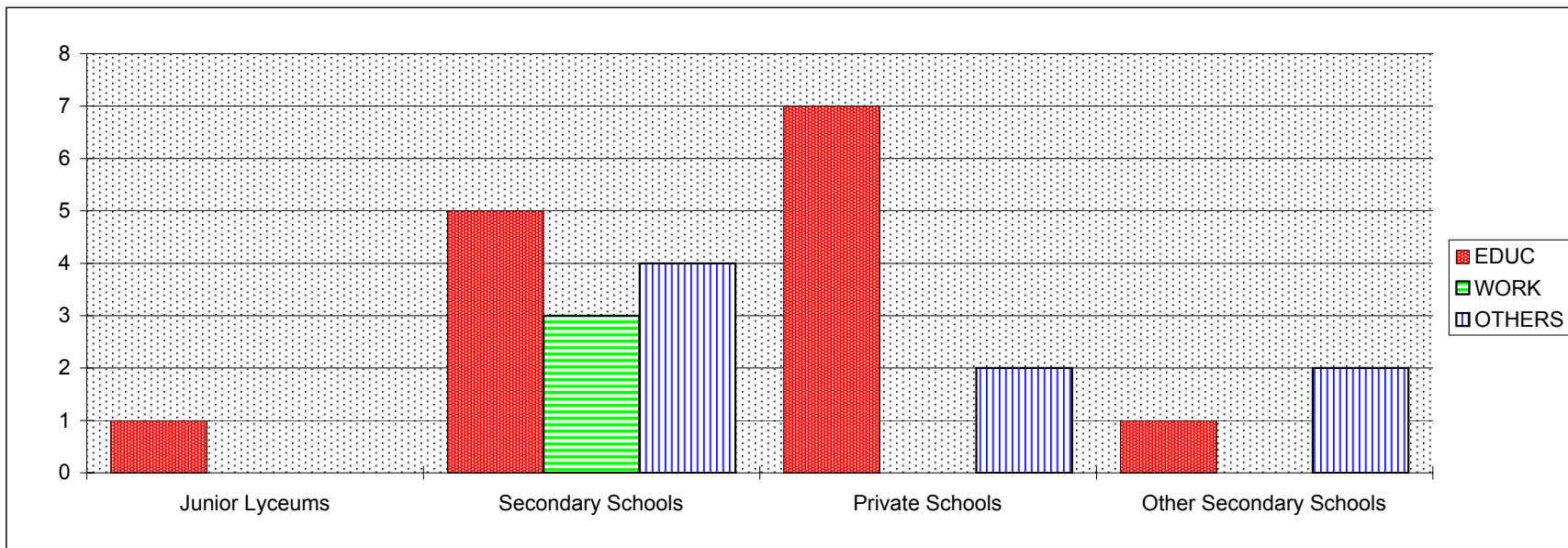
VI.3.4. STUDENTS' OTHER OPTIONS

OPTION	FURTU SELVATICO	S. GUZEPP HADDIEM	LORENZO MANCHE`	GEROLAMO CASSAR	ST PATRICK'S	TOTAL	%
At home	6	6	6	2		20	58.8
Emigrated						0	0.0
Registering for Work	4	5	1	2	3	12	35.3
Others			1	1	1	2	5.9
TOTAL	10	11	8	5	4	34	100

VII. SPECIAL NEEDS STUDENTS

VII.1. TOTAL STUDENTS OPTIONS BY SECTOR

SECTOR	EDUCATION	WORK	OTHERS	TOTAL
	TOT	TOT	TOT	
Junior Lyceums	1	0	0	1
Secondary Schools	5	3	4	12
Private Schools	7	0	2	9
Other Secondary Schools	1	0	2	3
TOTAL	14	3	8	25



VII.2. TOTAL STUDENTS' OPTIONS BY SEX

FEMALES

SECTOR	EDUCATION	WORK	OTHERS	TOTAL
	TOT	TOT	TOT	
Junior Lyceums	0	0	0	0
Secondary Schools	1	0	4	5
Private Schools	2	0	1	3
Other Secondary Schools	1	0	1	2
TOTAL	4	0	6	10

MALES

SECTOR	EDUCATION	WORK	OTHERS	TOTAL
	TOT	TOT	TOT	
Junior Lyceums	1	0	0	1
Secondary Schools	4	3	0	7
Private Schools	5	0	0	5
Other Secondary Schools	0	0	1	1
TOTAL	10	3	1	14

MIXED

SECTOR	EDUCATION	WORK	OTHERS	TOTAL
	TOT	TOT	TOT	
Private Schools Mixed	0	0	1	1

VII.3. JUNIOR LYCEUMS

FEMALES

SCHOOL				EDUCATION	WORK	OTHERS
	ACADEMIC	TECHNICAL	VOCATIONAL	TOTAL		
Adrian Dingli, St Patrick's				0	0	0
Maria Regina, Blata I-Bajda				0		
St Theresa, Mriehel				0		
Carlo Diacono, Zejtun				0		
Margareth Mortimer, Sta Lucia	-	-	-	0	-	-
Agius de Soldanis, Gozo				0		
TOTAL	0	0	0	0	0	0

MALES

SCHOOL				EDUCATION	WORK	OTHERS
	ACADEMIC	TECHNICAL	VOCATIONAL	TOTAL		
Liceo Vassalli, Handaq	/	/	/	0	/	/
G. Zammit Brighella, Hamrun	0	0	1	1		
G. Despott, Verdala				0		
St Joseph, Paola	0	0	0	0	0	0
Ninu Cremona, Gozo				0		
TOTAL	0	0	1	1	0	0

VII.4. SECONDARY SCHOOLS

FEMALES

SCHOOL	ACADEMIC	TECHNICAL	VOCATIONAL	EDUCATION TOTAL	WORK	OTHERS
P. Pullicino, Rabat				0		
M'Assunta, Hamrun	/	/	/	0		
M'Goretti, Tarxien	1	/	/	1	/	1
L.Preziosi, St Andrew's				0		
Lily of the Valley, Mosta	0	0	0	0	0	3
Agius De Soldanis, Gozo				0		
E.Serracino Inglott, Cospicua				0		
TOTAL	1	0	0	1	0	4

MALES

SCHOOL	ACADEMIC	TECHNICAL	VOCATIONAL	EDUCATION TOTAL	WORK	OTHERS
V. Bugeja, Sta Venera			1	1	2	
G. D'Amato, Paola	/	/	/	0	/	/
A. Bosio, Gzira	0	0	0	0	0	0
T. Zammit, Mtarfa		2		2		
K. Psaila, Zebbug				0		
L. Gafa, Fortini	/	/		0	1	/
G. Galea, Qormi	/	/	/	0	/	/
F.X. Attard, Marsa		1		1		
V.Borg Brared, B'Kara	/	/	/	0	/	/
S.Frangisk, Sta Venera				0		
N. Cremona, Gozo				0		
TOTAL	0	3	1	4	3	0

VII.5. PRIVATE SCHOOLS

FEMALES

SCHOOL	ACADEMIC	TECHNICAL	VOCATIONAL	EDUCATION TOTAL	WORK	OTHERS
St Joseph, Blata I-Bajda	1			0		1
Our Lady Immaculate. Hamrun		/		0		
St Dorothy's, Zebbug	2			2		
St Monica, B'Kara				0		
St Monica, Gzira				0		
Immaculate Conception, Tarxien				0		
Sacred Heart, St Julian's	/	/	/	0		
St Joseph, Sliema				0		
St Francis Sec. School, Sliema				0		
St Catherine's, Pembroke				0		
TOTAL	2	0	0	2	0	1

MALES

SCHOOL	ACADEMIC	TECHNICAL	VOCATIONAL	EDUCATION TOTAL	WORK	OTHERS
St Albert, Valletta				0		
St Elias College, Sta Venera				0		
St Augustine, Pieta`		1	1	2		
St Michael's, Qormi	0	0		0		
Seminary, Tal-Virtu`				0		
Savio College, Dingli				0		
St Aloysius, B'Kara				0		
St Paul's, Rabat	1			1		
Seminary, Gozo				0		
Stella Maris, Gzira				0		
De La Salle, Cottonera			2	2		
St Edward's College, Cottonera		/	/	0	/	/
TOTAL	1	1	3	5	0	0

MIXED

SCHOOL				EDUCATION	WORK	OTHERS
	ACADEMIC	TECHNICAL	VOCATIONAL	TOTAL		
San Anton School	/			0		
St Martin's College	/	/	/	0	/	1
St Michael Foundation		0	0	0		
San Andrea School				0		
TOTAL	0	0	0	0	0	1

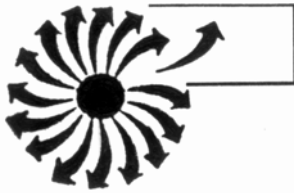
VII.7. OTHER SECONDARY SCHOOLS

FEMALES

SCHOOL				EDUCATION	WORK	OTHERS
	ACADEMIC	TECHNICAL	VOCATIONAL	TOTAL		
Fra Diego Bonanno, Marsa M'Tereza Nuzzo, Hamrun	1	/		0 1		1
TOTAL	1	0	0	1	0	1

MALES

SCHOOL				EDUCATION	WORK	OTHERS
	ACADEMIC	TECHNICAL	VOCATIONAL	TOTAL		
Furtu Selvatico, Naxxar	0	0	0	0	0	0
San Guzepp Haddiem, Marsa		0		0	0	1
Lorenzo Manche`, Floriana				0		
Gerolamo Cassar, Floriana				0		
St Patrick's Craft Centre				0		
TOTAL	0	0	0	0	0	1



GUIDANCE AND COUNSELLING EDUCATION DIVISION

1st October 2004

Dear Student,

It has now been some months since you have left secondary school. Yet, we are still interested in knowing what you are doing at present, whether in a new course of study or at work. Consequently, it would be greatly appreciated if you could fill in the attached questionnaire and **return it to the Guidance Teacher of your last school.**

We are collecting this data for the compilation of the annual Tracer Study published by the Guidance & Counselling Services. Such a study publishes statistical information regarding the educational/vocational choices of students after Form 5. The Form will be destroyed as soon as data is compiled. No personal data is entered in computer or published.

Should you require any help or information do not hesitate to contact the guidance teacher at school.

Name and Surname

School (2003-2004) Form 5

1. On completion of Form V, what are you doing now? (Put a cross [x] where applicable)

studying at school working home

2. If studying, where? Please tick as appropriate.

- Gian Frangisk Abela, Junior College, Msida
- Institute of Business & Commerce, Paola (M.C.A.S.T.)
- Private Sixth Form
- Giovanni Curmi Higher Secondary School, Naxxar
- Institute of Information & Communication Technology, Paola (M.C.A.S.T.)
- M'Ang Refalo' Centre for Further Studies, Gozo
- Institute of Electronics Engineering, Paola (M.C.A.S.T.)
- Institute of Mechanical Engineering, Paola (M.C.A.S.T.)
- Institute of Agribusiness, Luqa (M.C.A.S.T.)
- Institute of Maritime Studies, Kalkara (M.C.A.S.T.)
- Institute of Building & Construction Engineering, Naxxar (M.C.A.S.T.)
- M.C.A.S.T. Centre, Gozo.
- Institute of Community Services, Sliema (M.C.A.S.T.)
- Institute of Art & Design, Targa Gap (M.C.A.S.T.)
- Institute of Tourism Studies
- Institute of Health Care, University of Malta, Msida

3. If working, in what job?

4. If neither studying nor working, what are you doing?

Student's Signature: _____ **Date:** _____

TRACER STUDY 2003-2004

SCHOOL: _____ STAMP: _____

Number of students on roll (1-6-2004) _____

A. Students Studying

i. ACADEMIC COURSES at:

Gian Frangisk Abela Junior College _____

Institute of Business & Commerce (M.C.A.S.T.) _____

Private Sixth Form _____

Giovanni Curmi Higher Secondary _____

Institute of Information & Comm Tech. (M.C.A.S.T.) _____

Mikelang Refalo Upper Lyceum _____

Total: _____

(Including _____ Special Needs Students)

ii. TECHNICAL COURSES at:

Institute of Electronics Engineering (M.C.A.S.T.) _____

Institute of Mechanical Engineering, Paola (M.C.A.S.T.) _____

Institute of Agribusiness, Luqa (M.C.A.S.T.) _____

Institute of Maritime Studies (M.C.A.S.T.) _____

Institute of Building & Construction (M.C.A.S.T.) _____

M.C.A.S.T. Centre, Gozo. _____

Total: _____

(Including _____ Special Needs Students)

iii. VOCATIONAL COURSES at:

Institute of Community Services, Sliema (M.C.A.S.T.) _____

Institute of Art & Design (M.C.A.S.T.) _____

Institute of Tourism Studies _____

Institute of Health Care (Univ. of Malta) _____

Total: _____

(Including _____ Special Needs Students)

TRACER STUDY 2003-2004

B. Students Working

Job:	Number:
Salesperson/Shop Asst.	_____
Waiter/Waitress	_____
Machine Operator	_____
Labourer	_____
Chambermaid	_____
Cleaner	_____
Tile Layer/Plasterer	_____
Hairdresser/Beautician	_____
Carpenter/Joiner	_____
Farmer	_____
Clerk/Secretary	_____
_____	_____
_____	_____
_____	_____
_____	_____
_____	_____
_____	_____
_____	_____

Total: _____

(Including _____ Special Needs Students)

C. Other Students

At Home	_____
Emigrated	_____
Registering for Work	_____
Others	_____

Total: _____

(Including _____ Special Needs Students)

Guidance Teacher/s _____ , _____
